

Submitted by Itad in association with Stats4SD, JaRco, Dansom and Sayara



Acknowledgements

The IMPACT team would like to thank staff in the IOM Regional Office in Nairobi and the Country Offices in Ethiopia, Somalia and Sudan who have guided, informed and supported the inception phase. We would like to thank the IOM head office staff in Geneva, external consultants and all the migrant returnees who have given their time and shared their insights with the IMPACT team. We would also like to thank our partners JaRco, Sayara and Dansom for their valued collaboration and inputs into the inception phase.

Disclaimer

The opinions expressed in the document are those of the authors and do not necessarily reflect the views of the International Organization for Migration (IOM). The designations employed and the presentation of material throughout the report do not imply the expression of any opinion whatsoever on the part of IOM concerning the legal status of any country, territory, city or area, or of its authorities, or concerning its frontiers or boundaries.

IOM is committed to the principle that humane and orderly migration benefits migrants and society. As an intergovernmental organisation, IOM acts with its partners in the international community to assist in the meeting of operational challenges of migration; advance understanding of migration issues; encourage social and economic development through migration; uphold the human dignity and well-being of migrants. This report has not been formally edited by IOM.

This report was made possible through the support provided by the European Union, under the terms of the EU-IOM Joint Initiative for Migrant Protection and Reintegration in the Horn of Africa. All rights reserved. No part of this publication may be reproduced, stored in a retrieval system, or transmitted in any form or by any means, electronic, mechanical, photocopying, recording, or otherwise without the prior written permission of the publisher.

‘Itad’ and the tri-colour triangles icon are a registered trademark of ITAD Limited.

Contents

Contents	ii
List of acronyms	vi
Executive Summary	viii
The EU-IOM Joint Initiative for Migrant Protection and Reintegration in the Horn of Africa region	viii
Purpose and scope of IMPACT	viii
Measuring reintegration	ix
IMPACT design	x
IMPACT management	xii
1 Introduction	1
1.1 Purpose and outline of this report	2
1.2 Purpose, scope and objectives of IMPACT	2
1.3 Inception process	5
1.3.1 IOM Regional Office consultations	5
1.3.2 IOM Country Offices consultations	5
1.3.3 Returnee consultations	6
1.3.4 Methodological briefings	6
1.3.5 Peer review and quality assurance	6
1.3.6 Impact on Covid-19 on inception process	7
2 The EU-IOM Joint Initiative for Migrant Protection and Reintegration in the Horn of Africa 8	
2.1 The EU-IOM Joint Initiative	8
2.2 The EU-IOM Joint Initiative in the Horn of Africa	10
2.2.1 Ethiopia	11
2.2.2 Somalia	15
2.2.3 Sudan	19
3 Measuring sustainable reintegration	23
3.1 Conceptualising reintegration	23
3.1.1 Other definitions of reintegration	25
3.1.2 Sustainable reintegration – key aspects from the literature	26
3.2 Measurement frameworks	27
3.2.1 IOM RSI framework for measuring reintegration	28
3.2.2 Other reintegration frameworks	29
3.2.3 Recommendations for a review of IOM’s framework	32
3.3 Reviewing IOM’s institutional surveys	43

3.3.1	Overview of the IOM institutional surveys	43
3.3.2	Reviews of the reintegration sustainability survey	47
3.3.3	Overview of current data chain process	59
4	Design and methodology	61
4.1	Evaluation questions	61
4.1.1	Evaluation design principles	62
4.1.2	Mixing multiple methods	63
4.1.3	Effective sequencing	63
4.1.4	Learning focus	64
4.2	IMPACT design	66
4.2.1	Modelling impact	68
4.2.2	Natural experiments	69
4.2.3	Qualitative framework	69
4.3	Evaluation phasing and timeline	69
4.4	Cross-methodological analysis and sense-making	71
4.5	Design limitations and challenges	72
5	Modelling impact	74
5.1	Counterfactual, comparison or calibration	75
5.1.1	Non-migrant resident calibration cohort	75
5.1.2	Intra-returnee calibration cohorts	79
5.2	Analytical framework for measuring reintegration	82
5.3	Timing bias – the W effect	89
5.3.1	Implications for IMPACT	90
5.4	RSS+ tool	92
5.4.1	AVR and RA indicators	92
5.4.2	Consistently strong formative indicators in MIMIC model become candidates for additions to RSI	97
5.4.3	Identification of reintegration drivers through modelling of similarity to non-migrant residents and MIMIC modelling	97
5.5	Sampling	97
5.5.1	Returnee sampling	97
5.5.2	Non-migrant resident calibration cohort sampling	101
5.5.3	Community-level indicators	104
5.6	Data collection	105
5.6.1	Returnee enumeration	105
5.6.2	Retrospective enumeration	105
5.6.3	Using vulnerability assessment data	106

5.6.4	Identifying and recruiting the non-migrant resident calibration cohort	108
5.7	Analysing impact	109
6	Natural experiments	112
6.1	Natural experiments in the EU-IOM Joint Initiative (HoA)	113
6.2	Natural experiment 1: Delay in provision of reintegration assistance	114
6.3	Natural experiment 2: Switching from IOM to local procurement and cash-based options in Sudan	117
7	Qualitative framework	119
7.1	In-depth case studies	121
7.1.1	Objectives	121
7.1.2	Approach	121
7.1.3	Sample	122
7.2	Exploratory focus group discussions	123
7.2.1	Objectives	123
7.2.2	Approach	123
7.2.3	Sample	124
7.3	Follow-up interviews	124
7.3.1	Objectives	124
7.3.2	Approach	124
7.3.3	Sample	124
7.4	Qualitative data collection	125
7.4.1	Tools	125
7.4.2	Transcription and translation	125
7.5	Qualitative analysis	125
8	Data quality assurance	126
8.1	Quantitative data	126
8.1.1	Translation of instruments	126
8.1.2	Training of enumerators/qualitative facilitators and piloting tools	126
8.1.3	Quality assurance/editing of all XLS forms	127
8.1.4	Back checking	127
8.1.5	Near real-time daily automated validation reports	128
8.1.6	Combating respondent fatigue	128
8.2	Qualitative data	128
8.2.1	Training researcher and piloting of tools	128
8.2.2	Data management	128
8.2.3	Field procedures	129
9	Managing IMPACT	130

9.1	Working with IOM	130
9.2	Team structure, roles and responsibilities	130
9.3	Peer review and quality assurance	132
9.4	Risks and challenges	133
9.5	Ethics and safeguarding	135
9.6	Data management protocols	137
10	Implementation	139
10.1	Workplan	139
10.2	Logistics	141
10.3	List of deliverables	141
10.4	Next steps	141
	Annex A Terms of Reference	143
	Annex B IOM list of indicators	153
	Annex C Reintegration frameworks review	156
	Annex D Consolidated peer review feedback	174
	Annex E Data flow diagram	178
	Annex F Examples of quantitative outputs	179
	Annex G Extreme event natural experiment proposals	189
	Annex H Information gathering and decision points for natural experiments	197
	Annex I Risk matrices	198
	Annex J Confidentiality and consent script	204
	Annex K References	205
	Annex L Stakeholders consulted	209
	Annex M Reintegration Sustainability Survey version 1.1	212

List of acronyms

ARC	Audit and Risk Committee
AVR	assisted voluntary return
AVRR	Assisted Voluntary Return and Reintegration
CO(s)	country office(s)
DAC	displacement affected communities
DS	durable solutions
DTL	deputy team leader
EE	extreme event
ES	early solutions
EU	European Union
EUTF	EU Emergency Trust Fund
EWS	early warning system
FAO	Food and Agriculture Organization
FEWS NET	Famine Early Warning System Network
FGD	focus group discussion
FHH	female-headed households
HLP	housing, land and property
HoA	Horn of Africa
HQ	headquarter
IASC	Interagency Standing Committee
IDP	internally displaced person
INGO	international non-governmental organisation
IOM	International Organization for Migration
JI	EU-IOM Joint Initiative for Migrant Protection and Reintegration in the Horn of Africa region
LORI	Local Reintegration Index
MDI	multidimensional integration
M&E	monitoring and evaluation
MIMIC	multiple indicator multiple cause model
MiMOSA	Migrant Management Operational System Application
MoMo	Mobile Money
NE	natural experiment
NFIs	non-food items
NGO	non-governmental organisation
PPMM	participatory programme monitoring meetings
PSS	psychosocial support
QA	quality assurance
RA	reintegration assistance
ReDSS	Regional Durable Solutions Secretariat
RfP	request for proposal
RO	regional office
RSI	Reintegration Sustainability Index
RSS	Reintegration Sustainability Survey
SEM	Structural Equation Model
SGBV	sexual and gender-based violence

SOPs	standard operating procedures
SRI	Self-Reliance Index
SSWA	Secretariat of Sudanese Working Abroad
TL	team leader
TOR	terms of reference
TVET	technical and vocational education and training
UMC	unaccompanied migrant children
UN	United Nations
UNHCR	United Nations High Commissioner for Refugees
UNICEF	United Nations Children's Fund

Executive Summary

The EU-IOM Joint Initiative for Migrant Protection and Reintegration in the Horn of Africa region

Large-scale global migration is a growing reality for people across the globe. In 2017, there were 258 million international migrants, representing 3.4% of the world's population (IOM, 2018c).

The EU-IOM Joint Initiative for Migrant Protection and Reintegration in the Horn of Africa region was launched in March, 2017 and covers Djibouti, Ethiopia, Eritrea, Kenya, Somalia, Uganda, South Sudan and Sudan. The programme supports migrants who decide to voluntarily return to their countries of origin to do so in a safe and dignified way.

The programme uses an integrated approach¹ to the provision of reintegration assistance, including economic, social and psycho-social support that is tailored to the needs of an individual returnee and also implements community-based projects to improve the conditions of reintegration in the areas of return.

Purpose and scope of IMPACT

The Impact Evaluation of the EU-IOM Joint Initiative Programme for Migrant Protection and Reintegration (Horn of Africa), hereby IMPACT, aims to provide a robust assessment of the impact of IOM's reintegration assistance, providing an accountability mechanism to beneficiaries of the programme, the donor and wider sector,² and an evidence base to inform future reintegration programming, while maximising cost-effectiveness. IMPACT will focus on Ethiopia, Somalia and Sudan where the number of programme beneficiaries is the highest.

As a flagship evaluation for IOM, this work is intended to generate substantial learning on evaluating impact of sustainable reintegration programmes, as well as informing future methodological standards. The IMPACT is also expected to inform IOM's understanding of sustainable reintegration metrics through testing of the relatively new Reintegration Sustainability Index (RSI) and its related survey (Reintegration Sustainability Survey), introduced in 2018 by IOM to better monitor and compare individual reintegration outcomes.

¹ https://www.iom.int/sites/default/files/our_work/DMM/AVRR/Towards-an-Integrated-Approach-to-Reintegration.pdf

² EU-IOM (2019), Terms of Reference in Request for Proposals, Services for Conduction of a Study to Evaluate the Impact of the Reintegration Assistance Provided under the EU-IOM Joint Initiative in the HoA Region, p. 28.

IMPACT objectives, as laid out in the Terms of Reference (ToR) are as follows:

1. Evaluation of the impact of reintegration assistance provided by the EU-IOM Joint Initiative (HoA) on the sustainable reintegration of supported migrant returnees
 - IMPACT should provide a rich evidence base to inform programming, to better design forms of assistance and to maximise cost-effectiveness.
 - The proposal should include a significant learning component to support programme adaptation and inform the design of similar programmes.
2. Improve IOM's understanding of sustainable reintegration metrics
 - The Reintegration Sustainability Index (RSI) and its related Survey (RSS) are a relatively new tools and have received limited feedback on its use in operational contexts.
3. Design a robust methodology that can become a standard for future impact evaluations of reintegration-focused programmes
 - IOM recognises that there is currently no precedent for the conduction of impact evaluations of returning migrants' reintegration in their countries of origin.
 - Methodological designs should seek to maximise robustness and representativeness of the results.
 - Methodological inputs from the IMPACT team will aim at informing the definition of a standard design for impact evaluation in the field of reintegration.

While the terms of IMPACT are well defined, there are a number of central challenges which may impact the scope of the work outlined in the ToR. Firstly, no precedent has been set on design for impact evaluation of a complex reintegration programme such as the EU-IOM Joint Initiative in the HoA. Identifying counterfactual or control groups represents a significant challenge due to the complexities of the context and of the subject matter. Secondly, it is important to note that IMPACT has been commissioned two years into programme implementation and, as such, data availability and quality may be a limiting factor. Lastly, the COVID-19 pandemic has had a profound impact on the implementation of the programme, particularly restrictions on returnee movement and delivery of in-kind economic support. It has also hindered the IMPACT team's ability to conduct face to face interviews in the inception phase.

Measuring reintegration

IOM defines sustainable reintegration as follows:

Reintegration can be considered sustainable when returnees have reached levels of economic self-sufficiency, social stability within their communities, and psychosocial well-being that allow them to cope with (re)migration drivers. Having achieved sustainable reintegration, returnees are able to make further migration decisions a matter of choice, rather than necessity (IOM, 2016b).

Defining and measuring reintegration is complex and there is currently no universally agreed definition or measurement framework. Accurately measuring complex, multifaceted concepts such as reintegration is extremely challenging, with no single measure able to exhaustively capture the concept. During the scoping phase, the IMPACT team carried out a review of the Reintegration Sustainability Index (RSI) and its related Reintegration Sustainability Survey (RSS), alongside other frameworks to measure reintegration and a systematic review of literature. As a result of this work, we have provided recommendations for the EU-IOM Joint Initiative (HoA) to take into consideration, adding insight into the process and outcome of reintegration programming. The recommendations revolve around the following:

- Information on the migration cycle
- Indicators of skills acquired during migration
- Indicators of child-specific needs
- Understanding of family reunification

In addition to this thematic review, the IMPACT team has examined the current data collection and management processes for the RSS. Improvements in the ability to ensure a clean and complete data chain can be achieved. IMPACT proposed a database management solution to improve the integrity of future datasets.

IMPACT design

The complexity of reintegration programming, diversity in implementation, returnee demographics and experience and lack of a universally recognised measure of reintegration provide a significant challenge for evaluation design. To meet the purpose and objectives of IMPACT, we have proposed a hybrid, semi-experimental evaluation design incorporating: quantitative modelling of impact; natural experiments that draw on internal programme changes and potentially, external extreme events; and an exploratory qualitative research framework, which takes advantage of the strengths of different methodological options while addressing their weaknesses.

Quantitative Modelling

Our approach to modelling impact combines the use of four different analytical frameworks for the measurement of reintegration, at baseline (prior to provision of assistance) and between 12 to 18 months after return (endline) for both migrant returnees and matched non-migrant residents. The term calibration group is used here when referring to the matched non-migrant resident respondents.

In a typical randomised controlled trial or quasi-experimental approach, there is a treatment exposed group and a non-treatment exposed (or control) group drawn from a population deemed similar to the treatment group. This non-treatment exposed group is typically referred to as the counterfactual. To isolate the impact of the IOM assistance, cohorts of returnees receiving and not receiving IOM assistance would be required. Finding a comparable cohort of returnees not receiving IOM assistance is not likely to be feasible. Without this option, we are left with a comparison against non-migrant residents. Non-migrant residents and returnees cannot however be deemed as similar groups due to the fact that the latter have been 'changed' by their migration-return experience. Constructing a valid counterfactual or comparison group by using non-migrant residents is then impossible. Instead, we propose to use a non-migrant resident to construct a calibration group comprised of demographically matched respondents residing in the same, or similar, locations as the returnees. This approach draws from UNICEF's (2004) definition of reintegration, which uses compatriots (non-migrant resident respondents) as a calibration cohort:

Reintegration is a process that should result in the disappearance of differences in legal rights and duties between returnees and their compatriots and the equal access of returnees to services, productive assets and opportunities.

In line with this definition, our design will measure success of reintegration of the returnee cohort through calibrating their characteristics against locally matched non-migrant residents. The non-migrant resident calibration group offers a standard against which we can assess the progress of migrant returnees towards reintegration. This approach is analogous to an epidemiological case-control study.

Where possible, we will also draw on intra-returnee calibration cohorts, identifying different typologies of returnees and characterising their differing experiences of reintegration to better understand outcome level change, what is working and for whom.

Recognising the inherent difficulties in the measurement of complex concepts such as reintegration, where no single univariate measure is widely accepted, we will draw on three different analytical frameworks for measuring reintegration. This approach will enable us to compare and contrast findings, build on the strengths and mitigate for weaknesses of the different approaches. The following frameworks will be used:

- Reintegration Sustainability Index (RSI), IOM's measurement for reintegration developed by Samuel Hall in 2017.
- Predicting degree of similarity to non-migrant residents: an analysis that determines the level of similarity between returnee and non-migrant resident populations as an indicator of the degree of reintegration achieved.
- Multiple Indicator Multiple Cause Model (MIMIC): a modelling approach that estimates an underlying latent, or unknown/unobservable, variable (for example the RSI) through more than one partial proxy. Combining these partial proxies into a regression approach results in an index that is 'reflective' of the partial proxies, hence these variables are known as 'reflective' indicators. Examples of reflective indicators might be satisfaction with current economic situation or participation in social activities.

Formative indicators, which are the observed predictors or drivers of reintegration, are used to initially form the latent index that is modified to be reflective of the partial proxies. They can also be thought of as explanatory or independent variables.

- Drivers of respondent's perceptions of good levels of reintegration: a set of explanatory variables that are applied to returnees only to explain the outcome of feeling well integrated.

Natural experiments

Natural experiments (NEs) use unplanned changes (either internal to the programme or as a result of external events) to test important hypotheses. These changes can be exploited as fortuitous interventions of a kind or on a scale that could not be implemented deliberately for ethical or practical reasons in, for example, a controlled experiment. Our design incorporates analysis of internal programme changes, exploiting delays in receiving assistance and changes in procurement of in-kind support towards mobile money and cash-based options, to better understand the impact of the programme's assistance on returnees' reintegration.

We have also presented additional options focused on extreme events that may be possible to incorporate into the design. These include the effects of flooding in Somalia; effects of COVID-

19 in all three countries; peace and improved water management in North Darfur, Sudan; and future events in Ethiopia, which will be monitored.

The integration of NEs within the overarching design gives in-depth insights into the effectiveness of the programme and offer comparisons that are visible to programme staff and other stakeholders (see Section 6).

Qualitative framework

Our qualitative framework is both supportive and complementary to our modelling and NE components. Qualitative data is essential in understanding concepts that are not easily understood through quantitative data, whilst also providing valuable insights to support the development and validation of the quantitative approaches employed.

The framework will provide in-depth information on how and why the EU-IOM Joint Initiative (HoA) is contributing to change, support understanding the impact of programme changes or extreme events for the natural experiment, and provide evidence on issues that are not well assessed through quantitative frameworks (such as the 'W model' that captures the up-and-down trajectory of a migrant returnee while attempting reintegration). Qualitative data is also key to developing and refining our modelling approach: feeding development of indicators, validating survey questions and identifying non-migrant matching criteria.

The qualitative framework has four aims:

1. To provide an in-depth understanding of how and why reintegration does (or doesn't) occur.
2. To capture diverse stakeholder perspectives.
3. To provide complementary evidence not well-captured through quantitative instruments.
4. To support development and validation of quantitative approaches and methods.

IMPACT management

The EU-IOM Joint Initiative (HoA) is managed through the IOM Regional Office in Nairobi.

Communication between the IOM management team and Itad evaluation team is essential for the effective delivery of this complex evaluation.

Our team includes methodological and thematic technical experts, national partners in all three IMPACT countries and skilled project managers to ensure a robust technical approach, grounded in a sound understanding of the countries of operation, is efficiently delivered. Quality is assured through a system of quality reviews and through expert peer review, guided by principles of technical excellence, client needs and effective communication.

We are proactively managing, monitoring and reviewing risks regularly to inform planning and adaptation. Ethics, safeguarding and inclusion are maintained through a proactive application of our ethical principles, safeguarding policy and research protocols.

IMPACT timeline ³	
March 2020 to August 2020: Scoping 1	Activities carried out during inception
	Consultation with IOM staff in the Regional Office and Ethiopia, Sudan and Somalia Country Offices
	Key informant interviews with returnees
	Literature review and analysis of frameworks for measuring reintegration
	Review of the RSI and RSS
August 2020 – October 2020: Scoping 2	Exploratory focus group discussions informing design of modelling and natural experiment components
	Further exploration of natural experiment options
	Decision point on extreme event natural experiment
October 2020 – February 2021: Baseline phase	Enumeration of RSS+ baseline survey for incoming returnees
	Retrospective enumeration of RSS+ baseline survey
	Identification and enumeration of the non-migrant calibration group
	Qualitative follow up interviews with RSS+ survey respondents
	High frequency mini-surveys to inform understanding of the W model
	In-depth qualitative case studies
	Production of interim reports
	Commence topic specific mini-surveys and qualitative research for external event natural experiments (if approved)
Feb 2021 – Jan 2022: Endline Phase	Enumeration of RSS+ endline survey returnees
	Enumeration of non-migrant calibration group endline survey
	High frequency mini-surveys
	In-depth qualitative case studies
	Endline exploratory qualitative research
Feb 2022: Reporting	Cross-method analysis and sense-making; modelling impact, internal (and potential external natural experiments); qualitative framework
	Production of final report

³ Please note that the timeline outlined here might change if the EU-IOM Joint Initiative (HoA) is granted a time extension.

1 Introduction

Summary

Large-scale global migration is a growing reality for people across the globe, with 258 million international migrants globally in 2017.

The EU-IOM Joint Initiative for Migrant Protection and Reintegration in the Horn of Africa supports migrants who decide to return to their countries of origin to do so in a safe and dignified way.

IMPACT - Impact Evaluation of the EU-IOM Joint Initiative Programme for Migrant Protection and Reintegration (Horn of Africa) aims to evaluate the impact of the programme on returnees' reintegration; to improve the understanding of the concept and measurement of sustainable reintegration and design a robust methodological approach that can provide a standard for evaluation of future reintegration programmes.

During the inception phase, despite the effects of COVID-19, the IMPACT team made good progress in gathering insights and understanding needed to deliver IMPACT.

This methodological report details the proposed IMPACT design; how this design is expected to meet the objectives of IMPACT and highlights limitations and risks that require consideration by Itad and IOM teams.

Large-scale global migration is a growing reality for people across the globe. In 2017, there were 258 million international migrants, representing 3.4% of the world's population (IOM, 2018c).

The EU-IOM Joint Initiative in the Horn of Africa (HoA) aims to support migrants who decide to return to their countries of origin to do so in a safe and dignified way, in full respect of international human rights standards and in particular the principle of non-refoulement.⁴ Upon return to the countries of origin, some migrants are able to reintegrate in their communities, whilst others face challenges and struggle to reintegrate. Recurrent issues include lack of income-generating opportunities in the community of origins, coupled with debt repayments and a lack of support networks (Altai, 2019a, b, c). In addition, returnees may be traumatised by the migration experience, which can include torture, violence, time spent in prisons or detention centres, gender-based violence and trafficking. Those returning to their families may face discrimination and feelings of shame at having failed to migrate, whilst others may feel accepted and supported by family members. The support provided to returning migrants and their communities through the EU-IOM Joint Initiative (HoA) is the first stepping stone in the lengthy and non-linear process of reintegration.

The EU-IOM Joint Initiative (HoA) began in March 2017 and runs until March 2021, with potential for a further contract extension in discussion. The programme covers Djibouti, Ethiopia, Eritrea, Kenya, Somalia, Uganda, South Sudan and Sudan. In March 2020, Itad were commissioned to carry out IMPACT (Impact Evaluation of the EU-IOM Joint Initiative Programme for Migrant Protection and Reintegration in the Horn of Africa region) focusing on three countries with the largest caseload of beneficiaries: Ethiopia, Somalia and Sudan. This methodological report is the first deliverable for the IMPACT team.

⁴ <https://migrationjointinitiative.org>

1.1 Purpose and outline of this report

This methodological report sets out how the IMPACT team will fulfil the terms of reference (ToR) for IMPACT - Impact Evaluation of the EU-IOM Joint Initiative Programme for Migrant Protection and Reintegration (Horn of Africa). The report aims to:

- Clarify the background to IMPACT, its purpose, scope and objectives (Section 1).
- Summarise the EU-IOM Joint Initiative (HoA), the operating contexts and any implications for IMPACT (Section 2).
- Better understand the issues of measuring sustainable reintegration, the current survey tools used by IOM and provide recommendations for improvements (Section 3).
- Illustrate the proposed evaluation design and methodology (Sections 4, 5, 6, and 7).
- Outline IMPACT management (Section 9).
- Detail the implementation plan (Section 10).

The report aims to provide the evidence needed to allow assessment of the credibility and robustness of the proposed methodology. The methodological report also highlights limitations and risks that require consideration and mitigation by both Itad and IOM regional office (RO) in Nairobi and country office (CO) teams.

1.2 Purpose, scope and objectives of IMPACT

Purpose: The main purpose of IMPACT - Impact Evaluation of the EU-IOM Joint Initiative Programme for Migrant Protection and Reintegration (Horn of Africa) is to provide a robust assessment of the impact of the programme. The current monitoring and evaluation (M&E) framework is limited to outcome measures and cannot unpick whether changes observed can be attributed to programme interventions or external influences. IMPACT therefore provides an accountability mechanism to beneficiaries of the programme, the donor and wider sector⁵ and an evidence base to inform future reintegration programming, maximising cost-effectiveness.

As a flagship evaluation for IOM, this work is intended to generate substantial learning on evaluating impact of sustainable reintegration programmes, informing future methodological standards. The IMPACT process is also expected to inform IOM's understanding of sustainable reintegration metrics through testing of the relatively new, Reintegration Sustainability Survey (RSS). The work will uncover the strengths and weakness of this tool and provide recommendations on improvements.

⁵ EU-IOM (2019), Terms of Reference in Request for Proposals, Services for Conduction of a Study to Evaluate the Impact of the Reintegration Assistance Provided under the EU-IOM Joint Initiative in the HoA Region, p. 28.

Core audiences for IMPACT

EU-IOM Joint Initiative regional and country office teams in the Horn of Africa (HoA): providing insights and evidence throughout the IMPACT period to support programme learning and adaptation.

IOM programmes beyond the EU-IOM Joint Initiative in the HoA: sharing evidence on learning on what works in reintegration programming to inform future programme design and delivery.

Wider sector working on sustainable reintegration: demonstrating the effectiveness of the EU-IOM Joint Initiative (HoA) and supporting learning on what works in reintegration programming.

EU policy teams: providing robust evidence to inform strategy and policy decision-making in the areas of voluntary return and sustainable reintegration.

Scope: The EU-IOM Joint Initiative (HoA) assists returnees in Djibouti, Ethiopia, Eritrea, Kenya, Somalia, Uganda, South Sudan and Sudan. However, IMPACT will focus only on Ethiopia, Somalia and Sudan where the number of beneficiaries of the programme is the greatest.

The breadth and depth of IMPACT are well defined in the TOR. However, this work requires the IMPACT team to navigate a number of central challenges which may impact the scope of the work. First, as outlined by IOM in the TOR⁶, no precedent exists for the conduction of an impact evaluation study on a reintegration programme of the size and complexity of the EU-IOM Joint Initiative (HoA).

Moreover, while significant research has informed the definition and measurement of 'sustainable reintegration' there is currently a lack of consensus on the most appropriate frameworks and metrics. To respond effectively to these challenges, we believe that methodological innovation and testing is key to the design and effective implementation of IMPACT, and fundamental to driving sectoral learning on measurement of reintegration as a concept and on the evaluation of reintegration programmes more broadly.

Additionally, IMPACT has been commissioned two years into programme implementation and, as such, data availability and quality may be a limiting factor, especially if restrictions due to COVID-19 have a significant effect on returnee movements.

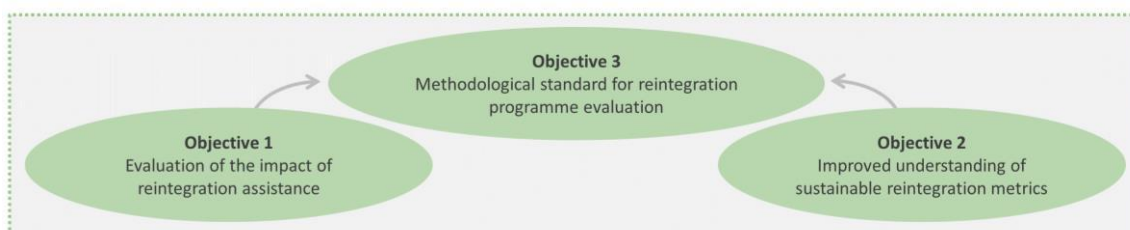
The final scope is likely to be influenced by emergent specifics of what is technically and practically possible and thus ongoing discussion will be necessary throughout the IMPACT period.

⁶ EU-IOM (2019), Terms of Reference in Request for Proposals, Services for Conduction of a Study to Evaluate the Impact of the Reintegration Assistance
Provided under the EU-IOM Joint Initiative in the HoA Region, p. 2

IMPACT objectives, as laid out in the Terms of Reference (see Annex A) are as follows:

1. Evaluation of the impact of reintegration assistance provided by the EU-IOM Joint Initiative (HoA) on the sustainable reintegration of supported migrant returnees
 - IMPACT should provide a rich evidence base to inform programming, to better design forms of assistance and to maximise cost-effectiveness.
 - The proposal should include a significant learning component to support programme adaptation and inform the design of similar programmes.
2. Improve IOM's understanding of sustainable reintegration metrics
 - The Reintegration Sustainability Index (RSI) and its related Survey (RSS) are relatively new tools and have received limited feedback on its use in operational contexts.
3. Design a robust methodology that can become a standard for future impact evaluations of reintegration-focused programmes
 - IOM recognises that there is currently no precedent for the conduction of impact evaluations of returning migrants' reintegration in their countries of origin.
 - Methodological designs should seek to maximise robustness and representativeness of the results.
 - Methodological inputs from the IMPACT team will aim at informing the definition of a standard design for impact evaluation in the field of reintegration.

Figure 1: Interaction of IMPACT objectives



In summary, the IMPACT team understands that the key objectives are to evaluate the impact of the EU-IOM Joint Initiative (HoA), to improve understanding of the concept and measurement of sustainable reintegration, and to design a robust methodological approach that can provide a standard for evaluation of future reintegration programmes both for the EU-IOM Joint Initiative and the wider migration sector.

We understand these three objectives to be interacting as shown in Figure 1. In order to benefit from the experience gained, IMPACT will need to promote a learning approach to ensure that feedback and knowledge sharing throughout the process contributes to a wider understanding of methodological standards for reintegration programming.

Although no major departures from the original TOR are required currently, this methodological report is the first step in this process. It is important to recognise that ongoing dialogue and decision making between IOM and the Itad team will be critical to balancing

‘what is good enough for now’ with ‘what is ideal’ for future evaluations as we operationalise the details.

1.3 Inception process

The inception phase process ran between 10 March and 24 August 2020. In brief, inception activities included:

- IMPACT team kick off meeting.
- Review of programme documentation.
- Literature review and analysis of measurement frameworks.
- Review of IOM institutional survey tools, data chain and available data.
- Remote consultation with the IOM Regional Office in Nairobi, external consultants working with the programme and IOM Headquarters.
- Remote Country Office consultations for Ethiopia, Sudan and Somalia including programme managers, M&E staff and reintegration assistants.
- Key informant interviews (via telephone) with returnees in Ethiopia, Sudan and Somalia.
- Methodological briefings on natural experiments and modelling impact with IOM Regional Office.
- Peer review and quality assurance.

1.3.1 IOM Regional Office consultations

Consultations with the IOM Regional Office was carried out at the beginning of the scoping phase and laid a foundation for the future direction of consultation.

Key informant lists can be found in Annex L.

1.3.2 IOM Country Offices consultations

Remote consultations were held with IOM staff in Ethiopia, Sudan and Somalia Country Offices (COs). These consultations included programme managers, M&E /information teams and reintegration assistants. Interview guides were reviewed by the IOM Regional Office.

Interviews covered a wide range of topics including:

- Understanding country context
- Programme implementation
- Monitoring and evaluation
- Vulnerability assessment

Consultations with COs enabled the IMPACT team to gain an understanding of the specific operating contexts for each country, variances in programme implementation and operational challenges. The interviews also focused on the use of IOM institutional surveys, the strengths and weaknesses of the data collected at country level, and how these data were being used to inform programme adaptation. Key informant lists for the COs consultations can be found in Annex L.

1.3.3 Returnee consultations

Consultations with a selected number of returnees in each country were intended to gather data on the broad experiences of returnee groups in relation to returns and reintegration and the support that they have received through the EU-IOM Joint Initiative (HoA).

In addition, consultations with returnees, alongside our wider consultation with IOM staff and a targeted literature review on sustainable reintegration, provide a basis for determining what, if any, context/country or subnational-specific indicators may be relevant for inclusion in the modelling approach, and for discovering potential indicators for conducting non-migrant resident matching processes.

Returnees selected by IOM COs were among those who are active in informal returnee networks and hence could relay the experience of other returnees alongside their personal experiences. IOM COs provided the contact details for the selected returnees, having informed them about IMPACT prior to the interviews.

The consultations were conducted by in-country research partners: JaRco (Ethiopia), Dansom (Somalia) and Sayara (Sudan). Before the interviews, Itad conducted a briefing with the research partners in order to discuss the purpose and objectives of the returnee consultations, and to examine interview questions in detail to ensure that there was a common understanding across the three countries. A script for consent and confidentiality was read before each interview (see Annex J). Interviews were conducted by phone in all three countries because of the national travel restrictions following the COVID-19 pandemic. Interviewers ensured they focused questioning on the experiences of returnees in general, rather than the specific experiences of the individual interviewee. Interview transcripts were then shared with the wider IMPACT team.

1.3.4 Methodological briefings

We have carried out three methodological briefings with the IOM RO: one briefing on our proposed approach to the implementation of natural experiments within IMPACT; one briefing on the technical details of our approach to modelling impact; and lastly one briefing on the details of our qualitative framework. Feedback from these meetings has been fed into the final methodological report.

1.3.5 Peer review and quality assurance

Our peer review process provided valuable insights into the validity and robustness of our proposed approach. A peer review of our modelling approach was carried out by Jean-Pierre Tranchant, peer reviewer for econometrics, and Carlos Barahona, peer reviewer for modelling and statistics,⁷ both of whom were not significantly involved in the initial design phase and hence able to provide an external perspective. Peer reviewers were asked to consider the following questions:

1. Does Itad's proposed approach effectively respond to the requirements of the Request for Proposal (RfP)?
2. Has IMPACT adequately justified the selection of approaches and are there methodological options that have not been considered?
3. Has Itad addressed programme/contextual issues (such as the W model) in their approach?

⁷ Jean-Pierre Tranchant, Independent consultant, previously Research Fellow at the Institute for Development Studies (IDS). Carlos Barahona, Principal Statistician and Managing Director at Statistics for Sustainable Development.

Consolidated feedback gathered during a peer review feedback session on 17th July 2020 can be found in Annex D. The report has also passed through Itad's internal quality assurance processes (further details in Section 9.3).

1.3.6 Impact on Covid-19 on inception process

The COVID-19 pandemic broke out in March 2020, as the inception period for IMPACT began. As a result, the face-to-face consultations planned with IOM regional and country staff and in-country data gathering, both by the core IMPACT team and in-country partners, were not possible. In this uncertain context, all face-to-face interactions were replaced with extensive consultations on online platforms, mainly Microsoft Teams and occasionally via Skype. Consultations proved extremely fruitful and the IMPACT team were able to increase their knowledge of the EU-IOM Joint Initiative (HoA) and the context and complexity in which it operates. We acknowledge the limitations of conducting the initial consultations online with teams we have not previously met in person and we recognise that some of the finer details of the programme and of the context might have been lost in online communications. However, it is clear that all sides have exerted best effort to make the online consultations work. There may be lessons to learn about how large programme evaluations can be more cost-effectively carried out in future.

The pandemic has also had a profound impact on the EU-IOM Joint Initiative (HoA) itself, as COVID-19 is an extreme event of unparalleled speed of onset and breadth. It has forced the EU-IOM Joint Initiative (HoA) to quickly adapt how it assists and works with returnees in different ways across the three countries, responding to the variation in control measures imposed. COVID-19's impacts on returnees and their communities are still playing out, but the COs' recent needs assessments show that they are extensive. The impact of the pandemic is adding to and exacerbating the impacts of other events such as flooding, desert locusts, political insecurity and conflict.

As outlined below, the COVID-19 pandemic is one of the extreme events we, together with IOM, are considering to frame as a natural experiment. This would enable us to assess, quantitatively and qualitatively, the impact of the pandemic on sustainable reintegration and to what degree innovation by the EU-IOM Joint Initiative (HoA) and returnees and their communities has contributed to mitigating that impact. Extreme events continually hit the HoA and are likely to do so in future. The natural experiment approach may help programmes and their evaluations to prepare for and respond more effectively to them.

2 The EU-IOM Joint Initiative for Migrant Protection and Reintegration in the Horn of Africa

Summary

The EU-IOM Joint Initiative (HoA) was launched in 2017 and covers Djibouti, Ethiopia, Eritrea, Kenya, Somalia, Uganda, South Sudan and Sudan. IMPACT will focus on Ethiopia, Somalia and Sudan.

The programme uses an integrated approach to the provision of assistance, including economic, social and psycho-social support that is tailored to the needs of an individual returnee.

The programme also implements community-based projects to improve the conditions of reintegration.

There is considerable variation in the operational contexts, delivery model, type and degree of assistance provided as well as in returnees demographics and experiences of migration between the three IMPACT countries which will have significant implications for evaluation design.

2.1 The EU-IOM Joint Initiative

IOM Assisted Voluntary Return and Reintegration (AVRR) programmes provide support to migrants whose journeys have taken a different route from what they expected or who want or need to return to their country of origins but are not able to do so independently (IOM, 2019a). AVRR programmes are guided by an approach that is human rights based, migrant friendly and cost-effective to migrants and are led by seven key principles and objectives (IOM, 2018a). The EU-IOM Joint Initiative for Migrant Protection and Reintegration, or EU-IOM Joint Initiative, was launched in 2016 and funded by the EU Emergency Trust Fund for Africa (EUTF) and is one of the AVRR programmes implemented by IOM in Africa. The EU-IOM Joint Initiative in the Horn of Africa was launched in March 2017.

The programme logic incorporates one overall objective, three specific objectives, and a number of activities to be carried out under each result. The overall objective of the EU-IOM Joint Initiative as stated in the logframe is to contribute to orderly, safe, regular and rights-based migration through the facilitation of dignified voluntary return and the implementation of development focused and sustainable reintegration policies and processes. The reintegration approach implemented under the Joint Initiative is based on three specific objectives (IOM, 2016a):

- Partner countries and relevant stakeholders develop or strengthen evidence-based return and reintegration procedures.
- Safe, humane, dignified voluntary return processes are enhanced along main migration routes.
- Migrants benefit from sustainable economic, social and psychosocial reintegration that also benefits communities.

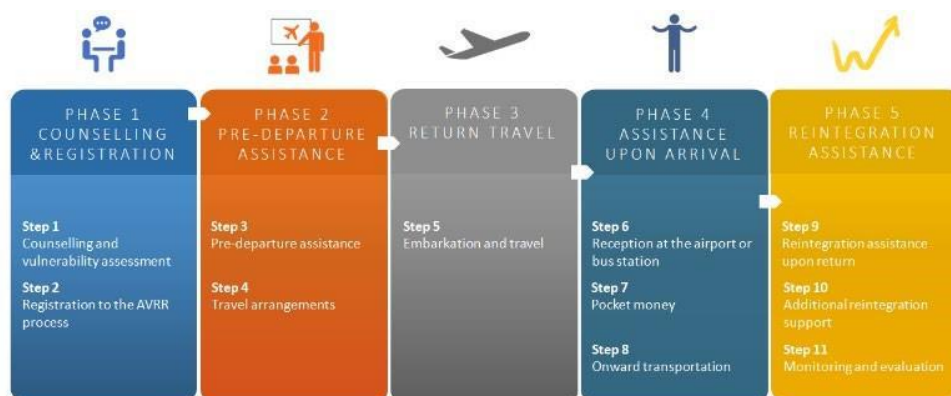
To achieve these objectives, IOM provides assistance to returning migrants through an integrated approach, which takes into account the complex, multidimensional process of reintegration and provides a holistic and need-based approach, including economic, social and psychological factors across individual, community and structural levels. The reintegration

approach implemented under the programme is based on the following overarching principles (IOM, 2016a):

- Comprehensive assistance, acknowledging the need for economic, social and psychosocial factors to reintegration across all levels.
- Assistance for all and flexible support; all eligible migrants receive some reintegration assistance, however, the type, level and value of assistance provided depends on several factors.
- Needs-based and impact-based assistance, focusing efforts and resources where they are most needed and where they can have the most impact.
- Shifting the focus from the individuals to community and structural support, while addressing individual needs, the reintegration approach puts consideration in the returnees' environment as well. Assistance to returnees should, to the extent possible, foster participation of communities and address their needs.
- Participation and synergies, working with a range of partners, including the EU, national governments, UN agencies, international and local NGOs, and the private sector.

IOM's reintegration assistance supports enhanced migrant well-being in the process of return and it is a crucial component of IOM's approach to reintegration. The assistance programme consists of five phases: counselling and registration (in the country of migration); predeparture assistance; return travel; assistance upon arrival in the country of origin; and reintegration assistance, which includes economic, social and psychosocial support. More details and sequencing of the AVRR process (see Figure 2) are defined in the Framework Standard Operating Procedures for Assisted Voluntary Return and Reintegration (AVRR) (EU-IOM, 2019).

Figure 2: The different phases of the AVRR process as defined in the Framework SOPs (EU-IOM, 2019)



The EU-IOM Joint Initiative also implements community-based projects to improve the conditions of return and reintegration in the community. By addressing communities' needs, community-based initiatives facilitate effective reintegration and address any feelings of resentment or hostility that a returning migrant may face from members of the community (IOM, 2016b). To address structural factors at play in the reintegration processes, the EU-IOM Joint Initiative engages with governmental and non-governmental stakeholders, public and private actors, and local and international organisations (IOM, 2017).

While the integrated approach provides a robust framework for reintegration assistance programming, IOM acknowledges that there are no simple models for reintegration assistance due to ever-changing mobility trends, diverse profiles of returnees, complexities of returnees' vulnerabilities, and country-level policies and institutions (EU-IOM, 2019). Hence, the emphasis of the EU-IOM Joint Initiative on providing support that is tailored to the individual and that responds to the individual's needs.

2.2 The EU-IOM Joint Initiative in the Horn of Africa




During the scoping phase, the IMPACT team conducted consultations with various stakeholders at regional and country levels to discuss details about the EU-IOM Joint Initiative (HoA) in Ethiopia, Somalia and Sudan. The IMPACT team found the three country programmes present substantial differences in terms of delivery model, type and degree of assistance provided to returnees, as well as diversity in returnees' demographics and experiences of migration. In addition, the three countries were differently affected by COVID-19, both in terms of number of cases registered and in lockdown measures. Country programmes had to adapt quickly to new modalities of work during the pandemic, and IOM COs witnessed a significant increase in the caseload, due to expulsions of migrants from the Gulf countries. The tables in the following sections show the main aspects of the three country programmes, and provide information on beneficiaries.

Aside from individual assistance provided after return by each country office (see tables in the following sections for information), pre-departure and travel assistance is provided to migrants who wish to return by the IOM offices in host countries. Pre-departure assistance consists in briefings on the type of support available upon return, return counselling (explaining the voluntary nature of the assistance), fit-to-travel assessments, other needs-based assistance such as medical, psychosocial support, non-food items and support with obtaining travel documents, if necessary. Travel assistance consists in air fare to the country of origin and complementary services such as transport to airport, assistance at point of departure, and other special measures for specific vulnerabilities (e.g. minors, returnees with health-related issues). Pre-departure and travel assistance are standardised and irrespective of the host, transit or countries of origin, according to IOM's institutional standards.⁸

⁸ Please note that although the support from the IOM offices in host countries is standardised, there are some differences in practice due to contextual factors in each sending country. For example, Sudan's pre-departure support also covers exit fees the Sudanese government requires for migrants being assisted to return. In Libya, when mass returns occur, there are significant time constraints to provide individual pre-departure counselling.




2.2.1 Ethiopia

In the table below, we have outlined the support provided to returnees by the EU-IOM Joint Initiative in Ethiopia and captured characteristics of the programme's caseload in the country. The table uses findings from the remote country consultations with the Ethiopia Country Office, conducted in May – June 2020, unless otherwise stated. See Annex L for the full list of stakeholders consulted.

<div> <div>Ethiopia</div>  </div>	
<div> <div>7,071</div> <div>Migrants who received at least one type assistance (until May 2020 included)⁹</div> </div>	
<div> <div>2,605</div> <div>Migrants who completed reintegration assistance (until May 2020 included)¹⁰</div> </div>	
<div> <div>Assistance on arrival</div>  </div>	<ul style="list-style-type: none"> ▪ The programme provides reception at the airport, including assistance with immigration processes, as agreed with the government, a 'Onward Transportation Allowance' of 1,900 ETB to reach the final destination within Ethiopia. ▪ The programme provides reception, pocket money (USD 60), medical and psychological support at the transit centre in Addis Ababa. Vulnerable migrants are also provided with shelter, medical assistance and legal aid, if needed.
<div> <div>Economic support</div>  </div>	<ul style="list-style-type: none"> ▪ Between 1 and 3 months after return, the programme organises a compulsory management / entrepreneurship training and group counselling. After the training, programme staff and returnees discuss individual reintegration plans, which include, among other options, support with setting up microbusinesses, enrolment in Technical and Vocational Education and Training (TVET) or in further education. ▪ After the individual plan is agreed, IOM programme staff, together with local governments, deliver in-kind support to start microbusinesses. To ensure ownership of returnees in the microbusiness, returnees are required to seek the authorisation from local governments to open the business and are asked to pay rent and bills for the business premises. Local governments conduct follow-ups to monitor the microbusinesses and provide technical assistance if needed. ▪ 90% of returnees opt for microbusinesses, including retail shops, groceries, bakeries, barber shops, and so on. A minority of returnees enrol in TVET, due to a lack of job opportunities and barriers to enrolment (minimum level of education required is often too high).

⁹ Source: donor reporting

¹⁰ Source: donor reporting



<p>Social support</p> 	<ul style="list-style-type: none"> Based on needs or specific vulnerabilities, the programme provides healthcare support, in agreement with local hospitals and health centres; housing support; legal support for obtaining identity documents; childcare support and education support for those under 14 years of age.
<p>Psychosocial support</p> 	<ul style="list-style-type: none"> All returnees are provided with an initial group counselling and a first mental health screening when they first arrive at the transit centre. A second screening is also done through the phone to identify returnees who need access to psychiatric services. In cases where severe mental health issues are displayed on arrival, the programme refers returnees to the psychiatric hospital in Addis Ababa. The programme has also provided training to implementing partners to identify and report mental health issues in cases where returnees develop symptoms after they have returned to their community of origin. In severe cases, returnees are referred to local mental health services or are supported to travel to Addis Ababa to access the psychiatric hospital.
<p>Community projects</p> 	<ul style="list-style-type: none"> The programme has supported 21 community projects across the country. As of March 2020, most were either ongoing or under preparation, and two completed.¹¹ Community projects are implemented in collaboration with a variety of stakeholders, including implementing partners (NGOs and INGOs), local and national government departments and offices, as well as national universities. Examples of projects include: <ol style="list-style-type: none"> Environmental rehabilitation <ul style="list-style-type: none"> Haburu, Amhara region (completed): reduce land degradation in selected watershed areas Hadiya, SNNPR (ongoing): animal fodder and seed production Support for vulnerable individuals, adults and children <ul style="list-style-type: none"> Addis Ababa (ongoing): support for elderly and mental ill migrant returnees and other vulnerable people Dire Dawa (in preparation): renovation of a street children rehabilitation centre and follow up monitoring of returned migrant children Farming <ul style="list-style-type: none"> Jimma, Oromia (in preparation): fish farming project at Gibe dam Jimma, Oromia (in preparation): integrated chicken and fish farm project Irrigation

¹¹ Source: Interim Report 3 shared with Itad in June 2020

	<ul style="list-style-type: none"> ▪ Jimma, Oromia (in preparation): Gumey Solar-Based Irrigation project
<p>Main challenges faced by the programme</p> 	<ul style="list-style-type: none"> ▪ The project did not have an inception phase, returnees started to arrive the day after the implementation contract was signed. ▪ Returnees are scattered across the country, which makes it difficult for IOM to manage the caseload and to conduct follow ups. Due to the geographical spread of returnees, high levels of logistics, travel and costs are involved to ensure returnees receive assistance and follow-ups. ▪ There are challenges with tracing returnees after they return to their communities of origins, due to wrong contact numbers provided by returnees at the transit centre, limited connectivity in the regions, and in some cases remigration.
<p>Drivers of migration</p> 	<ul style="list-style-type: none"> ▪ Majority of returnees migrate because of the difficult economic conditions in the country (unemployment, lack of job opportunities for young people in rural areas, obstacles to access education, scarce profitability of agriculture work). ▪ 'Successful' returnees coming back with capital or migrants sending remittances from abroad are often used as examples for leaving. ▪ Other reasons, although less common, are land degradation and political instability in the country
<p>Routes of migration</p> 	<ul style="list-style-type: none"> ▪ Southern route (Mozambique, South Africa, Tanzania, Malawi, Kenya). ▪ Eastern route (Djibouti, Somalia, Yemen, Saudi Arabia, other Middle Eastern countries). ▪ Northern route (Europe, Libya, Egypt, Sudan).
<p>Returnees' demographics</p> 	<ul style="list-style-type: none"> ▪ 85% of caseload male, 15% female. ▪ 588 Unaccompanied Migrant Children (UMC) returned under the programme.¹² ▪ 14% of caseload are minors (beneficiaries under 18 years of age, including UMC).¹³ ▪ Majority age group: 18–30 years old.
<p>Length of time spent abroad</p> 	<ul style="list-style-type: none"> ▪ Length of time spent abroad (on average) between 1 and 2 years.

¹² Source: MiMOSA. Note: Children separated from both parents or other caregivers are generally referred to as unaccompanied migrant children (UMC). (IOM, 2019c)





¹³ Source: IOM RO Nairobi

<p>External events affecting programme</p> 	<ul style="list-style-type: none"> ▪ Locust invasion and El Nino (northern Amhara regions). ▪ COVID-19 impeding contact with returnees and disrupting supply chains.
<p>Impact of COVID-19 and programme adaptation</p> 	<ul style="list-style-type: none"> ▪ The COVID-19 pandemic had a significant impact on the implementation of the programme in Ethiopia, due to strict lockdown measures that restricted internal movement in the country. All trainings, workshops and group counselling were suspended to avoid face to face interactions. The programme was not able to provide in-kind support due to these measures between March and August 2020. Operational guidelines were developed to provide cash advances to beneficiaries instead. The cash advance, which amounts to the equivalent of USD 130-135, is only provided to those returnees who are vulnerable and have not yet received in-kind support. Cash advances are unconditional and intended to be used for immediate needs. The cash is delivered via bank transfer, to minimise travel and face to face contacts, in a single transaction. The cash advances are subtracted from the total assistance, the remainder of which will be provided in-kind.¹⁴

¹⁴ Note: at the time of the interviews, the CO was waiting for approval from IOM HQ regarding the operational guidelines for cash assistance during the COVID-19 pandemic.

2.2.2 Somalia

In the table below, we have outlined the support provided to returnees by the EU-IOM Joint Initiative in Somalia and captured characteristics of the programme's caseload in the country. The table uses findings from the remote country consultations with the Somalia Country Office, conducted in May – June 2020, unless otherwise stated. See Annex L for the full list of stakeholders consulted.

<div>Somalia</div> 	
772	Migrants who received at least one type of assistance (until May 2020 included) ¹⁵
577	Migrants who completed reintegration assistance (until May 2020 included) ¹⁶
<div>Assistance on arrival</div> 	<ul style="list-style-type: none"> On arrival, the programme provides reception at airport in either Mogadishu or Hargeisa, pocket money (USD 100) as agreed with the government, free accommodation upon arrival up to 3 days, medical and PSS assistance as required, non-food items as required (e.g., clothes, baby formula for young mothers, etc.),¹⁷ and onward travel to the desired final destination.
<div>Economic support</div> 	<ul style="list-style-type: none"> The programme staff draws an Individual reintegration plan (IRP) with each returnee, which indicates the type of assistance to be provided to returnees on a need basis. The IRP may include in-kind support, amounting to up to USD 2,000,¹⁸ or enrolment in TVET. During the IRP, or shortly after it, returnees are eligible to take part in small business trainings ('Start and Improve Your Business' trainings), but enrolment is not mandatory to receive in-kind support. The programme also provides follow-up business trainings on financial literacy and business management through SOYDAVO, an Implementing Partner in Hargeisa. The vast majority of returnees opt for in-kind support to start a microbusiness. Almost half of the IRPs include in-kind support to start up grocery shops, while other popular livelihoods activities include livestock rearing and clothing/tailoring businesses.
<div>Social support</div> 	<ul style="list-style-type: none"> Based on needs or specific vulnerabilities, the programme provides healthcare support, in agreement with local hospitals and health centres; housing support; childcare support and education support for those under 14 years of age and for adult returnees who have decided to use their reintegration assistance to cover university fees.

¹⁵ Source: donor reporting

¹⁶ Source: donor reporting

¹⁷ Please note that currently IOM's provision of non-food items (NFIs) is not systematic, as only those returnees hosted at the transit centre receive NFIs before receiving onward transportation assistance. However, IOM plans to carry out the distribution of NFIs upon return more systematically.

¹⁸ Depending on the vulnerabilities of the returnee, the amount provided might be higher depending on the vulnerabilities assessed.


<p>Psychosocial support</p> 	<ul style="list-style-type: none"> ▪ Psychosocial support is provided upon arrival and throughout the reintegration process, if needed. Group counselling is provided during the socio-economic orientation conducted normally within one month after arrival. This is an opportunity for returnees to share their experiences and have in-depth information on the reintegration assistance process. ▪ One implementing partner provides telephone PSS counselling for returnees.
<p>Community projects</p> 	<ul style="list-style-type: none"> ▪ The programme supported 10 community projects, 4 completed and 6 ongoing, with more in the pipeline. Scoping and community level engagement for additional community projects were being finalised in May 2020. Examples of projects include: <ol style="list-style-type: none"> a. Livelihoods <ul style="list-style-type: none"> - Mogadishu (ongoing): Beekeeping b. Infrastructure or community service provision <ul style="list-style-type: none"> - Hargeisa and Bossaso (ongoing): WASH and COVID-19 Prevention - Mogadishu (ongoing): Waste disposal - Baidoa (completed): Bridge construction and rehabilitation - Kismayo (completed): Classroom and school premise construction and rehabilitation - Kismayo (completed): Construction of community hall completed - Hargeisa (ongoing): Psychosocial community-based reintegration - Burao (ongoing): Climate adaptive community-based reintegration - Bosasso (completed): Rehabilitation of Mayor's office building
<p>Main challenges faced by the programme</p> 	<ul style="list-style-type: none"> ▪ It was reported that some returnees' microbusinesses struggle to stay open.¹⁹ This is due to market/economic factors, as well as beneficiaries' lack of necessary skills to run the microbusiness, high competition in the area, fear of failure, pressure to meet basic needs or family responsibilities by sharing or selling in-kind assets, or need to sell assets to cover debt repayment. ▪ Difficulties with tracing returnees after they return to their communities of origins, and 'response fatigue' of the returnees that are traceable. ▪ Following indications of the Federal Government, Somali nationals returning from Libya are eligible to receive assistance from both IOM and UNHCR, based on the latter's mandate to provide support to prima facie refugees. The result is a combined 'hybrid' assistance where UNHCR provides a 'Reinstallation grant' of USD 200 per month for six months and IOM in-kind economic support (microbusiness) and/or other forms of assistance depending on specific vulnerabilities. In many cases, beneficiaries give precedence to UNHCR cash support and contact IOM only after

¹⁹ Based on 4 rounds of RA in 2019, out of 237 returnees who were assisted with in-kind support to open a microbusiness, 14% reported having 'closed' the business, 5% 'never started' and 11% 'operational but struggling'. Source: IOM CO Somalia

	the cash support is over. While not a challenge per se, this delays the provision of in-kind assistance to returnees from Libya.
Drivers of migration 	<ul style="list-style-type: none"> ▪ Difficult economic conditions in the country. ▪ Political instability (mainly for migrants in south central Somalia). ▪ Drought (minor factor).
Routes of migration 	<ul style="list-style-type: none"> ▪ Eastern route (Yemen, Saudi Arabia, other Middle Eastern countries). ▪ Northern route (Europe, Libya, Egypt, Sudan). ▪ Southern route (Mozambique, South Africa, Tanzania, Malawi, Kenya).
Returnees' demographics 	<ul style="list-style-type: none"> ▪ 90% of caseload male, 10% female. ▪ 24 Unaccompanied Migrant Children (UMC) returned under the programme.²⁰ ▪ 12% of caseload are minors (beneficiaries under 18 years of age, including UMC).²¹ ▪ Majority age group: 18-25 years old.
Length of time spent abroad 	<ul style="list-style-type: none"> ▪ Length of time spent abroad (average) 1–2 years.
External events affecting programme 	<ul style="list-style-type: none"> ▪ Conflict affecting returnees and impeding contact. ▪ COVID-19 impeding contact with returnees and disrupting supply chains. ▪ Recurrent climate shocks, including floods and drought.

²⁰ Source: MiMOSA




²¹ Source: IOM RO

<p>Impact of COVID-19 and programme adaptation</p> 	<ul style="list-style-type: none"> COVID-19 is having a severe impact on the implementation of the programme in Somalia. Face-to-face reintegration counselling was suspended and replaced by phone calls, with a sizable impact on the quality of counselling. In addition, group meetings between case workers and returnees no longer take place due to restrictions on face to face meetings. IRPs currently in the pipeline are likely to be delayed. In-kind support has been suspended because of travel restrictions and challenges with procurement. Due to the circumstances, the full RA based on the IRP is now provided in cash..²²
---	---

²² Note: at the time of the interviews, the CO was waiting for approval from IOM HQ regarding the operational guidelines for cash assistance during the COVID-19 pandemic.




2.2.3 Sudan




In the table below, we have outlined the support provided to returnees by the EU-IOM Joint Initiative in Sudan and captured characteristics of the programme's caseload in the country. The table uses findings from the remote country consultations with the Sudan Country Office, conducted in May – June 2020, unless otherwise stated. See Annex L for the full list of stakeholders consulted.

<div>Sudan</div> 	
<div>2,688</div> <div>Migrants who received at least one type of assistance (until May 2020 included)²³</div>	
<div>1,138</div> <div>Migrants who completed reintegration assistance (until May 2020 included)²⁴</div>	
<div>Assistance on arrival</div> 	<ul style="list-style-type: none"> ▪ The programme provides reception at the airport where returnees are met by IOM and SSWA (Secretariat of Sudanese Working Abroad) staff members. Returnees receive pocket money (USD 50) as agreed with the government, and are given an appointment card with details of vulnerability assessment. ▪ Reception is at the SSWA centre in Khartoum where returnees receive support with the vulnerability questionnaire, registration for national health insurance, psychological first aid, and temporary shelter, if required.
<div>Economic support</div> 	<ul style="list-style-type: none"> ▪ In Sudan, economic support provided through the programme has undergone several changes and different modalities of delivery. The below sets-out a timeframe of key changes in the delivery of economic support provided through the programme: <ol style="list-style-type: none"> 2017 to July 2018 – the traditional AVRR modality was used to process reintegration grants whereby returnees received their reintegration assistance via cheque to the vendor. July – December 2018 – the programme moved to IOM office procuring the items in bulk, but this encountered many delays. December 2018–April 2019 – Sudanese revolution. During this time the programme was only providing airport reception and registration for the business start-up (developing business plans). Many contextual challenges (inflation, lack of cash, supply chain disruptions, clashes with protesters and police) meant that IOM procurement was severely hindered and all processing was put on hold. September 2019 - ongoing – Mobile Money Modality (MoMo in kind) – a service provided by a private telecom service





²³ EU-IOM (2020).

²⁴ Source: donor reporting

	<p>provider (MTN)) was introduced. After developing a business plan, the returnee is required to obtain three quotations for the items they will use in their microbusiness. IOM then coordinates with MTN to disburse the grant to the vendor who distributes the selected items to the returnee.</p> <p>V. March 2020 – ongoing: MoMo reintegration grants (provided in cash) are also provided to returnees considered most vulnerable and unable to start their own microbusiness. This includes those with disabilities, female-headed households (FHH), unaccompanied migrant children, and those with severe medical and/or psychological conditions. The reintegration grants are processed within 6 to 8 weeks). Returnees are expected to invest the funds for longer-term needs and are asked to sign a consent form that acknowledges the cash grant will be used for economic reintegration.</p>
<p>Social support</p> 	<ul style="list-style-type: none"> ▪ The programme provides national health insurance. This is delivered through the National Health Insurance fund (government office) and covers returnees and their dependents for a period of 12 months. The programme also provides housing support for vulnerable returnees, childcare support, and education grants for unaccompanied minors and returnees who would like to obtain further education.
<p>Psychosocial support</p> 	<ul style="list-style-type: none"> ▪ The programme provides psychological ‘first aid’ as group therapy upon the returnee’s arrival. This is delivered through IOM/SSWA PSS staff members and consists of psychological education and a mental health screening. Returnees requiring further PSS support are offered individual counselling sessions (up to 10 sessions) which are held in the private counselling room of the IOM office in Khartoum. In cases where returnees show severe mental health issues requiring advanced psychological support, the programme refers them to a select number of private providers or the government psychiatric clinic.
<p>Community projects</p> 	<ul style="list-style-type: none"> ▪ The programme has supported 6 community projects. Most are ongoing or have recently been completed, with 2 other projects in the pipeline. Projects include: <ul style="list-style-type: none"> a. Rehabilitation of water facilities, schools and youth centres: <ul style="list-style-type: none"> - Emmar Group for Construction in coordination with the government – executing rehabilitation of 4 classrooms, construction of 4 additional classrooms, 2 offices and 2 latrines in the Azerni locality of Central Darfur State (March – May 2020). - Tighrga Engineering for Building Co. Ltd – executing rehabilitation of El Naseem Youth Centre in Genina, West Darfur. The work has been completed (contract May – Aug 2020). b. Fruit tree cultivation and agricultural projects:

	<ul style="list-style-type: none"> - Darfur Development Reconstruction Agency project in West Darfur, (Feb – June 20). <p>c. Vocational training:</p> <ul style="list-style-type: none"> - Geeniena Technical School vocational training in West Darfur (Feb-June 20).
<p>Main challenges faced by the programme</p> 	<ul style="list-style-type: none"> ▪ 20–25% of returnees have been unreachable at some point during the programme. Returnees are very mobile and some move to mining areas to seek other income generating activities. Mining areas do not have network coverage so the returnees are not contactable via telephone. If or when the returnees decide to access the programme once again, the returnees have to start the business planning process again. ▪ Returnees hold very high and unrealistic expectations of the programme when they arrive which can at times be challenging to manage. ▪ There have historically been many delays with delivering reintegration assistance to returnees due to internal IOM challenges (i.e. understaffing, long procurement processes), changes of money transfer modality and challenging contextual factors (Sudanese Revolution, lack of hard currency). ▪ High inflation rates in Sudan affects the value of support the returnees receive.²⁵ IOM must use the official currency exchange rate when providing economic support, however the value of support could be double if the black-market rates were used. Some returnees feel frustrated by this as they do not feel they are receiving the full value of support, adversely affecting their relationship with IOM. ▪ Returnees do not always have a clear understanding of psychological issues and there is stigma associated with mental health, which presents challenges for the delivery of PSS support.
<p>Drivers of migration</p> 	<ul style="list-style-type: none"> ▪ The majority of returnees migrate because of the difficult economic conditions in the country (high inflation, unemployment, weak local currency).
<p>Routes of migration</p> 	<ul style="list-style-type: none"> ▪ Northern route (Europe, Libya, Egypt). ▪ Western route (Niger, Chad).

²⁵ In September 2020, the Government of Sudan declared a State of Emergency due to hyper-inflation

<p>Returnees' demographics</p> 	<ul style="list-style-type: none"> ▪ 90% of caseload male, 10% female. ▪ 7 Unaccompanied Migrant Children (UMC) returned under the programme.²⁶ ▪ 7% of caseload are minors (beneficiaries under 18 years of age, including UMC).²⁷ ▪ Majority age group: 25 - 31 years old.
<p>Length of time spent abroad</p> 	<ul style="list-style-type: none"> ▪ Length of time spent abroad (on average): 1-2 years.
<p>External events affecting programme</p> 	<ul style="list-style-type: none"> ▪ Political instability, in part due to the Sudanese revolution. ▪ Economic instability and rising inflation. ▪ COVID-19 impeding new arrivals, contact with returnees, and disrupting supply chains.
<p>Impact of COVID-19 and programme adaptation</p> 	<ul style="list-style-type: none"> ▪ Delivery of MoMo in-kind economic support has been greatly affected by the COVID-19 pandemic. Physical distancing restrictions in Khartoum have restricted access to markets and procurement of items has not been possible. The programme has shifted to phone-based IRP development and increased the use of MoMo cash, especially in Khartoum. Trainings are still provided but with a limit to the number of participants and with social distancing measures. ▪ The programme has continued to deliver PSS support through telephone-based psychosocial counselling sessions. The most vulnerable are contacted on a daily basis. ▪ The programme has been conducting monitoring calls to check-in on returnees, follow-up on programme support i.e. use of the national health insurance, and sharing updates and information regarding the evolving COVID-19 situation with returnees.

²⁶ Source: MiMOSA

²⁷ Source: IOM RO

3 Measuring sustainable reintegration

Summary

IOM's definition of sustainable reintegration states that reintegration can be *considered sustainable when returnees have reached levels of economic self-sufficiency, social stability within their communities, and psychosocial well-being that allow them to cope with (re)migration drivers. Having achieved sustainable reintegration, returnees are able to make further migration decisions a matter of choice, rather than necessity* (IOM, 2016b).

IOM acknowledges that there is no universally agreed definition of sustainable reintegration. Accurately defining and measuring such concepts is extremely challenging and no single measure or definition will exhaustively define it. Academic literature has also highlighted key factors at play in reintegration processes which are important for IMPACT.

Based on the literature review and on a systematic review of reintegration frameworks, we have identified four key thematic areas that capture important elements of the reintegration process that, if added to the existing IOM framework, would strengthen IOM's measurement of reintegration: the migration cycle, including reasons for returning and remigration; skills acquired during migration, including education; child-specific needs; and family reunification.

IMPACT identified a number of RSS questions where the language could be simplified or areas where additional information is required. The team provided recommendations based on these observations.

IMPACT also examined the protocols and processes used for data collection and management and provided recommendations.

3.1 Conceptualising reintegration

IOM's definition of sustainable reintegration builds on Koser and Kuschminder's research, which defined sustainable reintegration as when 'the individual has reintegrated into the economic, social and cultural processes of the country of origin and feels that they are in an environment of safety and security upon return' (Koser and Kuschminder, 2015). According to this definition, reintegration has three dimensions:

1. *Economic reintegration* whereby an individual is able to sustain a livelihood and is not in a situation of economic vulnerability;
2. *Social and cultural reintegration* whereby the returnee is actively incorporated into the receiving society, for example, at the local community level; and
3. *Political-security reintegration* whereby the returnee feels they have access to safety and justice upon return.

However, IOM recognises that reintegration occurs not only within different dimensions but also at different levels which need to be addressed in parallel. Taking this into account, IOM revised Koser and Kuschminder's definition to address the multiple levels of intervention, recognised as equally important. These levels are:

1. *Individual* support to address the specific needs of returning migrants and households;

2. *Community*-based assistance to foster a participatory approach in the reintegration process, where families and communities are involved and their specific needs and concerns addressed; and
3. *Structural* interventions to improve the provision of essential services for returnees and non-migrant populations alike and to promote good governance of migration (IOM, 2016b).

Building on this conceptualisation of sustainable reintegration, IOM detailed its definition of sustainable reintegration:

Reintegration can be considered sustainable when returnees have reached levels of economic self-sufficiency, social stability within their communities, and psychosocial well-being that allow them to cope with (re)migration drivers. Having achieved sustainable reintegration, returnees are able to make further migration decisions a matter of choice, rather than necessity (IOM, 2016b).

This definition asserts that the concept of sustainable reintegration requires a holistic, integrated approach that addresses the needs of individual returnees as well as those of the communities to which they return to in a mutually beneficial way, as well as considering the structural factors at play. One of the broader objectives of the integrated approach is to support governments to achieve the 2030 Agenda for Sustainable Development, contributing specifically to the SDG 10 – reduce inequality within and among countries, and SDG 17 – strengthen the means of implementation and revitalise the global partnership for sustainable development (IOM, 2016b). It also builds upon the New York Declaration for Refugees and Migrants, which highlights the need for a comprehensive framework in the pursuit of durable solutions (United Nations General Assembly, 2016).

At an *individual level*, IOM considers the impact of personal characteristics (age, gender, family situation, etc) and individual pre-existing vulnerabilities (including physical and mental health issues) as factors in the process of reintegration. The *community level* is also key to understanding sustainable reintegration, as strong networks and financial resources enable the processes of reintegration. Lastly, IOM highlights the crucial role of the *structural level* for achieving sustainable reintegration, which includes factors such as cooperation between various government departments at the local and national level, returnee-oriented policies and legal instruments, the role of the private sector and diaspora, and access to employment and basic services.

In defining sustainable reintegration, IOM makes an important point related to remigration, recognising mobility as a necessary coping strategy. IOM's concept of sustainable reintegration highlights that there is no direct correlation between successful reintegration and further migration after return. The choice to remigrate does not imply the reintegration was unsuccessful, but, that 'on the other hand, returnees are unlikely to reintegrate if they find themselves in situations whereby moving again or relying on a family member abroad is considered necessary for their physical or socioeconomic survival' (IOM, 2016b).

Table 1: IOM's definitions (IOM, 2019c)

Term	Definition
<i>Return migration</i>	<p>In the context of international migration, the movement of persons returning to their country of origin after having moved away from their place of habitual residence and crossed an international border.</p> <p>In the context of internal migration, the movement of persons returning to their place of habitual residence after having moved away from it.</p>
<i>Returnee</i>	Generally understood as a person who returns to their place of origin, irrespective of the length of the absence or the modality of return. A returnee is a migrant unable or unwilling to remain in a host or transit country who returns to their country of origin.
<i>Reintegration</i>	A process which enables individuals to re-establish the economic, social and psychosocial relationships needed to maintain life, livelihood and dignity and inclusion in civic life.
<i>Sustainable reintegration</i>	In the context of international return migration, reintegration can be considered sustainable when returnees have reached levels of economic self-sufficiency, social stability within their communities, and psychosocial well-being that allow them to cope with possible (re)migration drivers.
<i>Individual reintegration assistance</i>	Support delivered directly to individual returnees and their families, typically in the form of tailored assistance such as financial allocations (cash or in-kind assistance), vocational training or apprenticeships, and housing, food and nutrition.
<i>Collective reintegration assistance</i>	Assistance provided to several returnees depending on the local context and market system. For example, collective income generating activities can range from small agricultural cooperative farms and artisan groups to agro-processing cooperatives, youth employability programmes and networks of small mobile shops.
<i>Community-based reintegration assistance</i>	<p>Assistance implemented using a participatory approach involving returnees and their communities of return to address wider needs and concerns.</p> <p>There are three main possible approaches to community-based reintegration projects:</p> <ol style="list-style-type: none"> 1. Collective returnee projects; 2. New community-based projects; 3. Existing projects that integrate returnees.

3.1.1 Other definitions of reintegration

IOM acknowledges that there is no universally agreed definition of sustainable reintegration and tensions exist between different actors on what return and reintegration programming should entail (IOM, 2016b). The concept of sustainable reintegration, similarly to 'resilience', is

complex and multifaceted. Whilst understood generally at a superficial level, accurately defining and measuring such concepts is extremely challenging and no single measure or definition will exhaustively define it.

The multiplicity of definitions has implications for the measurement of sustainable reintegration, as there cannot be a fixed and universally applied measure of reintegration, given the diversity of angles contained in these definitions. This crux gives rise to a significant construct validity issue for the measurement of reintegration (Sinatti, 2015). We have examined various definitions of sustainable reintegration to better understand the differences and similarities.

For example, although the focus is on refugees and IDPs rather than returning migrants, an interesting definition is proposed by the UNHCR, which defines reintegration as ‘the ability of returning refugees to secure the political, economic, [legal] and social conditions needed to maintain life, livelihood and dignity’ (UNHCR, 2004: p.4). Importantly, the definition focuses on the absence of differences between returnees and the local population, in other words it is ‘a process that should result in the disappearance of differences in local rights and duties between returnees and their compatriots, and the equal access of returnees to services, productive assets and opportunities’ (UNHCR, 2004: p.4). Our proposed design will measure success of reintegration of the returnee cohort through calibrating their characteristics against matched, locally relevant non-migrant residents (see Section 5.1).

IOM’s definition of sustainable reintegration goes beyond considering sustainable reintegration as decoupled from re-emigration, acknowledging that continued mobility, provided it is safe and a matter of choice, rather than necessity, can be considered an outcome of return. A common indicator of success in voluntary return and reintegration programmes is the extent to which returnees do not remigrate irregularly, and even the extent to which their return dissuades others from migrating. The European Migration Network’s 2016 Guidelines for Monitoring and Evaluation of AVR(R) Programmes defines ‘sustainable return’ as a

return which deters new irregular migration of the returnee and – where possible – of other third-country nationals in the Country of Return by consolidating the position of returnees in their home countries and – where possible – enabling the returnee to consolidate the position of other people in his/her community or country of return. (European Migration Network, 2016, p.9)

Yet, people may decide to remigrate, even if their circumstances are better than when they originally migrated, if they have less status in their community or are stigmatised and ostracised. Furthermore, mobility has come to be recognised as an important part of sustainable reintegration (Collyer, 2018). In Section 3.1.2, we explore how questions on migration cycles, which in some cases include remigration through legal ways, are essential to capture the extent of sustainable reintegration.

3.1.2 Sustainable reintegration – key aspects from the literature

The broader academic literature has highlighted other key factors at play in reintegration processes which are important for IMPACT. It has been argued that the extent of sustainability of reintegration processes is highly dependent on the stage of the migration cycle and on the migrant’s reasons for returning. Cassarino (2014) and Battistella (2018) looked at different migration cycles and defined a ‘complete migration cycle’ as one where the migrant has achieved their migration objective and has positive motivations for returning, such as willingness to start a business, completed education in the country of migration, or

improvements in the situation of the country of origin. The studies suggest that migrants who return after a complete cycle often have access to opportunities and resources allowing them to prepare for return. These migrants are more likely to sustainably reintegrate, compared to those whose migration cycle was ‘incomplete’ or ‘interrupted’ and their migration objectives not achieved, as the challenges of reintegration are intensified when a migrant does not return voluntarily (*ibid.*). This is because issues prior to migration would not have gone away, but instead are further complicated by other factors, such as debt and social stigma connected to the failed attempt at migration (Collyer, 2018; Koser and Kuschminder, 2015; Schuster and Nassim, 2013). For this reason, social networks are an essential element of sustainable reintegration as they promote connection and acceptance in the local community and can alleviate some of the challenges of return (Cassarino, 2004).

Furthermore, the literature points out that return migrants reintegrate more easily in their community, improving services, generating employment and supporting investment in the places to which they return, if they return with substantial capital, if they were able to plan for their return and if they have accumulated skills that they can apply after their return (Collyer, 2018). Black and Castaldo (2009) highlight that relevant work experience gathered during migration was a key determinant for returnee entrepreneurial activities. Other studies suggest that returnees might not have the necessary skills to start a business or own enough capital to run a commercial activity (McKenzie and Yang, 2015). This presents a problematic point for AVRR programmes that rely heavily on the entrepreneurial model for reintegration, as there is a risk of failure as individuals need the relevant experience, training and/or support to succeed in entrepreneurial activities (Åkesson, 2011; IASC, 2010).

We will return to these important considerations in Section 3.2.3 where we discuss the review of the RSS.

3.2 Measurement frameworks

To conduct a robust assessment of IOM’s framework, we have undertaken a detailed review of other frameworks that measure reintegration outcomes. In Table 2, we have reported some of the main aspects of these frameworks as relevant to this assessment. We have also compiled a table (see Annex C) comparing the wider frameworks we have examined during the review process.

Table 2: Measurement frameworks for reintegration

Framework	Developed by	Main features
<i>IOM Reintegration Sustainability Index (RSI)</i>	IOM/Samuel Hall	<ul style="list-style-type: none"> Measures reintegration based on IOM’s revised definition
		<ul style="list-style-type: none"> Quantitative measures for individual scores
		<ul style="list-style-type: none"> Three dimensions of individual indicators: economic, social and psychosocial
		<ul style="list-style-type: none"> Includes a set of 25 community indicators to provide for community profiles that can support reintegration programming in the field of AVRR. These indicators do not form part of the RSS.
		<ul style="list-style-type: none"> Only focus on the time when the returnee arrives to their country of origin

<i>Koser and Kuschminder</i>	Koser and Kuschminder	▪	Determines the extent of reintegration based on economic, sociocultural and safety/security
		▪	Factual and perceptions indicators
		▪	Includes experiences prior, during and after migration, including factors influencing the reasons for return
<i>Durable Solutions Framework</i>	Interagency Standing Committee (IASC)	▪	Determines the extent to which a durable solution for forcibly displaced people has been achieved
	ReDSS	▪	Includes eight components, e.g., safety/security, standard of living, job opportunities, etc.
		▪	Based on the IASC Framework for internally displaced persons (IDPs)
		▪	Mostly objective outcome indicators, but perceptions of safety/security, social cohesion, and participation in public affairs
<i>Multidimensional Integration (MDI) Index</i>	UNHCR/Samuel Hall	▪	Based on the IASC Framework for IDPs
		▪	Determines the extent of reintegration of returnees in the context of the community of return
		▪	Three components: comparison with local populations, range of integration experiences, assessment of self-perceptions of integration
<i>Self-reliance Index (SRI)</i>	Refugee Self-Reliance Initiative	▪	A measurement of self-reliance of refugee households over time
		▪	Applicable to migrants
<i>Durable solutions for children</i>	Save the Children	▪	Child-specific indicators including a new mental health and psychosocial safety dimension

3.2.1 IOM RSI framework for measuring reintegration

Samuel Hall was commissioned by IOM in 2017 to operationalise a new comprehensive approach to measure reintegration and to develop a quantitative measure of reintegration alongside qualitative tools (Samuel Hall / IOM, 2017).

To develop their approach, Samuel Hall conducted research between February and August 2017, with 290 AVRR beneficiaries and 212 community leaders in the quantitative survey, 20

case studies and 16 focus groups with returnees, their families, friends and peers, and 96 key informant interviews in Afghanistan, Ethiopia, Iraq, Senegal and Somalia. The research team then tested and finalised a core set of indicators for measuring sustainable reintegration at an individual and community level.

Following the field research, the study designed 15 individual indicators (see Annex B), grouped into three dimensions: economic, social and psychosocial. The list included indicators such as ‘reliability and adequacy of employment or income-generating activity’ (economic dimension), ‘access to effective remedies and justice’ (social dimension), and ‘signs of distress’ (psychosocial dimension). Objective and subjective indicators were included in the list.

Unlike Koser and Kuschminder, these indicators only focus on the time when the returnee arrives at their country of origin and do not explore experiences before migration, decision-making factors in migration or experiences in the country of destination.

Adding to Koser and Kuschminder’s approach – and on the back of their recommendations – Samuel Hall proposed a set of twenty-five community indicators to provide context to the individual indicators, as the community is an important dimension for reintegration, as highlighted in IOM’s definition. Community indicators provide key insights for reintegration programming in the field of AVRR and can be used to establish baseline information to contextualise findings and inform particular interventions in particular contexts (Samuel Hall / IOM, 2017).

3.2.2 Other reintegration frameworks

Koser and Kuschminder

Koser and Kuschminder (2015) developed an index to determine the extent of reintegration, combining the three dimensions highlighted in their definition of reintegration: economic, sociocultural and safety/security. The project followed a four-step methodology: (1) document review on return and reintegration; (2) Analysis of IOM and selected destination country returns data; (3) Interviews with potential returnees and key stakeholders; (4) Interviews with returnees and key stakeholders during 8 field visits, including to: Afghanistan, Ethiopia and Sudan. Their approach recognised the importance of self-perception, hence included both factual (objective) and perceptions (subjective) indicators. The study went on to use the index to analyse four overlapping categories that influence sustainable reintegration:

- Individual factors;
- The migration cycle, including experiences prior to migration and in the destination country;
- Structural factors during return, including the community of return and attitudes from locals; and
- The role of AVRR programming.

Importantly, this framework considers the individual experience of the migration cycle as well as experiences prior to and during migration as key factors in the sustainability of return. This not only includes factors related to employment before and during migration, but also encompasses social and political security, personal security and reasons for migrating in the first place. The study also includes factors influencing the reasons for return as an important element for measuring the sustainability of reintegration, recognising that these decisions might be multidimensional.

Durable solutions framework

A number of programmes have attempted to develop interagency standardised tools to measure return and reintegration outcomes. These have generally been focused on people who have been forcibly displaced and aim to determine the extent to which a durable solution has been achieved. While frameworks differ in the framing and weight given to indicators, several have taken their starting point from the IASC (2010) Framework on Durable Solutions for IDPs:

1. Protection, safety and security, social cohesion.
2. Enjoyment of an adequate standard of living.
3. Access to job creation/economic opportunities.
4. Effective and accessible mechanisms to restore housing, land and property.
5. Access to personal and other documentation without discrimination.
6. Family reunification.
7. Participation in public affairs without discrimination.
8. Access to effective remedies and justice.

The IASC Framework has then been adapted in the development of different frameworks and metrics. For example, the RSI used by AVRR programmes within IOM, uses expert-selected drivers of reintegration with fixed weights. The expert weights were informed by a combination of principal components analysis, reviewed, and modified by expert consensus. The Local Reintegration Index (LORI) uses a single measured reintegration proxy variable which incorporates returnee's own perception of their level of reintegration as an outcome (IOM, 2020).

The Regional Durable Solutions Secretariat (ReDSS), a consortium of 14 major NGOs working with displaced populations, operationalised the IASC Framework, through consultations with stakeholders, to measure progress in achieving 'durable solutions' for IDPs in the Horn of Africa (see Annex C). While the situation of IDPs differs from that of returning international migrants, arguably all durable solutions require sustainable reintegration – either in the place of origin, or in areas of refuge or in another part of the country.

Most of the 28 outcome indicators developed by ReDSS are objective, but people's perceptions are measured with respect to:

- Safety and security (their level of confidence in police and justice mechanisms; how safe they feel in their place of residence).
- Social cohesion (perceptions on whether they feel stigmatised/discriminated against or accepted by the non-migrant community members).
- Participation in public affairs (perceptions on whether decision making is inclusive and responsive).

Multidimensional integration (MDI) index for Afghanistan

UNHCR and Samuel Hall aimed to standardise reintegration objectives for programmes supporting refugee and IDP returnees in Afghanistan by providing a standardised framework for measuring reintegration, the MDI Index (Samuel Hall, 2016). They used an inter-agency approach to address the lack of coordination of reintegration activities, and formed a technical working group (TWG) to consult with regularly during the development of the MDI Index.

Like the ReDSS Framework, the MDI is largely based on the IASC Framework for IDPs and, like the RSS, draws on Koser and Kuschminder's 2015 research. Unlike the RSI, however, the MDI measures differences between communities and returnees. Based on the UNHCR's definition

of reintegration, the MDI Index was designed to evaluate the extent of reintegration of returnees in the context of the community of return. The framework to assess integration²⁸ is divided in three main components:

1. An assessment in relative terms and in comparison, with local populations, to establish if returnees and local populations are distinguishable, or if their situation is at par.
2. An assessment of the range of integration experiences, looking at the range of displacement experiences.
3. An assessment of self-perceptions of integration, focusing on the information about and the expectations held before and after return (Samuel Hall, 2019), to assess how the individual and household perceive themselves in the longer-term.

These different dimensions are assessed with a household questionnaire measuring 70 indicators in three dimensions: economic, social inclusion, and safety and security. Researchers mapped existing indicators currently used by partners and gathered the indicators most relevant to the assessment of integration, based on a common definition agreed upon by partners in the TWG. After a set of questions establishing a migration profile, the core set of questions includes 23 objective indicators and 16 perception indicators. Within this core MDI question set, the index covers income sources, access to formal healthcare, whether anybody in the household reads and writes, or whether members of the household have acquired income-enhancing skills in the past 12 months. Two different sampling strategies were tested: one where returnees and host communities lived mostly separately and a second and third sampling in which returnees and host communities lived in the same areas. They found that identical setting sampling muted the differences between host and returnee populations (Samuel Hall, 2018).

Self-reliance index (SRI)

The SRI is a survey tool for measuring self-reliance of refugee households over time, primarily intended as a tool to be used with urban and non-camp-based refugee populations. It was developed through a three-year multi-stakeholder process involving over 25 contributing partners, including NGOs, UNHCR, research entities, foundations, and government agencies. Self-reliance is described here as ‘the social and economic ability of an individual, a household or a community to meet its essential needs in a sustainable manner’ (Refugee Self-Reliance Initiative, 2019). The index includes questions on: the ability to cover rent, regardless of where the money comes from; safety to pursue social economic and educational opportunities; engagement in income-generating activities; type of financial resources available (e.g., aid assistance, loans, selling assets, savings, remittances or family contributions, work); reliance on assistance (e.g., food, housing, healthcare, education, other); debt; savings; and social capital (including financial and relational).

The authors point out that although the SRI has been designed for refugee populations, it can equally be applicable to migrants. In this sense, self-reliance can be seen in parallel with the concept of sustainable reintegration, hence the inclusion of this index in the review.

Durable solutions for children

Barratt, Guillaume and Kaplan (2019) highlight that existing guidelines and frameworks do not contain indicators specifically tailored to measure the needs of children. Building on existing return and reintegration frameworks such as ReDSS, Save the Children developed its Migration and Displacement Initiative to address this gap. Under this framework, Save the Children

²⁸ The MDI Index for Afghanistan (Samuel Hall, 2016) uses the term ‘integration’ as it mostly concerns refugees. We have left the term here to reflect the report’s terminology.

cultivated a new set of child-specific indicators including a new mental health and psychosocial safety dimension, focusing on children's rights to play and socialise, their agency, their mental health and the availability of professional support (Save the Children, 2019). Applying this framework, Save the Children and Samuel Hall conducted research in 2018–2019 to ascertain the situation faced by children returned to four contexts: Syria, Iraq, Somalia and Afghanistan.

3.2.3 Recommendations for a review of IOM's framework

Although we recognise there are significant differences in terms of target groups (namely migrants, refugees and IDPs), we have identified a number of differences between the IOM RSI framework and the other frameworks reviewed. Recognising that not all the approaches, frameworks and relative indicators reviewed in Section 3.2.2. have been designed specifically for migrant returnees, they still provide a useful insight into the critical aspects of reintegration more broadly.

Based on the literature review and the systematic review of frameworks, we have identified four key thematic areas that capture important elements of the reintegration process that, if added to the existing framework, would strengthen IOM's measurement of reintegration. Our recommendations relate to:

1. The migration cycle, including reasons for returning and remigration;
2. Skills acquired during migration, including education;
3. Child-specific needs; and
4. Family reunification.

The following sections detail our recommendations, including suggested questions for inclusion in the RSS. It should be noted that these questions will require discussion with IOM Regional and Country Offices and thorough pilot testing before inclusion, hence wording will be subject to revision.

Thematic recommendation 1: Include questions related to the migration cycle to capture the reasons for migrating, returning and the possibility of remigration.

The IOM RSI framework focuses on the time a returnee arrives in the country of origin, however we know from the literature that factors prior to return can have an impact on reintegration success. The literature also highlighted that the reasons for migrating and returning can have a substantial impact on the sustainability of reintegration. Other frameworks such as Koser and Kuschminder's include the whole migration cycle in their indicators. While the IOM RSI framework does not cover these elements, Koser and Kuschminder's indicators include decision making in migration and conditions of return, including: reason for migration; cost of migration; goals of migration; return to pre-migration community; return alone or with family; and ability to bring back assets and belongings.

The inclusion of the whole migration cycle indicators enables returns and reintegration to be viewed as a process and not as a standalone event. Our recommendation builds on these identified aspects and suggests to include the migration cycle in the framework for measuring reintegration, with focus on 'reasons for migrating', 'reasons for returning', and 'possibility of remigration'.

a. Reasons for migrating

A much richer understanding of the prospects for sustainable reintegration would be possible if more was known about returnees' reasons for migrating, the cost of migration (including debt accrued) and initial aspirations for migration. We know from the literature and from our

consultations that debt, as well as possible feelings of failure in regards to migration, have a direct impact on reintegration, and, although the RSS captures these aspects in various questions, insights into the reasons for migrating would help to understand the whole experience.

We recommend that questions are added to the RSS about returnee's reasons for migrating to capture insights about the entire migration experience: ²⁹

- What were your aspirations for migrating? What made you feel that way?
- Did you migrate alone or with others?
- How does your situation now compare to when you first migrated? What are key things that are different in your current situation compared to your situation when you first migrated? What are key similarities in your current situation to your situation when you first migrated?

b. Reasons for returning

The general conceptualisation of return draws on a model of voluntary return which sees the individual's return decision as being influenced by *structural* conditions in the countries of origin and destination, *individual* conditions (attributes such as age and gender) and *social relations*, together with policy incentives and disincentives (Black, et al., 2004). However, we understand from our consultations that return is not always an individual decision, but in some cases, it has been compelled by the situation, as suggested in the following quotes from returnees interviewed in the inception phase:

*It is mainly because of illegal brokers. They take a lot of money from us and in return they let us be guided by other brokers with limited knowledge of the area after giving them little money. As a result, most of us ended-up in prison. Once we were imprisoned, we got deported to our country. This is what had happened to most of the returnees I know. Most of us returned to our country because our journey was interrupted and that we did not have any other option but to come back.*³⁰

*The main reason I came back to the country is that Libya was a very difficult place to live since January 2017. And the reason why I specifically returned from Libya is I was jailed 7 times in Libya. There are also captives that can hold people there for ransom. So instead of being in those jails its better I go to back to my country and that is why I returned to my country. So, if the youth returned because they got sick; they fell very sick, terribly sick, so they preferred to come back, so the youth returned because their dreams could not come true.*³¹

We have seen in the literature (Section 3.1.2) that the reasons for returning to the country of origin play an important role in the sustainability of reintegration, and as such it should be considered by IOM as an addition to the existing framework.

²⁹ Please note these are preliminary examples of questions that require further analysis and discussions with IOM teams

³⁰ Interview with returnee, Ethiopia (July 2020)

³¹ Interview with returnee, Somalia (July, 2020).

We recommend that a question is added to the RSS about the reasons for returning, as the process of reintegration is often connected to these reasons:³²

***1a. Why did you return?**

PROMPT, if needed.

- ☐ I missed my family, friends, relatives
- ☐ I fulfilled my goals and wanted to return
- ☐ I was ill and needed healthcare
- ☐ I could not reach my destination country
- ☐ I ran out of money during the journey
- ☐ It was impossible to proceed
- ☐ I was detained
- ☐ I do not wish to answer
- ☐ Other

c. Possibility of remigration

IOM sees remigration through safe and legal ways as an indication of sustainable reintegration (IOM, 2016b). The Reintegration Assistance (RA) Survey asks about steps that returnees may take to migrate again, but the survey does not explicitly ask *how* they intend to migrate. We know from the consultations that often human traffickers operate in the areas where returnees live, and, despite efforts of local authorities, they still represent a significant risk. In the words of a programme's reintegration assistant in Ethiopia:

*There are cases of remigration reported by partners. There's a lot of smugglers and traffickers too. We work with the police; I went to Amhara region and spoke to the police and asked them why they can't control smugglers. Their networks are very complicated, some of them might be calling from Djibouti or Kenya, and the person working for them in Ethiopia are sometimes minors who are instructed to recruit minors. The government introduced very harsh sentences for traffickers, but it's hard to catch them.*³³

As the regular/irregular onward movement is central to IOM's definition of sustainable reintegration, it seems essential to include an additional question in the RSS asking returnees how they intend to leave the country and if they have access to information related to regular migration routes. The intention to migrate again irregularly might reveal a lack of information around the ways to migrate regularly and/or an absence of realistic alternatives for migration made available to the wider population.

³² The screenshots of proposed questions are taken from the draft Reintegration Sustainability Survey+, that can be shared on request.

Red text indicates new questions or clarifications within questions. Circles to the left of choices label indicates select one questions, whereas squares to the left of the choice label indicate select multiple questions

³³ Interview with reintegration assistant, Ethiopia (May 2020)

We recommend that two follow-up questions are added to the RSS about the extent to which the respondents are able/willing to access regular or irregular migration options, to understand if returnees can migrate safely:

***31a. On a scale from 1 to 5, if you want to migrate again, how likely are you to do so using regular migration options?**

Do NOT prompt.

5 indicates very likely use REGULAR migration options

- ☐ 5-Very likely
- ☐ 4-Somewhat likely
- ☐ 3-Do not know at this point
- ☐ 2-Somewhat unlikely
- ☐ 1-Very unlikely
- ☐ I do not wish to answer

***31b. On a scale from 1 to 5, if you want to migrate again, how likely are you to use irregular options?**

Do NOT prompt.

5 indicates very likely use IRREGULAR migration options

- ☐ 5-Very likely
- ☐ 4-Somewhat likely
- ☐ 3-Do not know at this point
- ☐ 2-Somewhat unlikely
- ☐ 1-Very unlikely
- ☐ I do not wish to answer

Thematic recommendation 2: Include indicators that relate to skills acquired during migration to capture the extent to which returnees are able to sustain small businesses or undertake vocational training.

We understand from the literature and from the consultations that one of the factors likely to be significant in reintegration processes is whether migrants are returning with additional skills, including vocational skills and education. However, these important aspects are missing from IOM's framework.

a. Skills acquired during migration

The review of frameworks highlights that the skills acquired during migration are an important aspect for reintegration. The MDI and Koser and Kuschminder's frameworks include indicators on skill development before and during migration. For instance, the MDI asks whether members of a household have acquired income-enhancing skills in the past 12 months and asks questions on employment and education experiences in the returnee's country of destination. Koser and Kuschminder look at languages learnt and perceived value of experiences abroad, among others. Academic literature too describes work experience during migration as a key determinant for returnees' entrepreneurial activities in the country of origin.

During consultations with the EU-IOM Joint Initiative COs, we understood that the majority of returnees have not had previous experience with running a small business. This lack of experience in entrepreneurial activities often leads returnees to abandon the businesses set up with the programme's support. However, there are also cases where returnees' small businesses thrive. The success often depends on whether the returnee acquired the relevant skills for running a specific business while abroad or even before migrating. As explained by two programme's reintegration assistants interviewed:

a returnee is working on bricks manufacturing [with the support of IOM]. We provided the returnee with only one machine and linked him with government stakeholders. He has now hired 5 other returnees to work with him, he now has 2 machineries. The reason for his success is that the returnee has previous experience in doing this business, before migrating, he was employed by a similar business and he learnt how to run this type of business. ... We [IOM] linked him with the government, which provided him with land and linked him to the construction private sector, so he can sell bricks.³⁴

one case returning from Libya in 2017, [he was] running a small factory producing sweets, just needed certain machines. [He] was doing the same project before he left Sudan, the reason he left was to have greater opportunities. After he returned, he came back to his old business and asked IOM to provide certain items, IOM provided the items and he has succeeded very well.³⁵

We acknowledge that some of the returnees supported by the EU-IOM Joint Initiative (HoA) do not reach the destination country, as some might become stranded, or even worse, detained in prisons. It is important to capture skills acquired, nevertheless, as skills might be taken up along the journey, for example, by engaging in informal employment. Other aspects of the migration experience are important, such as the 'perceived value' of the experience abroad, independently of whether the destination has been reached, as this question might reveal important insights.

We recommend that a question is added to the RSS about skills acquired during migration:

1b. Did you learn any skills during your migration?

- ☐ I didn't acquire further skills
- ☐ I learnt new livelihood related skills
- ☐ I progressed with my education
- ☐ I improved my foreign language skills
- ☐ Other skills
- ☐ I do not wish to answer

³⁴ Interview with reintegration assistant, Ethiopia (May 2020)

³⁵ Interview with reintegration assistant, Sudan (May 2020)

b. Education

While the RSS measures access to education for school-aged children, it does not consider adult education, which is different from other frameworks. For example, the MDI asks: ‘Can anybody in this household read and write?’; ‘What is the highest level of education of anyone in this household?’ We understand from consultations that returnees often do not request support from the programme to enrol in TVET or other forms of education because they have not attained the necessary level of education to qualify for enrolment, or because of the urgency of earning a living. TVET normally provides access to better qualified jobs, however it takes several months to be qualified and the programme does not systematically provide maintenance support during TVET enrolment. As detailed in the literature, adult education can be key to returnees’ reintegration process, as they might have more access to employment opportunities or can enrol in technical and vocational education and training programmes (TVET) and increase their chances of employment.

We recommend that a question is added to the RSS about the highest level of education obtained by the returnee and a question about the highest level of education obtained in the household:

1c. What is the highest level of education you have obtained?

- ☐ None
- ☐ Primary
- ☐ High School
- ☐ Vocational Training
- ☐ Undergraduate
- ☐ Post-Graduate
- ☐ Religious School

1d. What is the highest level of education obtained in your household?

- ☐ None
- ☐ Primary
- ☐ High School
- ☐ Vocational Training
- ☐ Undergraduate
- ☐ Post-Graduate
- ☐ Religious School

Thematic recommendation 3: Include indicators for child-specific needs.

Minors constitute 14% of the caseload in Ethiopia, 12% in Somalia and 7% in Sudan.³⁶ A study on child migrants from Ethiopia commissioned by the programme highlighted that the average age of child migrants in Ethiopia ranges between 13 to 17, but there are also cases of children as young as 8 travelling on their own (Zekele, 2020). It should also be noted that the EU-IOM Joint Initiative (HoA) caseload of minors are predominantly aged between 15 and 17 years, qualifying as minors by international standards but commonly considered to have reached the social age of maturity in the local context. Children in Ethiopia migrate for a variety of reasons,

³⁶ Source: donor report

including economic deprivation, devaluation of education and a strong culture of migration. The study found that returnee children tend to remigrate again, as a result of unaddressed vulnerabilities, social stigma and ostracisation from the communities of return (*ibid.*).

IOM's framework does not have specific indicators that address the needs of children. As Save the Children highlighted in their framework (see Section 3.2.2.5), the absence of child-specific indicators results in little information collected about returnee children or their specific needs after return. Additionally, without child-specific indicators, basic protection standards are not measured.

Return and reintegration from the perspectives of child-dependents, and children in general, remains an area of study that requires additional investigation. Adding child-specific indicators in IOM's framework would address the gap in measuring children's reintegration, as well as providing useful insights for future programming.

We recognise that adding child-specific indicators would require further clarifications on cultural and legal distinctions in each country, as the definition of child and minor varies greatly. Therefore, this is a preliminary recommendation which needs further analysis and discussion with RO and COs, as well as coordination with a new IOM project in collaboration with Save the Children which will develop institutional, child-specific AVRR M&E tools, with Ethiopia being a pilot country.

Areas for child-specific needs that could be added in IOM's frameworks are around children's right to education, their agency, and access to emotional support. Questions that could capture these areas could be, for example:

- Have you attended school in the last three months?
 - How many years of school have you missed as a result of migration?
 - Did you speak to your family about the migration journey before you left?
- If you have a problem, who do you normally speak to?

Thematic recommendation 4: Include family reunification themes.

By comparing the RSS to the ReDSS and other surveys based on the IASC Framework, we identified some gaps in the RSS in relation to family reunification. In the ReDSS family reunification category, for example, one indicator is 'acceptance of the returnees within the wider family/clan fabric'.

Questions 30 and 31 in the RSS explore the returnees' perception of need to migrate in terms of their 'ability to stay and live in this country'.

We note that there was a question in the Samuel Hall questionnaire on which the RSS is based, '*Do you have immediate family members you are currently separated from?*', but it does not feature in the RSS. This is surprising, given that family separation can be a significant barrier to reintegration (e.g., if a spouse/partner or child has been left behind in the destination country).

We recommend that questions are added to the RSS about separation from family members in the country of migration and reasons for that separation:

*** 24a. Are you currently separated from any close family members living in the country from which you have returned?**

- ☒ Yes
- ☐ No
- ☐ I don't know
- ☐ I don't wish to answer

*** 24b. Which close family members are you currently separated from?**

- ☐ Spouse
- ☐ Children
- ☐ Parent(s)
- ☐ Grandparent(s)
- ☐ Grandchildren

*** 24c. When did you become separated from these close family members?**

- ☐ We never lived together
- ☐ Separated during migration journey
- ☐ Separated after I returned
- ☐ They migrated to a different part of the country before my return
- ☐ Other – please specify
- ☐ I do not wish to answer

We recommend that questions are added to the RSS about separation from family members in the country of origin and reasons for that separation:

***24d. Are you currently separated from any close family members living in this country that you would rather be living with?**

- ☒ Yes
- ☐ No
- ☐ I don't know
- ☐ I don't wish to answer

***24e. Which close family members would you rather be living within this country?**

- ☐ Spouse
- ☐ Children
- ☐ Parent(s)
- ☐ Grandparent(s)
- ☐ Grandchildren

***24f. Why are your close family members living elsewhere in this country?**

- ☐ Taking care livestock
- ☐ Taking care of farm
- ☐ Looking after a family member (e.g. Sick or elderly)
- ☐ Could not afford moving every member of the family
- ☐ Restricted by armed group
- ☐ Moved elsewhere to find income source
- ☐ Did not want to leave the place of origin
- ☐ Better education opportunities elsewhere
- ☐ Other

Thematic recommendation 5: Include returnee's perception of reintegration.

The Local Reintegration Analysis (LORA) approach currently being utilised to evaluate reintegration progress of both IDPs and returnees by IOM within the Danwadaag consortium in Somalia draws on returnee's own perceptions of their reintegration. This analytical approach is designed to identify drivers of variation in levels of reintegration as defined by the returnee's own assessment of their level of reintegration. This question will be asked of the returnee at both baseline and endline.

We recommend the following question on perceptions of reintegration is added to the RSS:

***30a If you consider reintegration to include your economic, social and psychosocial/mental wellbeing, how well DO you currently feel you are reintegrated into this community?**

Do NOT prompt.

- ☐ Not at all reintegrated
- ☐ Somewhat reintegrated
- ☐ Okay level of reintegration
- ☐ Very good level of reintegration
- ☐ Feel fully reintegrated
- ☐ Don't know
- ☐ I do not wish to answer

***30b And how well DID you feel you were reintegrated into this community 1 month ago?**

Do NOT prompt.

- ☐ Not at all reintegrated
- ☐ Somewhat reintegrated
- ☐ Okay level of reintegration
- ☐ Very good level of reintegration
- ☐ Feel fully reintegrated
- ☐ Don't know
- ☐ I do not wish to answer

In conclusion:

Thematic recommendation 1: Include questions related to the migration cycle to capture the reasons for migrating, returning and the possibility of remigration.

- We recommend that questions are added to the RSS about *returnee's reasons for migrating* to capture insights about the entire migration experience.
- We recommend that a question is added to the RSS about *reasons for returning*, as the process of reintegration is often connected to these reasons.
- We recommend that two questions are added to the RSS about the extent to which the respondents are able/willing to *access regular or irregular migration options*, to understand if returnees can migrate safely.

Thematic recommendation 2: Include indicators that relate to skills acquired during migration to capture the extent to which returnees are able to sustain small businesses or undertake vocational training.

- We recommend that a question is added to the RSS about *skills acquired during migration*, as skills acquired abroad are often key in the reintegration process.
- We recommend that a question is added to the RSS about *the highest level of education obtained by the returnee* and a question about the *highest level of education in the household*, to understand the levels of education in returnees' households.

Thematic recommendation 3: Include indicators for child-specific needs.

- We recognise that adding child-specific indicators would require further clarifications and discussion with IOM to ensure questions are culturally sensitive, accounting for any legal distinctions and the local context.

Thematic recommendation 4: Include family reunification themes.

- We recommend that questions are added to the RSS about *separation from family members and reasons for that separation*, as family reunification is often key in reintegration processes.

Thematic recommendation 5: Include returnee's perception of reintegration.

- We recommend that a question is added to the RSS on *self-perception of level of reintegration* to facilitate LORA-type analysis.
- We recommend that questions are added to the RSS about *separation from family members and reasons for that separation*, as family reunification is often key in reintegration processes.

3.3 Reviewing IOM's institutional surveys

During the inception phase, the IMPACT team has reviewed data shared by IOM and consulted with IOM country office staff in Ethiopia, Somalia and Sudan on the implementation of the institutional surveys. Our review has focused both on the technical content of the surveys and the data collection and management processes.

3.3.1 Overview of the IOM institutional surveys

Globally, IOM uses 5 institutional surveys to collect programme monitoring data and provide an accountability mechanism, allowing returnees to express their satisfaction with the services they have received:

1. AVR programme monitoring survey
2. AVR programme satisfaction survey
3. Reintegration programme monitoring survey
4. Reintegration programme satisfaction survey
5. Reintegration sustainability survey (RSS)

As globally standardised M&E instruments, country missions can mainly add questions to capture specific issues of interest, but cannot change or remove the questions in the original questionnaires that feed directly into programme-specific reporting indicators or global reporting indicators. Under the EU-IOM JI programme in the HoA region, these tools have been subject to various adjustments. Firstly, the separate 'monitoring' and 'satisfaction' components of the AVR programme and the Reintegration programme surveys have been combined to form the 'Compact AVR' and the 'Compact RA (Reintegration Assistance)' surveys, in view of streamlining administration and reducing duplication in metadata collection. This consolidation entailed the removal of a number of questions included in the original questionnaires, although none feeding directly programme-specific or global monitoring indicators. Secondly, consultation processes led by the RO in Nairobi have been carried out to adapt the questionnaire to the local context and/or programme specificities. At the moment, the consultation process is ongoing for a further revision of the Compact RA survey, capturing changes to service provision modalities that occurred in the last months and also to deepen the analysis on specific issues that emerged during past rounds of data collection. A similar process for the Compact AVR survey has been recently concluded. For the RSS, the possibility of adaptation is limited as changing or removing questions that contribute to the computation of the Reintegration Sustainability Score would render comparisons unfeasible. In this case, limited additions were made during review.

Alongside the two compact surveys and the RSS, the programme also makes use of a vulnerability assessment and psychological screening tool to identify migrant returnees' immediate needs, for example medical or psycho-social care or potential protection issues. This information is then also used to assess eligibility for complementary reintegration assistance. A standard vulnerability screening approach is used with additional country-level tools developed to meet the specific contextual needs. While this instrument is not part of the formal M&E architecture, it provides an opportunity to define sub-national cohorts based upon groups with similar vulnerabilities and/or populating explanatory variables in reintegration modelling.

Table 3 provides an overview of the purpose and approach for each of the three surveys and the vulnerability assessment.

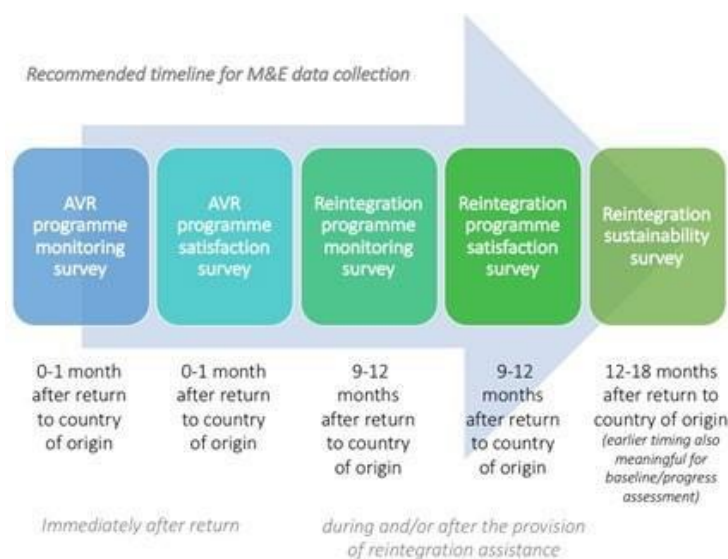
Table 3: IOM monitoring and evaluation tools including vulnerability assessment

Tool	Vulnerability assessment	Assisted voluntary return Assistance (Compact AVRA)	Reintegration assistance (Compact RA)	Reintegration sustainability baseline	Reintegration sustainability endpoint
Purpose	Determine immediate needs of the migrant returnee and eligibility for complementary reintegration assistance	To assess performance and satisfaction of the AVR component of the programme across outreach, pre-departure, travel and reception.	To assess performance and satisfaction of the reintegration component of the programme across outreach, pre-departure, travel and reception.	Assesses levels of economic, psychosocial and community/social reintegration before assistance is provided	Assesses levels of economic, psychosocial and community/social reintegration after assistance is provided
With who	All returnees upon return to country of origin.	Recent returnees. All returnees within one month of return.	All returnees between 8 and 12 months of return, regardless of whether they received or not complementary reintegration assistance.	Recent returnees. All returnees up to 3 months after return, returnee has to have spent at least two weeks in the community of reintegration.	All returnees home for between 12 and 18 months.
Sampling	Census of returnees upon return to country of origin.	Interview as many as possible – staff available determine the number of interviews possible.	Cochrane formula calculator to compute sample sizes for relevant cohort. Use MS Excel to create random list.	Somalia and Sudan: all returnees Ethiopia: multistage sampling.	Interview all returnees for which a baseline interview is available plus the largest number possible of returnees for which a baseline is not available.
Data collection schedule	Upon arrival.	Upon arrival.	February, August, November.	Baseline interview to be carried out together with reintegration counselling or AVRA survey. Returnees not receiving reintegration counselling should be reached within 1 month from return for the RS baseline interview. To be carried out on a rolling basis.	February, August, November.

In terms of enumeration, in the HoA region, the Compact AVR survey is administered by IOM staff from the country office where return takes place, as there is limited conflict of interest (except for reception, AVR services are provided by staff in the country offices from which return takes place). The Compact RA survey is mandatorily administered by external enumerators contracted by IOM to reduce any conflict of interest when asking questions around satisfaction with services received. RSS enumeration may be carried out by IOM directly or by external enumerators. External enumerators are preferred to provide a level of independence, although the potential for significant bias introduced by IOM enumeration is thought to be low. The recommended timeline for data collection activities is shown in Figure 3. In the HoA region, data collection is carried out over the telephone for Somalia and Sudan and generally face-to-face in Ethiopia, however, COVID-19 restrictions have required IOM Ethiopia to move towards telephone interviews.

Additional monitoring and evaluation activities include participatory programme monitoring meetings (PPMMs) which involve both returnees and government stakeholders. These meetings offer an opportunity to share achievements and understand the strengths and weaknesses of the programme from the perspectives of different stakeholders. IOM teams, in Somalia for instance, are also including focus group discussions with female returnees and community-based monitoring programmes to involve community members in tracking progress of community projects.

Figure 3: Recommended timeline for M&E data collection. Source – IOM.



The three surveys are administered using Open Data Kit (ODK) digital forms with KoBo Toolbox. Returnees are registered in IOM's case management system, the Migrant Management Operational System Application (MiMOSA), by the offices in host countries. This generates a case number which identifies all individuals in a family and a unique identifier number for each individual returnee. Case and individual numbers are used in all subsequent data collection, however these are inputted manually rather than through a specific lookup file.

A number of different platforms are used for data storage and management. The MiMOSA application provides a tool for tracking cases and has additional functionality such as calculation of reintegration scores. However, organisational reporting through this platform is

complicated and hence, country offices manage offline excel databases for M&E purposes. Significant efforts are currently being made at country and regional level to clean and validate data on MiMOSA and in a central data warehouse using MS SQL.

Survey data are used for programme reporting and accountability, providing a means of verification at both outcome and output level results in the EU-IOM Joint Initiative (HoA) logframe (see Table 4). Data are also analysed at a country level to identify issues and inform programme decision-making.

Table 4: Use of institutional survey data to support programme monitoring and reporting

Objective / result	Indicator	Means of verification
Specific objective 2 Safe, humane, dignified voluntary return processes are enhanced along main migration routes	Indicator 2.2 % of migrants who report that they have been provided with sufficient and useful information to take an informed decision to return	AVR monitoring survey
Result 2.2 Migrants are assisted to return voluntarily in a safe and dignified manner	Indicator 2.2.3 % of migrants satisfied with travel arrangements made for them	AVR satisfaction survey
Specific objective 3 Migrants benefit from sustainable economic, social and psycho-social reintegration that also benefits communities	Indicator 3.3 % of migrants assisted reporting sufficient levels of economic self-sufficiency, social stability and psychosocial wellbeing in their community of return	Reintegration sustainability survey
Result 3.1 A coherent and integrated approach to post arrival and reintegration assistance is implemented in a consistent manner across the region.	Indicator 3.1.2 % of beneficiaries declaring being satisfied with reintegration assistance received from IOM	Reintegration assistance satisfaction survey

A number of challenges were identified during consultations with IOM staff both at regional and country level and through our review of data collection approaches.

- i. **Contacting returnees** has been a challenge across all three country offices. Returnees may move location or remigrate, the SIM cards provided by IOM are often changed, or the numbers provided by returnees to IOM are wrong or not working, or connection in rural areas is poor. This offers a significant challenge to ensuring completeness and continuity of data. COs have developed a range of approaches to tracking and tracing returnees to minimise the impact of this challenge including:
 - Up to 5 attempts at telephone contact by case managers over a three-month period.

- Calling at three different times of day for three days.
 - Unreachable contacts verified over one month by external enumerators.
 - Follow-up / collaboration with local government or implementing partners to help locate returnees
 - Follow-up / collaboration with other returnees, family members.
- ii. **Translation** of surveys is an issue faced in Ethiopia, where a large number of languages and dialects are spoken. It is not possible to translate survey tools into all languages spoken. Translators are used where necessary to support survey enumeration
 - iii. **Context-related issues either at country or programme level:** Although IOM's tools were piloted in Ethiopia, among other countries included in the pilot, not all questions are reflective of the specific country context. For example, answers to the questions related to safety might not be representative of the returnees' objective safety but the answers might be related to a comparison with the unsafety faced during migration. The RSS includes questions related to access to water, however the EU-IOM Joint Initiative (HoA), apart from some community projects indirectly addressing issues around water access and the COVID-19 response in Somalia focusing on WASH interventions, does not implementing activities on improved access to water. Hence, the overall reintegration scoring is affected by a lack of implementation activities related to this aspect.
 - iv. **Lack of questions around self-employment:** questions related to the economic dimension are often understood to refer to employment, however returnees who start microbusinesses are self-employed rather than employed. It was suggested that the survey should modify the wording to capture both employment and self-employment status.
 - v. **Reluctance to disclose aspects related to mental health:** questions related to PSS are often misunderstood or returnees are reluctant to answer as they do not want to discuss these issues with enumerators.
 - vi. **Challenges in understanding what the social and PSS component** questions cover: it was reported that some of the returnees have struggled to understand what the social and PSS component questions relate to.

3.3.2 Reviews of the reintegration sustainability survey

The RSS instrument not only provides IOM with an understanding of outcome level change in sustainable reintegration but will also provide the IMPACT team with critical data for our analysis. As such, the IMPACT team carried out a review of the technical content of the tool to identify any issues with the question format and make recommendations for improvement. As discussed above, the RSS is a standardised tool to be used globally, enabling cross-country, cross-region and cross-programme comparisons. Hence, existing questions cannot be deleted or amended, and explanatory prompts or examples cannot be added, as that would render international comparisons invalid. However, additional questions can be added if required either by country offices or, in this case, the IMPACT team. This review, alongside the recommendations outlined in Section 3.2.3 and further requirements identified in the IMPACT design process, will contribute to the development of an RSS+ tool for the purposes of IMPACT.

The RSS draws together 30 core indicators across three dimensions of reintegration (economic, social and psychosocial) to produce an index of sustainable reintegration for each dimension,

as well as an overall index. The purpose of the RSS is to ‘determine to what extent the reintegration process of a migrant has been sustainable’, that is, to what extent a condition has been achieved ‘where returnees have reached a level of economic self-sufficiency, social stability within their community and psychosocial well-being that enables them to cope with (re)migration drivers’.³⁷ A baseline interview should be conducted a few weeks after the person has returned to the community of reintegration (ideally two weeks, but no later than two and a half months) and an endline interview at least one year after return. Collection of baseline data began in September 2019. The survey takes a largely subjective approach to measuring sustainable reintegration, with a large number of perception questions shortcutting more detailed objective questions and comparisons with the ‘host’ community. Some of those perception questions have corresponding objective questions for clarification or triangulation but several do not.

The RSS attempts to cover a lot of material with relatively few questions and there is clearly a trade-off between gathering comprehensive and detailed data and having a tool that is straightforward to enumerate and as easy and quick as possible for respondents to answer. However, through our review of the survey, supported by the consultations we have carried out, we have identified a number of questions where the language could be simplified or made more explicit or areas where additional information is required.

³⁷ IOM Reintegration Sustainability Survey.

RSS Recommendation 1: Improve 'access to' questions by adding validation questions.

The RSS includes several questions asking respondents to rate 'access to' a service. Some questions are followed by an objective question that helps to clarify and validate the, 'access to' question. For example:³⁸

*** 13. How would you rate the access to education in your community?**

Do NOT prompt.

- ☐ Very good
- ☐ Good
- ☐ Fair
- ☒ Poor
- ☐ Very poor
- ☐ I don't know

*** 13a. Are there any school-aged children in your household?**

Country specific school age children definition to be added as a prompt

- ☒ Yes
- ☐ No

*** 14. Are all school-aged children in your household currently attending school?
(This includes children to whom respondent is a parent or guardian, as well as other children in respondents' household.)**

Do NOT prompt.

- ☐ Yes
- ☐ No - some but not all
- ☐ None
- ☐ I don't wish to answer

However, no objective questions are associated with questions relating to access to housing, safe drinking water, healthcare, or justice and law enforcement in their community.

³⁸ The screenshots of proposed questions are taken from the draft Reintegration Sustainability Survey+, that can be shared on request. Red text indicates new questions or clarifications within questions.

We recommend that questions are added to the RSS about access to housing, justice and safe drinking water:³⁹

***11a. How would you describe your current housing situation?**

Readout choices

- ☐ No shelter
- ☐ Makeshift shelter (shack, kiosk, vehicle)/Shelter not fit for safe habitation
- ☐ Temporarily hosted by friends, family,community/faith group, or emergency shelter
- ☐ Apartment or house, not adequate
- ☐ Apartment or house, adequate

***15a.To what extent do you agree or disagree with the following statement: If there is a conflict or I am threatened, I can go to the police or the courts for help?**

PROMPT, if needed.

- ☐ Strongly agree
- ☐ Somewhat agree
- ☐ Neither agree nor disagree
- ☐ Somewhat disagree
- ☐ Strongly disagree
- ☐ Don't know / refuse to answer

***15b. To what extent do you agree or disagree with the following statement: If there is a conflict or I am threatened, I can turn to local informal authorities for help?**

PROMPT, if needed.

- ☐ Strongly agree
- ☐ Somewhat agree
- ☐ Neither agree nor disagree
- ☐ Somewhat disagree
- ☐ Strongly disagree
- ☐ Don't know / refuse to answer

³⁹ Please note: Q11a has been taken from the SRI; Q15a, Q15b, Q18a have been taken from the MDI, as they are very good examples of how 'access to' questions can be formulated.

***18a. How long does it take to get from your house to the nearest source of safe drinking water?**

One way trip only

- ☐ At home
- ☐ Less than 15 minutes walk away
- ☐ Between 15 and 30 minutes' walk
- ☐ Between 30 minutes' and one hour's walk
- ☐ Greater than one hours walk away

RSS Recommendation 2: Questions on returnees' support network need to be strengthened and explained.

Returnees might have been away for extended periods of time and they might have lost connection with their community of origin and/or extended networks. The importance of support networks for the sustainability of reintegration has been highlighted at various points in the scoping phase (Altai, 2019a, b, c). As described by two returnees interviewed during the consultations:

Because we returned back into our families, relatives and original community the reintegration was very easy for us. But I do not think it could be easy like this if we were back to a different community. When we chat with our previous friends and family, start to involve in social activities, and also start to involve in economic activities, like what others do, we feel integrated. Currently I am feeling that I am equal to other community members.⁴⁰

In the area where I work, I met most of the families who live there, and everyone respects and appreciates me. They welcomed me and they did not make me feel like a stranger among them, on the contrary the community played a big role in the process of reintegration to a new community.⁴¹

⁴⁰Interview with Returnee ,Ethiopia (July2020).

⁴¹ Interview with Returnee, Sudan (July 2020).

The RSS contains a question on this aspect:

***23. How do you feel about your support network? Can you rely on the network's support?**

(Support network which can provide emotional or practical help in time of need, regardless of factual type/size/strength of support)

Do NOT prompt.

- ☐ Very good - a very strong network
- ☐ Good
- ☐ Fair
- ☐ Bad
- ☐ Very bad - a very weak network
- ☐ I don't know
- ☐ I don't wish to answer

However, verification is needed with questions that clarify what is meant by support network and how the returnee relates to that network. For example, the Self-Reliance Index includes two questions under the overarching category of 'social capital' (see below), one on the access to advice/support available to returnees, and one on whether returnees themselves provide advice/support to others. The latter may provide interesting insights into the returnee's network, as returnees may provide support to others and this is an important aspect to capture.

We recommend that questions on social capital are included in the RSS to capture insights into the returnee's support networks.⁴²

***23a. Are there people that you or your household members ask for advice and/or information?**

- ☐ Yes
- ☐ No
- ☐ I don't know
- ☐ I don't wish to answer

***23b. Are there people that ask you or your household members for advice and/or information?**

- ☐ Yes
- ☐ No
- ☐ I don't know
- ☐ I don't wish to answer

Additionally, it is important to note that clan affiliation represents, in some cultures, a very important support network. However, there is no mention of 'clans' in the RSS. We understand that in Somalia, IOM staff have felt this to be a gap. We recommend IOM expands the possible

⁴² Please note the questions below are taken from the SRI as they are well-formulated.

answers to Q32 of the RSS to include ‘clan’ in Somalia. Somali clan structure is non-trivial, and piloting will be required to ensure acceptability of questions enquiring about clan affiliation.

We recommend that an option for ‘members of the same clan’ is added to Q32 in the RSS:

***32. Who are the people and/or organizations that support you in this community?**

Do not prompt initially.

- ☐ Family
- ☐ Friends
- ☐ Members of the same clan
- ☐ Religious organizations and leaders
- ☐ Community leaders
- ☐ Work colleagues
- ☐ IOM
- ☐ NGOs
- ☐ Other returnees
- ☐ Other - please explain
- ☐ No one
- ☐ I do not wish to answer

RSS Recommendation 3: Add a specific question on debt accrued as a result of the migration journey.

In the RSS there is a question that alludes to debt:

***5. On average, which amount is bigger: your spending every month, or your debt?**

Do NOT prompt.

- ☐ Debt is larger
- ☐ Spending is larger
- ☐ I don't wish to answer
- ☐ N/A

During consultations with RO Nairobi and COs, it was a common observation that the current questions do not capture the challenges faced by returnees who have indebted themselves to migrate or have received financial support from members of their family or community. The literature is clear that remaining migration debt can be a particular barrier to reintegration as well as a barrier to further borrowing – it can create tensions with the lenders, who may be extended family, religious leaders or other community leaders.

We recommend that a question is added to the RSS about the debt accrued as a result of the migration journey:

***4c. Did you borrow money for your migration journey?**

PROMPT, if needed. Baseline ONLY

- ☒ Yes
- ☐ No
- ☐ I don't know
- ☐ I don't wish to answer

***4d. Which of the following statements best describes your current debt situation as a result of the money borrowed for your migration journey?**

PROMPT, if needed. Baseline ONLY

- ☐ I repaid my entire debt incurred for my migration journey.
- ☐ I will pay off my entire debt incurred for my migration journey in the next 12 months.
- ☐ I will pay off my entire debt incurred for my migration journey in more than 12 months.
- ☐ I do not know when I will be able to pay off my debt incurred for my migration journey.
- ☐ I do not wish to answer.
- ☐ Other

RSS Recommendation 4: Questions on psychological dimension need to be more appropriate to ensure they look for a variety of signs of distress

During consultations, it was reported that returnees were reluctant to admit to experiencing signs of psychological distress or anger, either because of a lack of understanding of the questions or because of stigma associated with mental ill-health.

In the RSS, Q28 asks: *'Do you often suffer from any of the following'* and lists seven 'signs of psychosocial distress' which are normally broadly indicative of depression.

28. Do you often suffer from any of the following?

- **Feeling angry**
- **Feeling sad**
- **Feeling afraid**
- **Feeling stressed**
- **Feeling lonely**
- **Feeling low self-worth**
- **Difficulty concentrating**

PROMPT:

**This question can be skipped if the respondents does not want to share her/his feelings*

- ☐ Never
- ☐ Only rarely
- ☐ Sometimes
- ☐ Very often
- ☐ I don't wish to answer

It would be appropriate to reformulate Q28 as there might be other significant signs of distress which are not commonly known to be related to poor mental health, such as flashbacks, nightmares, repetitive and distressing images or sensations, physical sensations, such as pain, sweating, feeling sick or trembling. While recognising that enumerators cannot do a diagnosis as they are not qualified mental health specialists, it is important to list in the survey a variety of signs linked with psychosocial distress. It would be advisable to offer respondents referral mechanisms in case trauma is triggered by any of the questions included in the RSS.

We recommend that a question is added to the RSS about other potential signs of distress:⁴³

28a. Do you have sudden memories or nightmares related to your experiences of migration?

- ☐ Never
- ☐ Sometimes
- ☐ Often
- ☐ I don't wish to answer

28b. Do you ever feel sudden pains, sweating or trembling?

- ☐ Never
- ☐ Sometimes
- ☐ Often
- ☐ I don't wish to answer

In addition, it has been reported by a variety of respondents that Q29 RSS '*Would you wish to receive specialised psychological support?*' is not easily understood by returnees.

We recommend that a clarification as a rider is added to this standard question to ensure the respondent understands the question:

*** 29. Would you wish to receive specialized psychological support?**

Such support may include speaking confidentially to a counsellor about things that have happened on your journey or before you left.

*Does not refer exclusively to psychological therapy.
Do NOT prompt.*

- ☐ Yes
- ☐ No
- ☐ I don't know
- ☐ I don't wish to answer

RSS Recommendation 5: Questions on employment should be edited to include self-employment and productive assets question should include an option for assets received by the programme

After our consultations, it appears that questions on employment and ownership of productive assets are proving problematic. RSS Q7 '*Do you currently work?*' is often misunderstood by respondents, particularly in Somalia. Returnees who have been assisted by the programme to start microbusinesses are technically self-employed and tend to understand Q7 as a question related to employment, hence they tend to answer 'no'. The RSS guide includes a note about self-employment, formal and informal work, but given the common misunderstanding, it would be advisable to reword the sentence altogether.

⁴³ Given the sensitivity of these questions we recommend that IOM mental health and psychosocial specialists advise on the appropriateness of the questions to ensure respondents are not triggered or re-traumatised by the questions, and that questions are understandable by respondents.

We recommend that Q7 in the RSS is reworded to ensure it captures both employment and self-employment:

***7. Do you currently work?**

(Either employment-formal or informal; self-employment; own business or farm .
If respondent is currently in unpaid training or attending school, then select "No".)

Do NOT prompt.

- ☐ Yes
- ☐ No
- ☐ I don't know
- ☐ I don't wish to answer

According to our respondents, Q8 'Do you own any of the following productive assets?' appears not to be well understood. A fraction of returnees report 'no', even when they have received in-kind assets from the programme.

We recommend including the programme's in-kind support as a response option in the question on productive assets.

***8. Do you own any of the following productive assets?**

PROMPT.

- ☐ Land
- ☐ Animals
- ☐ Trees (fruits, nuts, etc.)
- ☐ Buildings and Structures
- ☐ Vehicles
- ☐ Equipment and Tools
- ☐ Assets received from IOM
- ☐ Other - (please explain)
- ☐ No
- ☐ I don't wish to answer

An additional dimension that we suggest to include in the RSS is the one on economic sustainability. The SRI approach offers a different angle on economic sustainability, as it asks about different sources of income, including evidence of dependence on family members abroad. The less a returnee is dependent on 1–5, the more sustainable their reintegration. This is particularly crucial, given the acknowledgement in the RSS Methodological Note that, 'returnees are unlikely to reintegrate if they find themselves in situations whereby moving again or relying on a family member abroad is considered necessary for their physical, social, and psychosocial well-being.'

We recommend that a question is added in the RSS about the economic sustainability of the household (adapted from SRI):

5a. In the last 3 months how has your household been supporting itself?

- ☐ Formal assistance - NGOs, Faith groups, etc
- ☐ Borrowing money
- ☐ Selling assets
- ☐ Previous savings
- ☐ Remittances/money/in-kind contributions given by friends or relatives in this country
- ☐ Remittances/money/in-kind contributions given by friends or relatives abroad
- ☐ Work and business (including formal and informal work, petty trade, handicrafts, services, etc.)
- ☐ Other

In conclusion:

RSS Recommendation 1: Improve 'access to' questions by adding validation questions.

- We recommend that questions are added to the RSS about *access to housing, justice and safe drinking water*.

RSS Recommendation 2: Questions on returnees' support network need to be strengthened and explained.

- We recommend that questions on *social capital* are included in the RSS to capture insights into the returnee's support networks
- We recommend that an option for '*members of the same clan*' is added to Q32 in the RSS:

RSS Recommendation 3: Add a specific question on debt accrued as a result of the migration journey.

- We recommend that a question is added to the RSS about the *debt accrued* as a result of the migration journey.

RSS Recommendation 4: Questions on psychological dimension need to be more appropriate to ensure they look for a variety of signs of distress.

- We recommend that a question is added to the RSS about other *potential signs of distress*.
- We recommend that a clarification as a rider is added to this standard question to ensure the respondent understands the question.

RSS Recommendation 5 on: Questions on employment should be edited to include self-employment and productive assets question should include an option for assets received by the programme.

- We recommend that Q7 in the RSS is reworded to ensure it captures both *employment and self-employment*.
- We recommend including the *programme's in-kind support* as a response option in the question on productive assets.
- We recommend that a question is added in the RSS about the economic sustainability of the household.

3.3.3 Overview of current data chain process

In addition to reviewing the technical content of the RSS, the IMPACT team examined the protocols and processes used for data collection and management.

As outlined above, currently returnee data is collected at various points along their individual journeys using multiple unconnected ODK-based instruments. Unique identifiers, or the MiMOSA number, are entered manually at each data point and data collected about each returnee is (or is planned to be) stored in a central data warehouse using MS SQL. A review of the existing data and consultations with IOM staff indicate that the MiMOSA number is often partially or completely missing. This means that the linkages between data collection tools shown in Figure 3 are not consistent, the data chain is frequently incomplete. The logistical challenges of implementing institutional guidelines has meant that, to-date, linking these data has not been feasible.

Additionally, enumeration of Compact AVR and the Compact RA surveys is limited to a small sample determined by what is possible for country offices at the time. For many returnees these data are not available.

Coherence and completeness of the data chain will be extremely important to IMPACT, as the evaluation is likely to draw on data not only from the RSS but from the other surveys as well, their backgrounds and contexts within our modelling approach. Adaptable tools and processes will be needed to improve survey linkages and coverage. Whilst additional questions may be added to an RSS+ instrument if required, and retrospective enumeration can be used to fill gaps, ideally a complete data chain would provide accurate identification of returnees and an ability to track returnees throughout their engagement with the EU-IOM Joint Initiative (HoA).

Recommendation 1 on data chain process: Linking the data chain

To ensure the data chain is coherent for future enumerations, we propose to leverage the application programme interface (API) of the chosen ODK Aggregate server to automatically pass data from one form to the next, using the MS SQL database as a central hub. This will help avoid duplication in the collection of respondent metadata collection and more easily match survey entries to the correct individual returnee.

The goal is to present enumerators with key identifying data for all existing returnees in the system. This allows a process of identifying which returnee is being interviewed and ensures the new interview is linked to the correct returnee via their unique MiMOSA identifier. This will hopefully reduce the length of each interview, allow faster identification of returnees, and improve the programme's ability to accurately track individuals through the entire process.

One key benefit of this system is that it will operate entirely within the programme's existing systems, and full control and ownership of the data will be retained by the programme. The scripts will be deployed to the same servers that hold the database. It also ensures that both raw and processed data are stored within the programme's own data warehouse, and that the raw data reaches this warehouse as soon as possible after upload. This reduces the programme's reliance on the ODK Aggregate server to store sensitive data long term.

Further details of this process and a proposal for implementation were provided on 3rd July.⁴⁴

Recommendation 2 on data chain process: Provide translated survey instruments for priority languages / dialects in Ethiopia

⁴⁴ Itad. Mending the data chain: Scripted data flows between sequentially enumerated ODK forms. Proposal 3rd July 2020.

Translation of survey questions is currently a challenge in Ethiopia, where a large number of languages and dialects are spoken. In an ideal scenario, survey questions would be translated into all languages that would be used during enumeration. The advantages of such an approach is that standardised question wording can be tested and modified to ensure that it is easy for the enumerator to ask and for the respondent to understand. Also, when the translation is incorporated in the form, it results in a consistency of enumeration, not possible with on-the-fly translations. Removing variation in real-time translation removes a potential source of instrument bias in responses. Logistically this is challenging and we recommend that, for the purposes of IMPACT, the IOM Ethiopia country office and IMPACT team in Ethiopia work closely together to provide translation support for priority languages (potentially identified through review of current caseloads) and to train enumerators and translators on survey questions to minimise the potential for instrument bias.

In conclusion:

Recommendation 1 on data chain process: Linking the data chain

- To ensure the data chain is coherent for future enumerations, we propose *to leverage the application programme interface (API) of the chosen ODK Aggregate server* to automatically pass data from one form to the next, using the MS SQL database as a central hub.

Recommendation 2 on data chain process: Provide translated survey instruments for priority languages / dialects in Ethiopia

- To ensure a consistent understanding survey questions and interpretations of response, and to ensure high quality data, we recommend further *investigation into translation options in Ethiopia* and training for survey enumerators and translators.

4 Design and methodology

Summary

The complexity of reintegration programming, diversity in implementation, returnee demographics and experience and the lack of a universally recognised measure of reintegration all provide a significant challenge for evaluation design.

We will draw on three design principles that will guide us through the complexity and uncertainties that are inherent in IMPACT; mixing multiple methods; effective sequencing and a learning focus.

We propose a hybrid, semi-experimental evaluation design that takes advantage of the strengths of different methodological options while addressing their weaknesses.

Our design includes three interacting components:

- Modelling impact with three analytical frameworks for measuring reintegration and baseline-endline comparison of returnee and non-migrant resident calibration groups
- Two natural experiments (NE) based on unplanned internal programme changes (delay in receiving assistance and changes in procurement of in-kind support towards mobile money and cash-based options), exploited as interventions.
- A complementary qualitative framework supporting design of modelling and NE components and providing in-depth understanding if concepts not well captured through quantitative instruments

This section provides an overview of the evaluation questions and our responding design, with details on the specific methods that we will use to address the evaluation questions.

4.1 Evaluation questions

No specific evaluation questions were identified in the Terms of Reference for IMPACT; however, three clear objectives were outlined (see also Section 1.2):

Objective 1.	Evaluation of the impact of reintegration assistance provided by the EU-IOM Joint Initiative (HoA) on the sustainable reintegration of supported migrant returnees.
Objective 2.	Improve IOM's understanding of sustainable reintegration metrics.
Objective 3.	Design a robust methodology that can become a standard for future impact evaluations of reintegration-focused programmes.

The objectives translated into three core evaluation questions that IOM is interested to have answered via this exercise (Table 5). In order to answer these questions effectively, the IMPACT team will need to answer a number of more detailed, sub-questions. Sub-questions that have been identified during the inception phase are detailed in Table 2. It is important to note that sub-questions may support achievement of more than one objective but have been noted under their primary objective for simplicity. Given the complex nature of the evaluand

and context of operation, it is likely that further questions will arise during IMPACT. This list is therefore not exhaustive and will be fine-tuned throughout the IMPACT period. The IMPACT team will incorporate emergent questions into the overarching framework in discussion with IOM.

Table 5: High-level evaluation questions and proposed sub-questions for each IMPACT objective

	Objective 1	Objective 2	Objective 3
High-level evaluation question	What is the impact of the EU-IOM Joint Initiative (HoA) on sustainable reintegration of supported migrant returnees?	How can sustainable reintegration metrics be improved?	How can we effectively evaluate impact of reintegration programmes in the future and what are the methodological requirements to do so?
Sub-questions	<p>Have changes in programme implementation, such as the transition to mobile money, effected outcomes of reintegration assistance and, if so, how?</p> <p>How has delay in providing assistance to returnees affected/impacted on their reintegration?</p> <p>How have the EU-IOM Joint Initiative (HoA) adapted the assistance provided to meet changes in context and what has the impact of these changes been on the reintegration of returnees?</p>	<p>Does the current AVRR data chain collect sufficient information to assess 'sustainable reintegration'?</p> <p>Does the RS appropriately capture local context, and provide the empirical basis for appropriate programme intervention decisions, including opportunities for analysis of drivers of reintegration and drivers of remigration, and determine which of those can be affected by AVRR programme implementation?</p>	<p>As definitions of reintegration often reference the non-migrant residents as a comparison, how can this cohort be meaningfully included in the data chain and contribute to an understanding of sustainable reintegration?</p> <p>Is there evidence to support the W model theory and what are the implications for evaluative methodologies assessing the effects of reintegration assistance?</p>

Additional sub-questions will be addressed if the proposed NEs based on extreme events are approved, for example:

- How and to what extent has the assistance provided to returnees enabled them to better confront extreme events such as severe flooding in Somalia, the COVID-19 pandemic in all three countries and the sharply improved security situation in North Darfur, Sudan?⁴⁵

4.1.1 Evaluation design principles

Evaluation design and selection of methods are predominantly driven by the IMPACT questions alongside attributes of the evaluand, or the subject of IMPACT, context and

⁴⁵ Related to extreme event natural experiments (proposed additional components).

resources available (Stern et al.2012). The preceding chapters of this report have provided an overview of the evaluation and context in which IMPACT will be implemented.

Given the complexity of reintegration programming, the contexts in which the programme operates and, in fact, the definition and understanding of reintegration as a concept, we propose three design principles that will guide us through the complexity and uncertainties that are inherent in IMPACT; mixing multiple methods; effective sequencing and a learning focus.

4.1.2 Mixing multiple methods

In considering our evaluation design, we focused not only on the ability to robustly evaluate the impact of reintegration assistance but also the need to develop and test innovative methodological solutions to the IMPACT challenge. Throughout the inception process, we have reviewed methodological options available and selected complementary approaches that we believe will enable us to evaluate the impact of the programme effectively.

Across our evaluation design we have drawn on the Q-squared approach which outlines five components of effective mixed-methods research (Shaffer, 2013).

- Triangulation: we are using a range of methodological approaches to offset biases and enhance the validity of our findings. Our conclusions are strengthened where findings are convergent across a range of methods.
- Complementarity: we are employing a range of overlapping methods to investigate issues from different perspectives to better explain and clarify the issue and strengthen our interpretation.
- Development: we are using one method to assist in the development of another.
- Initiation: IMPACT is designed in a way that promotes further enquiry through contrasting of findings from different methodological perspectives.
- Expansion: we are using different components of the design to address different elements of the evaluation and sub-evaluation questions.

Whilst there is currently no consensus on the analytical framework for measurement of reintegration, our approach draws on three different complementary frameworks for analysis (see Section 5.2 for details).

The natural experiment approach that we are introducing and further developing in this programme evaluation is appropriate to the HoA context where disruption of the EU-IOM Joint Initiative (HoA)'s operation and extreme events impacting returnees and their communities are part and parcel of business as usual.

4.1.3 Effective sequencing

Our design carefully sequences the different methodological components, integrating different disciplines and approaches: first, to inform and validate our survey tools and modelling approach; second, to better understand reintegration as a concept and investigate issues such as the W model and, third, to provide detailed explanations of quantitative findings, facilitating a deeper understanding of the results we are seeing. For example:

- Initial exploratory qualitative work in the scoping phase (2) informs the development of our modelling approach, identifying potential drivers of reintegration to be incorporated into our survey and feeding non-migrant resident cohort matching criteria.

- Analysis of baseline survey data will initiate further in-depth qualitative investigation positioned in-between baseline and endline quantitative work.
- Scoping NE opportunities with IOM and external informants and information sources.
- Agreeing stage-gates – decision points on whether or not to proceed with an NE or seek further information.

An overview of our phased design can be found in Section 4.3.

4.1.4 Learning focus

Learning is fundamental to IMPACT and is, in fact, specifically referenced in two out of three of the main evaluation objectives. Our evaluation design, was created to maximise opportunities for learning both at the EU-IOM Joint Initiative (HoA) programme level and across the wider reintegration programming sector. The purposeful mixing of methods and application of a range of complementary approaches will support better understanding of the concept of reintegration, its measurement, and the relevance and validity of quantitative tools in use. In applying a number of approaches and gathering in-depth qualitative data to help explain and triangulate our findings, we will be able to compare and contrast methods to better understand their strengths and weaknesses and document the implications for future reintegration programme evaluations promoting a learning focus to IMPACT.

To ensure that we capitalise on learning arising from IMPACT in real time, our learning approach will incorporate a focus on both internal and external learning. During IMPACT phases we will work closely with IOM colleagues.

Mentoring and technical support

The IMPACT team is committed to supporting IOM in the development and implementation of their M&E framework. Technical support on survey design and data management has already led to revisions in survey tools and processes. Support will be provided to IOM country offices in survey implementation and data management through our local partners, building capacity whilst ensuring data quality for evaluation purposes.

It is anticipated that by maintaining a close working relationship between the IMPACT team and IOM regional and country offices, we can ensure good quality evaluative data whilst supporting teams to improve their knowledge and practice more generally.

Country-level briefings

The IMPACT team will provide country-level briefings midway through IMPACT, sharing preliminary findings with country teams and supporting them to reflect, learn and adapt their approaches to improve the programme.

Spot analytical reports

These reports will be primarily created to drive adaptive learning, supporting IOM implementing teams to adapt delivery and improve programme quality. In order to promote real-time learning (rather than waiting for the production of an endline report), spot analytical reports will be produced over the course of IMPACT, picking up on topics of interest and feeding IOM teams with information and learning from our data collection and analysis.

Reports might also be expected to appeal to a wider audience, building a better understanding of the EU-IOM Joint Initiative (HoA) and what works in a reintegration programme more generally both to inform future programme design and influence policy.

Report topics will be identified during IMPACT in consultation with IOM. Itad and IOM will agree the format for these reports in the coming months; however, reports are likely to be short and accessible, using infographics to better illustrate concepts and findings.

Webinars

Internal webinars for IOM staff will accompany spot analytical reports to facilitate engagement with the content in an easy and accessible manner. Options for external webinars will be explored with IOM separately.

Final report and associated publications

Our final report will provide a detailed summary of the findings of IMPACT, recommendations and conclusions. Briefing workshops with IOM teams at country, regional and head office level will be carried out to share and discuss the content of the report. A shortened, visually appealing executive summary will be included in the report which will also act as a standalone summary of the findings enabling readers to understand IMPACT and its findings.

A summary of learning objectives, audiences and the tools and approaches we propose is shown in Table 6.

Table 6: Learning objectives and approaches of IMPACT

Learning objective	Audience	Tools and approaches
To understand the impact of the EU-IOM Joint Initiative (HoA)	Internal (JI/IOM); Donors	Briefings and discussions with IOM at all levels will be organised to share and discuss findings related to impact of the programme. Collaborative analysis and sensemaking workshop
To inform and adapt the implementation of the EU-IOM Joint Initiative (HoA) in real time	Internal (JI/IOM)	Country level briefings with COs to support learning, reflection and adaptation Spot analytical reports
To improve IOM data management, including data collection, storage and analysis	Internal (JI/IOM)	Technical support and mentoring provided to RO and CO throughout the course of IMPACT
To improve IOM reintegration programming beyond the EU-IOM Joint Initiative (HoA)	Internal (JI/IOM);	Internal webinars and associated publications will be shared with IOM staff beyond the EU-IOM Joint Initiative (HoA) to highlight what works and why in reintegration programming

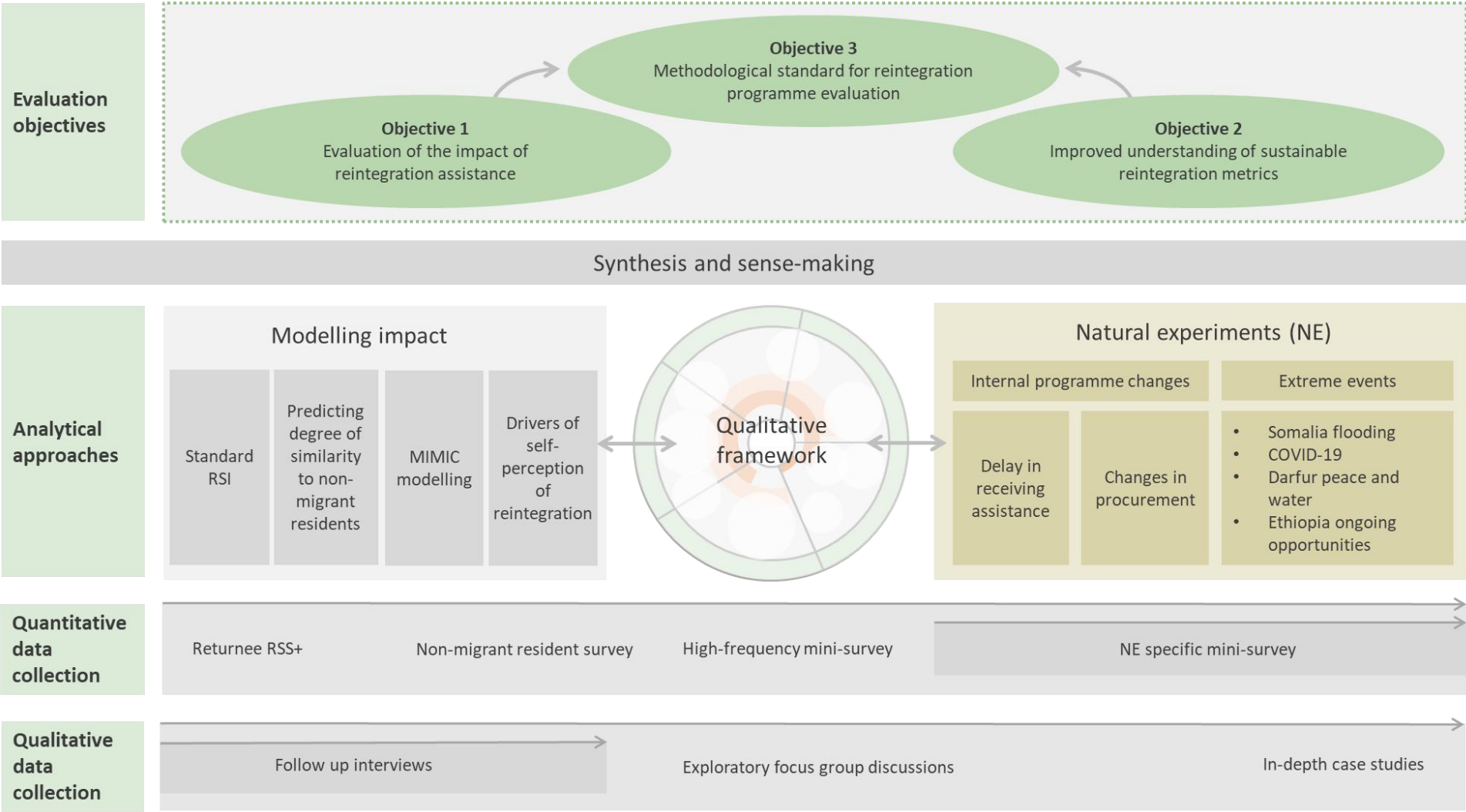
To understand most appropriate frameworks and metrics to measure sustainable reintegration	Internal (JI/IOM); other reintegration programmes; evaluators more widely; academics; wider sector, including UN agencies, humanitarian and development agencies and NGOs	Continuous engagement with IOM RO and COs to ensure metrics and frameworks remain appropriate during IMPACT; all publications will document the implications for future reintegration programme evaluations from a methodological perspective
To provide insights into what works in reintegration assistance to inform policy strategy and decision-making	IOM; donors; other agencies; wider sector, including UN agencies, humanitarian and development agencies and NGOs; COs and policy makers; national governments	Spot analytical reports, webinars and other associated publications will provide insights to inform future programme design and influence policy makers
To rigorously assess how extreme events and disruption in the external and internal environments affect the impact and delivery of EU-IOM Joint Initiative (HoA)'s reintegration assistance	EU-IOM Joint Initiative (HoA); JI as a whole; other IOM programmes; Evaluators more widely; wider sector, including UN agencies, humanitarian and development agencies and NGOs	Co-constructing knowledge through mentoring and collaboration in data collection; extending the learning, internally and externally, through all the other output types listed above

In summary, we believe that the combination of these design principles will enable us to effectively meet the objectives of IMPACT. As described in Section 4.1, we see the three evaluation objectives interacting closely and have drawn on this interaction to inform the design of our work. Mixing multiple methods supports a rigorous evaluation of the impact of the programme, a better understanding of frameworks and metrics for measuring sustainable reintegration, and what works in evaluating reintegration programmes. Effective sequencing of quantitative and qualitative work enables us to reflect on, develop and adapt our approaches across IMPACT, learning in real time to inform programming and to improve our assessment of reintegration outcomes. Together these principles support the broader objective of contributing to sectoral knowledge and methodological standards for evaluation of reintegration assistance programmes.

4.2 IMPACT design

To meet the purpose and objectives of IMPACT, we have proposed a hybrid, semi-experimental evaluation design that takes advantage of the strengths of different methodological options while addressing their weaknesses (see Figure 4).

Figure 4: Overarching evaluation design



IMPACT includes three interacting methodological components as seen in Figure 4 and outlined in Sections 5, 6 and 7.

4.2.1 Modelling impact

Our hybrid, semi-experimental design combines the use of three different analytical frameworks for the measurement of reintegration, at baseline (post-return and prior to provision of assistance) and endline (between 12 to 18 months after return), for both returnee and matched non-migrant residents.

In a typical randomised controlled trial or quasi-experimental approach, there is a treatment exposed group and a non-treatment exposed (or control) group drawn from a population deemed similar to the treatment group. This non-treatment exposed group is typically referred to as the counterfactual. To isolate the impact of the IOM assistance cohorts of returnees receiving and not receiving IOM assistance would be required. Finding a comparable cohort of returnees not receiving IOM assistance is not likely to be feasible. Given the vulnerability profile of returnees supported by the EU-IOM Joint Initiative (HoA), it is considered unethical to purposefully deny or delay assistance to eligible beneficiaries for the purposes of this study. Additionally, returnees benefiting from assisted voluntary return (without reintegration support) in other programmes may not be comparable due to the different geographical areas covered by respective projects and differing vulnerability profiles targeted. Without this comparison we are left with a comparison within communities; i.e. non-migrant residents. Prior to post-return baseline, returnees are already different from their non-migrant counterparts as a result of their migration-return experience. Hence, it is not possible to construct a valid counterfactual or comparison group. Instead, we propose to use a non-migrant resident calibration group comprised of demographically matched respondents residing in the same, or similar, locations as the returnees. This approach is analogous to an epidemiological case-control study.

Where possible, we will also draw on intra-returnee calibration cohorts assisted under the same programme, identifying different groupings of returnees and characterising their differing experiences of reintegration to better understand outcome level change, what is working and for whom.

Recognising the inherent difficulties in the measurement of complex concepts such as reintegration, where no single measure is widely accepted, we will draw on three different analytical frameworks for measuring reintegration. This approach will enable us to compare and contrast findings, build on the strengths and mitigate for weaknesses of the different approaches. The following frameworks will be used:

1. The standard IOM Reintegration Sustainability Index: as reviewed in Section 3.2.
2. Predicting degree of similarity to non-migrant residents: analysis determines the level of similarity between returnee and non-migrant resident populations as an indicator of the degree of reintegration achieved.
3. Multiple Indicator Multiple Cause Model (MIMIC) modelling estimates an underlying latent, or unknown/unobservable, variable (for example the reintegration index) through more than one partial proxy. Combining these partial proxies into a regression approach results in an index that is 'reflective' of the partial proxies, hence these variables are known as 'reflective' indicators. Example reflective indicators might be satisfaction with current economic situation or participation in social activities.

Formative indicators, the observed predictors or drivers of reintegration, are used to initially form the latent index that is modified to be reflective of the partial proxies. They can also be thought of as explanatory or independent variables.

4. Drivers of respondent's perceptions of good levels of reintegration: is applied to returnees only. A set of explanatory variables will be used to explain the outcome of feeling well integrated.

4.2.2 Natural experiments

Natural experiments (NEs) use unplanned changes (either internal to the programme or as a result of external events) to test important hypotheses. These changes can be exploited as fortuitous interventions, of a kind or on a scale that could not be implemented deliberately for ethical or practical reasons in, for example, a controlled experiment. Our design incorporates analysis of internal programme changes, exploiting delays in receiving assistance and changes in procurement of in-kind support towards mobile money and cash-based options, to better understand the impact of the IOM's assistance on returnees' reintegration.

We have also presented additional options focused on extreme events that may be possible to incorporate into the design. These include the effects of flooding in Somalia; COVID-19 in all three countries; peace and improved water management in North Darfur, Sudan, and future events in Ethiopia, which will be monitored.

The integration of NEs within the overarching design gives in-depth insights into the effectiveness of the programme and offers comparisons that are understandable and contextually relevant for programme staff and other stakeholders.

4.2.3 Qualitative framework

Our qualitative framework is both supportive and complementary to our modelling and natural experiment components. Qualitative data is essential in understanding concepts that are not easily understood through quantitative approach whilst also providing valuable insights to support development and validation of quantitative approaches.

The framework will provide in-depth information on how and why the EU-IOM Joint Initiative (HoA) is contributing to change, support understanding the impact of programme changes or extreme events for the natural experiment, and providing evidence on issues that are not well assessed through quantitative frameworks (such as the W model). Qualitative data is also key to developing and refining our modelling approach: feeding development of indicators, validating survey questions and identifying migrant resident matching criteria.

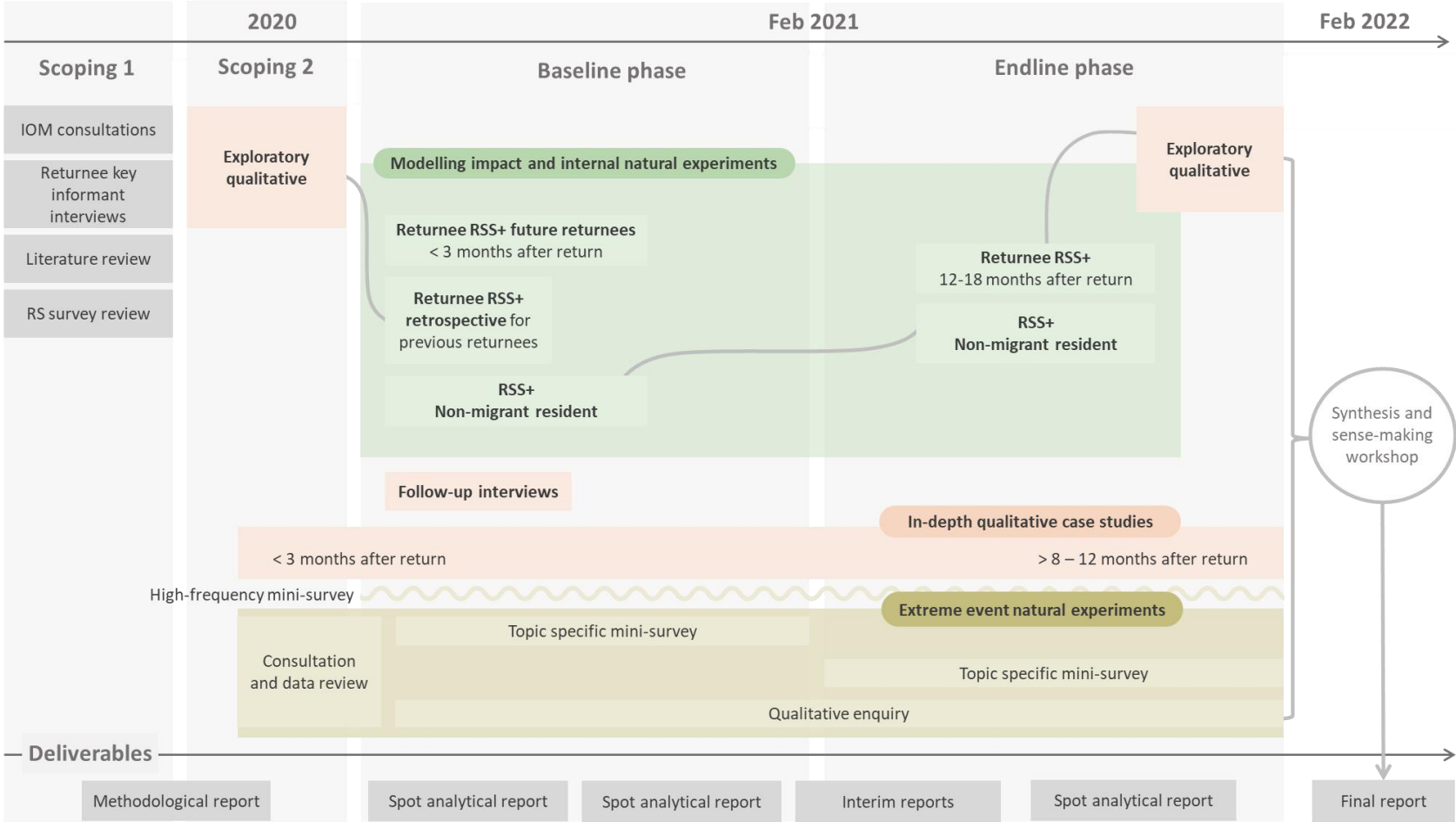
The qualitative framework has four aims:

- To provide an in-depth understanding of how and why reintegration does (or doesn't) occur.
- To capture diverse stakeholder perspectives.
- To provide complementary evidence not well-captured through quantitative instruments.
- To support development and validation of quantitative approaches and methods.

4.3 Evaluation phasing and timeline

Figure 5 gives an overview of the sequencing of data collection events across the IMPACT period. A detailed data flow diagram can be found in Annex E.

Figure 5: Timeline of data collection activities, analysis and reporting⁴⁶



⁴⁶ Timeline dates contingent on finalisation of Addendum III

Our initial *scoping phase* has provided substantial information on the programme, the operating contexts, IOM data chain and institutional surveys, and the broader landscape of sustainable reintegration.

We anticipate further exploratory qualitative work beginning immediately as we enter the evaluative phase. This work will support our finalisation of an RSS+ tool and contribute to the identification of migrant resident calibration cohort matching variables. We then proceed into the *baseline phase* where enumeration of RSS+ is carried out for incoming returnees within 3 months of their arrival in the home country, retrospective enumeration gaps are plugged and we begin enumeration of migrant cohort members.

Throughout the baseline–endline evaluation phases, we will be engaging in the collation of in-depth qualitative case studies through detailed interviews with a small group of returnees, selected to provide a wide range of experience. These case studies aim to improve our understanding of a returnees’ journey to reintegration, the ups and downs experienced and their perceptions of reintegration as a concept. We will draw on this information throughout IMPACT to inform and refine our modelling and natural experiment approaches.

Interim country debriefs and *summary reports* will be produced towards the end of the baseline phase, outlining preliminary findings and supporting IOM country programmes to reflect on the challenges and successes outlined and drive programme adaptation. Three *spot analytical reports* will be produced during the IMPACT period, presenting information and analysis on topics identified in collaboration with IOM colleagues.

The *endline phase* will commence as we switch from collecting baseline to endline data collection with numerators following up with returnees and non-migrant members. As per IOM survey protocols, this data should be collected between 12 to 18 months after return. We aim to carry out some preliminary analysis to identify any topics for qualitative investigation prior to our final qualitative enquiry.

Once all data collection is complete and initial analysis has been carried out, we will hold a *cross-method analysis and sense-making workshop* whereby the team will interrogate the findings, conduct further analysis if necessary and bring together an integrated analysis across all components of IMPACT for the *final report*.

Should the EU-IOM Joint Initiative (HoA) be granted a contract extension, we propose to increase the duration of the baseline phase enabling us to maximise the sample of new returnees included in the sample.

4.4 Cross-methodological analysis and sense-making

We have applied the principle of mixing multiple methods throughout the design of IMPACT. We will bring together quantitative and qualitative data; compare and contrast different analytical frameworks and calibration groups; broaden perspectives through wide ranging FGDs whilst gathering in-depth individual stories and finally incorporate innovative natural experiments to increase depth of understanding and programmatic learning. To capitalise on this investment in a range of methodological approaches, we will need an effective approach to bring together, compare and contrast findings from across the IMPACT design. We aim to go beyond the use of mixed methods as a tool to improve triangulation of evidence to carry out a more detailed analysis that explicitly recognises the conflicts that arise from different methodological perspectives and the advantages of contrasting different viewpoints to form best fit explanations of our findings.

Our cross-methods synthesis and sense-making approach will combine workshops exploring findings and triangulating across methods. Our triangulation approach is not simply about confirming and corroborating findings between different sources but using different *types* of

complementary evidence to create a multi-dimensional picture. Sense-making will also incorporate additional real-time interrogation of our data, investigating issues emerging from one dataset (for example in-depth qualitative case studies) through further analysis of another (quantitative survey data for example).

Context permitting, a final sense-making and validation workshop will be held with IOM staff to review the key findings of IMPACT and begin a co-creation process to develop recommendations and actions that are practical and applicable to the programme.

4.5 Design limitations and challenges

The preceding sections have set out our evaluation design, with subsequent sections providing detail on each methodological component. There are a number of limitations to our approach that arise from the practical and theoretical constraints faced by this complex evaluation. We have highlighted the priority limitations, although we will continue to proactively manage emerging limitations and risks as we move through implementation.

1. As reintegration does not have a unique universal definition, a number of different approaches are being proposed to produce a series of proxies for reintegration. Such complexity is always more challenging when it comes to extracting actionable insights, but if findings from multiple methodologies confer, the requirement for multiple methodologies can become a strength if well implemented.
2. Implementing a baseline in the middle of a process, i.e. migration-return - reintegration, represents a significant challenge for IMPACT. In a traditional impact evaluation, none of the cohorts would have a 'treatment exposure'. In this situation, all returnees have had the 'migration-returned' exposure and potentially some reintegration at the time of baseline, which means they are already fundamentally different to non-migrant members. This means that there is no valid counterfactual or control group and hence we have proposed a non-migrant calibration group.
3. The lack of completeness of historical data across all instruments will likely require additional enumeration (with longer recall period) to fill data gaps and ensure sufficient retrospective sample numbers. Currently it is unclear how increased recall periods will affect the validity of the data. Access to relatively complete programme data is one of the issues we will have to ensure if, for example, the delay in receiving assistance and changes in procurement (Sudan) NEs are to be seamlessly integrated in the modelling. If they are not sufficiently complete then integration in another form may be necessary where these, like the external extreme event-linked NEs, serve as significant case studies that together portray what difference the assistance that the EU-IOM Joint Initiative in the HoA has made to returnees in those situations and how returnees have made use of that assistance.
4. Sampling is a key challenge in a context where programme beneficiaries (returnees) are entering the programme on a rolling basis. This 'drip feed' of programme beneficiaries means that the sample frame is not available at the initiation of baseline work. This affects our ability to provide precise sample size estimates and to identify different cohorts of returnees and potential intra-returnee calibration groups which would have a significant impact on sample size and strategy. In this emergent context, ongoing engagement between the IMPACT team and IOM will be critical to ensure agreement on the inevitable trade-offs between IMPACT scope, and precision and resource constraints. The methodological report provides an overview of our proposed approach; however, this will require adaptation and modification (in agreement with IOM) throughout the duration of the work. Our implementing partners have experience in working in these environments and we will interact closely with them, as

well as IOM, to adapt sampling (e.g. where we ask certain questions) and field methods (e.g. how and whom we ask them) to the realities.

5. Identification of the non-migrant resident calibration group is particularly complex. This group cannot just be a random sample of the general population in the appropriate areas. There will have to be a matching process using characteristics that are deemed appropriate but not affected by the migration experience. Clearly any bias in the choice of these matching characteristics will feed through into bias in the returnee-non-migrant resident comparisons. Identification of non-migrant resident calibration group members must also happen on a rolling basis as details on incoming returnees becomes available.
6. A major challenge in carrying out IMPACT is the difficulty in doing face-to-face interviewing. COVID-19 has exacerbated the existing logistical and access obstacles which the EU-IOM Joint Initiative (HoA) has long faced in reaching its returnee clients. Phone interviews were the norm in Sudan and Somalia before the pandemic and the practice has only expanded since. Our interviewers must establish trust with returnees if they are to gain credible information and doing this over the phone is daunting. Most at risk will be the credibility of qualitative information on sensitive subjects and the likelihood of hearing views critical of IOM. Conflict and insecurity affect returnees notably in South and Central Somalia and may limit returnees' ability and willingness there to speak openly about the assistance they receive.

5 Modelling impact

Summary

Our approach to modelling impact combines the use of three different analytical frameworks for the measurement of reintegration, at baseline and endline for both returnee and non-migrant resident calibration groups.

It is not possible to construct a valid counterfactual or comparison group in the context of the EU-IOM Joint Initiative (HoA). Instead we propose to use a non-migrant resident calibration group comprised of demographically matched respondents residing in the same, or similar, locations as the returnees.

Intra-returnee calibration cohorts, identifying different typologies of returnees and characterising their differing experiences of reintegration will be used to better understand outcome level change, what is working and for whom.

We will draw on three different analytical frameworks for measuring reintegration. The following frameworks will be used:

1. The standard IOM reintegration sustainability index: as reviewed in Section 3.2.
2. Predicting degree of similarity to non-migrant residents: analysis determines the level of similarity between returnee and non-migrant resident populations as an indicator of the degree of reintegration achieved.
3. Multiple Indicator Multiple Cause (MIMIC) modelling: a statistical model in which multiple indicators can be used to reflect the influence of underlying factors (latent variables) which cannot or are not directly observed but are inferred through multiple observed variables.

To meet the needs of this complex evaluation, our design purposefully includes a range of methods to compare and contrast findings, build on the strengths and mitigate for weaknesses of the different approaches.

The Terms of Reference for IMPACT states that the design should qualify as an impact evaluation, with specific reference to the inclusion of a counterfactual.⁴⁷ However, whereas a 'pure experimental design' was considered unfeasible, the TOR directs IMPACT towards the use of a semi-experimental design. It was also recognised that currently no precedent exists for conducting an experimental or quasi-experimental evaluation of migrant returnees' reintegration programmes.⁴⁸

To respond effectively to the terms of reference, the IMPACT team carried out exploratory work appraising potential options, understanding their strengths and weaknesses and how they might be applied in the context of IMPACT. The following sections detail the options considered and recommended design.

⁴⁷ EU-IOM (2019), Request for Proposals, p. 34.

⁴⁸ EU-IOM (2019), Request for Proposals, p. 29.

5.1 Counterfactual, comparison or calibration

5.1.1 Non-migrant resident calibration cohort

In a typical randomised controlled trial or quasi-experimental approach, there is a treatment exposed group and a non-treatment exposed (or control) group that is drawn from a population deemed to be similar to the treatment group. This non-treatment exposed group is typically referred to as a counterfactual group.

In controlled situations or where there are few external factors that can influence the control group, it is reasonable to assume that the only difference between the treatment and nontreatment group is participation in the intervention (or treatment).

Impact evaluations often get messy when the nonexposed group cannot be controlled from the influence of other programmes, directly or through spill-over, and the effects of other factors of a similar nature to the treatment being tested. In general, the group is referred to as a comparison rather than a counterfactual in these situations. This infers a weaker level of control with regards to preventing contamination of the comparison cohort. Hence a downgraded counterfactual can be thought of as a comparison, normally with caveats identifying potential contaminants.

The inherent quality of both the counterfactual or control and the comparison group is that in all other aspects other than treatment exposure it is desirable that they have the same characteristics that are likely to interact with the treatment.

In the context of the EU-IOM Joint Initiative (HoA) it is not possible to construct a valid counterfactual. We propose instead to use a calibration group formed of non-migrant resident respondents. The term calibration group is used here when referring to the non-migrant resident respondents. They are no longer a comparison group because they cannot be considered equal in all respects except for treatment exposure: the migration experience has irrevocably affected the returnees. UNICEF's (2004) definition of reintegration uses compatriots (non-migrant resident respondents) as a calibration cohort:

Reintegration is a process that should result in the disappearance of differences in legal rights and duties between returnees and their compatriots and the equal access of returnees to services, productive assets and opportunities.

In line with this definition, our design will measure success of reintegration of the returnee cohort through calibrating their characteristics against locally relevant non-migrant residents. The non-migrant resident calibration group offers a standard against which we can assess the progress of migrant returnees towards reintegration.

A number of approaches to constructing this non-migrant resident calibration cohort were considered during the inception period including non-migrant resident matching, synthetic counterfactuals and regression discontinuity designs. Table 7 outlines these options considered and their strengths and weaknesses. We believe that the non-migrant resident matching approach is the only viable methodology in this context, where a localised matching of returnees and non-migrant residents is possible for a valid calibration cohort to be constructed. The outcome of using propensity score matching or covariates will be similar, but the important element is criteria for eligibility for recruiting non-migrant residents.

Table 7: Calibration cohort identification options

Identification method	Strengths	Weaknesses
Non-migrant residents – matching approach	Some definitions of sustainable reintegration refer to non-migrant residents as a reference cohort.	<p>Non-migrant residents have experienced little to no recent migration nor responded to recent covariate (shocks) drivers for migration. For example, psychosocial, educational and/or economic criteria may be distinguishing characteristics between demographically matched non-migrant residents and returnees at time of returnee migration. Early qualitative work proposed can explore this hypothesis further to elaborate selection criteria for eligibility of non-migrant residents to act as an appropriate calibration cohort for the local returnees. These criteria may vary across countries and even within country. These criteria also need to be independent of the migration experience and the potential programme effect. Independence of the migration experience would ensure that the matching indicators are not ones that have been significantly affected because of the returnees' migration. Not using matching criteria that can be affected by the programme may include current economic well-being.</p> <p>This approach would fully block on community-matching covariates. (Fully blocked means that within each community with one or more sampled returnees, select one or more non-migrant resident respondents within acceptable ranges for the covariates for the returnees within that village. If done consistently well this results in a fully blocked sample, where both observed covariates are well or exactly matched and any unobserved covariates balance on average across the sample. Essentially this is saying it is a fairer comparison of returnees versus non-migrant within a local area as unobserved covariates are likely to be similar for both returnee and non-migrant residents.) This fully blocked approach outperforms complete randomisation for imbalance, model dependence and efficiency (King and Nielsen, 2019).</p> <p>Identifying these common characteristics between non-migrant residents and AVR returnees would have to be restricted to indicators for matching that do not include anything to do with the migration experience. This would limit matching/adjustments to inherent household demographic indicators such as age, educational attainment and dependency ratio. And, therefore, could not include factors such as attitudes to risk which are probably responsible for similar cohort studies of migrants and non-migrants in the first place.</p>

		<p>Propensity score matching (PSM) cannot improve on a fully block design therefore will not be used in the matching process. It collapses all covariates to a single propensity score, and any pruning is liable to increase bias at a certain point. If non-migrant resident respondents within each community and not fully blocked⁴⁹, then other matching methods will be used that have less risk of bias and exacerbating imbalance.</p>
Synthetic counterfactual	Provides empirical basis for identifying 'fair' calibration cohorts by adjusting weights.	<p>Data demanding – normally time series data on appropriate cohorts before intervention/treatment. So conceptually what is before the intervention in the case of a returnee/non-returnee comparison? It must be before the migration, because the migration experience itself will produce significant differences in the returnee characteristics and outcomes that are not shared with the non-migrant residents.</p> <p>This will never be available for an AVR programme at a within community level. Is this data available from secondary data such as the World Bank's high-frequency surveys? Somalia has two waves of the high-frequency survey, 2016 and 2017, but no further rounds. Even if this survey was continuing, there is no way of identifying potential migrants before they migrate as a cohort within the surveys.</p> <p>Such high-frequency surveys do allow for comparing the determinants of poverty on return migrants and non-migrants, but at an aggregate level, a country or large subnational region. Even given the availability of microdata from ongoing quality high-frequency surveys, these data would not be suitable for answering the much more localised question of whether a returnee has attained a level of 'reintegration' within their chosen community of return when contrasted to matched non-migrant resident households from the very same community.</p> <p>Recently standard economic microdata has been used by the World Bank to describe differences between internally displaced persons and host communities in Nigeria, Somalia, Southern Sudan and Sudan (World Bank, 2019). While this could be seen as a form of synthetic control with standardised social economic data being collected across populations with IDPs identified, it still does not allow a within community comparison between returnees and non-migrant residents. Were such data is</p>

⁴⁹ A fully blocked design ensures that there are matching treatment and non-migrant calibration respondents in each block. A block is a unit where it is believed that all other things being equal, respondents are likely to be most similar to each other, i.e. similar eco-zone, public service access, local political structures etc..

		available, it would be interesting to determine whether migrant returnees are identified within the microdata and if data exists on the number of years since their return. If these data were available in national datasets then population level comparisons between non-migrants, returnees and IDPs could be possible as a background context.
Regression discontinuity design	Provides good basis for identifying respondents to treatment application, when a prior time series of treated and untreated cohorts is available.	Not suitable for returnee-non-migrant resident comparisons, as the pre-treatment time series of data required to establish a nontreated trend in time are not available. Randomisation of treatment is also not possible. Therefore, not applicable to the returnee–non-migrant resident contrast.

5.1.2 Intra-returnee calibration cohorts

Additional to non-migrant resident calibration cohorts, there is the opportunity to identify different groups or typologies within the population of EU-IOM Joint Initiative (HoA) returnees. However, with the relatively small number of assisted voluntary returns and the wide range of migration experiences, identifying meaningful intra-returnee lasting cohorts may be difficult. Groupings may be formed upon return, others are emergent during the process of the implementation of the AVRR programme itself, and therefore would only be accessible towards the latter half of IMPACT or the endline itself.

Two important intra-returnee calibration cohorts form the natural experiment component of our evaluation design – delay in receiving support and changes in procurement/use of mobile money approaches. Further detail on this analysis is given in the subsequent section on natural experiments (Section 6).

The identification of different returnee typologies has been explored, to some extent, in the literature. Characterising the differing experiences of returnees can help inform policy and programme options, and, in the context of IMPACT, better understand outcome level change, what is working and for whom.

A number of options for characterising groups or typologies have arisen from our review of the literature and consultations with IOM staff and returnees which could form intra-returnee calibration cohorts. These include:

1. Level of voluntariness of return.
2. Level of success of migration experience in terms of enhancing human or economic capital.
3. Level of traumatisation during migration.
4. Level of current well-being compared to before last migration.
5. Support levels provided since return.

Some of these groups could be formed upon return, others are emergent during the process of the implementation of the AVRR programme itself, and therefore would only be accessible towards the latter half of IMPACT or the endline itself. The following section outlines a number of potential grouping options for further exploration during the piloting and implementation phase.

Cassarino (2004) devised a classification framework based on level of preparedness for return as shown in Table 8.

Table 8: Framework for classifying returnees (Cassarino, 2004)

	Type of returnee	Status	Motivation	Resource mobilisation	Average length of stay		Reintegration process
High level of preparedness	<ul style="list-style-type: none"> Labour migrants Refugees Highly skilled migrants Students Asylum seekers 	May obtain residence status and own property in host country.	Migration objectives are reached. Perceived positive changes in job market or in government at home. Perceived political and/or economic improvements at home generate new opportunities. Strong incentives in origin country induce return.	Savings Acquaintances Contacts Knowledge, skills, expertise Higher education	4 to 15 years	Return migration	Rediscovery of real characteristics of origin country. Adaptation and negotiation. Distinctiveness.
Low level of preparedness	<ul style="list-style-type: none"> Labour migrants Short-term refugees Highly skilled migrants Students 	None	Migration objectives could not be reached as planned: disappointment. Unexpected family events in home country interrupted stay abroad.	Few savings	6 months to 3 years		Household and relatives provide moral and financial support. Limited resources can be invested as a result of migration experience.
No preparedness	<ul style="list-style-type: none"> Rejected asylum seekers Irregular migrants 	None	Deportation, expulsion Rejected visa extension	Non-existent	Less than 6 months		Difficult conditions at home. Re-emigration may be envisaged.

This simple three grouping categorisation of returnees incorporates three of the five aspects suggested above for creating matched intra-beneficiary groups. While the offices in host countries or the current M&E instruments do not elaborate enough information to divide returnees into the three cohorts, IOM respondents indicated that the migration routes for the majority of EU-IOM Joint Initiative (HoA) returnees can act as approximate initial covariate proxies along the following:

1. Gulf state migrant – reached destination country, employed and earning an income abroad, , returns with an enhanced skill set, likely to have been detained abroad.
2. Returning from Libya – detained for a period of time, traumatised, not skills enhancing experience.
3. Southern route – failed attempt at migrating, detained for an extended time in jail, not a skill enhancing experience.

Such covariate proxies will need review during the pilot phase and verification at the individual level before being used in any analysis. These route proxies become fuzzy for returnees who went on a regular migration with smuggling services and were trafficked and for those stranded in Djibouti without successfully reaching Gulf countries. Therefore, to reliably allocate individual returnees to one of these three typologies would require post-return questions.

Further refinement of this approach might draw from the work of Battistella (2004), placing types of return on a continuum with two variables: the time for return (at the end or before the end of the migration project) and the decision to return (voluntary and involuntary) resulting in the following categories:

- Return of achievement: the migrant returns voluntarily at the end of the migration project (or contract) having achieved the purpose for which they went abroad.
- Return of completion: the migrant returns after completing the contract, but it is not a voluntary return, because the migrant would like to stay abroad for another period or to go abroad again; however, it is not possible.
- Return of setback: the migrant returns voluntarily but before the end of the migration process, for reasons that may include unhappiness at working conditions, family reasons, experience of abuse, or trafficking.
- Return of crisis (forced or involuntary return): the migrant is forced to leave for reasons of security or political decisions made by the country of origin or destination, such as the refusal of an asylum claim or regularisation of immigration status.

Battistella argues that interventions can be targeted according to where the type of return sits on the return continuum. Effective interventions for those at the ‘setback’ and ‘crisis’ end of the spectrum will need to be more individualised, while ‘achiever’ returnees should be factored into local development plans. It is not expected that the AVRR programme caseload will be largely dominated by returns of either ‘setback’ and ‘crisis’.

During our consultations with returnees, an Ethiopian returnee provided the following:

For those who migrate after selling everything they have, reintegration after migration is extremely difficult like I said before. These people do not have any money to start their lives with so what the community expected them to achieve and what they actually experience make the whole process very difficult and they get to isolate themselves.

He also went on to say:

Mostly, there are two types of returnees – the rich and the poor. There are those who have a stable economic status here and those who do not. For instance, there are some people who own a house or run a business but *decide to migrate to South Africa just because they want to go. For these types of people reintegration after migration is very easy as they can easily pick up from where they left and carry on. But for those who do not have such economical status, reintegration is very difficult.*⁵⁰

This Ethiopian returnee experience aligns with the ‘no preparedness’ category in Table 8, and provides anecdotal validation of this destitute returnee condition which is a likely determinant in variations of reintegration outcome success. The validity of intra-returnee groups will depend upon the characteristics and number of future returnees. Therefore, intra-returnee group definitions are suggestions that will need to be validated against actual returnee data.

5.2 Analytical framework for measuring reintegration

The measurement of reintegration is a complex problem: there is no single, univariate measure that is widely recognised. Like resilience measurement, reintegration is something that we all intuitively have a sense of what it might look like, but have to think carefully about how it might be reflected in both qualitative and quantitative data collections.

As outlined in Section 3.2, a range of analytical frameworks for measuring reintegration have been developed (see IASC Framework or ReDSS Durable Solutions Framework) and can provide a useful template for structuring context-specific measures of reintegration. However, work on reintegration indices continues to produce a range of alternative approaches, without obvious consolidation around one or two widely agreed-upon methodologies or indices.

During the scoping phase, we have reviewed the different available approaches to generating a reintegration index that have been employed to date, along with their strengths and weaknesses. A summary of this analysis is shown in Table 9.

⁵⁰ Interview with returnee, Ethiopia (July, 2020).

Table 9: Methodological approaches for deriving reintegration indices with their strengths and weaknesses

Analytical approach	Detail	Strengths	Weaknesses
<p>Expert-selected drivers of reintegration with fixed weights.</p> <p>(e.g. Reintegration Sustainability Index, Samuel Hall and IOM, 2017)</p>	<p>Combine identified drivers to generate a reintegration index. The weights for each driver can be expert-defined or informed by statistical reduction techniques such as factor or principal components analysis.</p> <p>An example of this is the Reintegration Sustainability Index (RSI) and its related survey (RSS) used by IOM in Assisted Voluntary Return programmes. Their expert weights were informed by a combination of principal components analysis, reviewed, and modified by expert consensus.</p>	<p>Definition of sustainable reintegration fixed. Universal fixed weights allow for easy interpretation of index values and development of standard operating procedures based on thresholds.</p> <p>Appropriate for standardised returnee tracking/case management.</p> <p>Reintegration sustainability index comparable over time.</p>	<p>Fixed weight models typically are applied across country programmes. As a consequence, the global weights and thresholds do not accommodate local variation, which is achieved through weighting driven by local data with additional context-specific indicators as local context demands.</p> <p>Instrument design with the sole purpose of tracking change in reintegration in a case study mode, rather than making any assessment of that reintegration relative to other non-returnee calibration cohorts. As a result, some questions in the RSS may not be equally responded to by non-migrant resident respondents, e.g., sense of belonging to community. See analysis from Somalia (in this document)</p> <p>Difference-in-difference analysis not available, as unlikely to be able to confidently enumerate the RSS with non-migrant resident respondents without bias. For example, perceptions of sense of belonging to community, sense of physical security and feeling of discrimination in country of origin are questions that non-migrant respondents may respond to with a</p>

			<p>very different priming experiences of security, discrimination and sense of belonging, particularly in contrast to those returnees who considered are returns of setback or crisis.</p>
<p>Use single measured reintegration proxy variable (e.g., by asking participants for their perception) – and use data correlation structures to determine weights (e.g Local Reintegration Index, LORI – IOM Somalia, 2020).</p>	<p>Use linear or logistic regression to determine the weights of drivers describing the variation in the univariate measure of reintegration (outcome variable).</p> <p>An example of this approach is LORI (IOM, 2020).</p> <p>The report includes a Quality Assurance Annex highlighting methodological challenges and recommending the use of <i>ex-anti</i>-conceptual frameworks to select explanatory variables would be</p>	<p>Multiple linear or logistic regression model, providing a straightforward interpretation of the explanatory variables (drivers of perception of local reintegration).</p> <p>Provides opportunity for a returnee's own perception of level of reintegration to be used as an outcome (dependent variable, and the analytical opportunity to explore differences in these drivers of perception of local reintegration across different returnee cohorts.</p>	<p>Relying on a single outcome variable to fully act as a proxy for a latent variable such as reintegration is challenging and risky. Very vulnerable to poor outcome variable selection leading to internal and external validity failures.</p> <p>Questions have to be chosen to be expected to be answered in the same way by both returnees and non-migrant resident respondents alike.</p> <p>Although not comparable over time when the regression model is run after each</p>

	preferable to statistical significance driven variable pruning.		<p>enumeration, baseline weights can be applied to subsequent observations, In parallel to recalibrating weights at $t > t_0$. Actionable insights may be forthcoming from comparing the changes in relative importance and weights over time, as well as considering the weights currently.</p> <p>Difference in differences analysis possible with modifications indicated above.</p> <p>Using a respondent's perception of reintegration as the dependent variable can result in greater social desirability bias affecting a respondent's declaration of perceptions of reintegration. Such bias may be motivated by under declaring their level of perceived reintegration in the hope that they receive greater assistance.</p>
--	---	--	---

<p>Predicting degree of similarity to non-migrant residents (e.g Samuel Hall, 2016).</p>	<p>An alternative to the challenge of choosing a single outcome to model reintegration is to model degree of similarity to non-migrant residents. Calibration of returnees' reintegration across multiple indicators in comparison to carefully chosen non-migrant residents is included in sustainable reintegration definitions.</p> <p>Appropriately chosen non-migrant residents encapsulates all the attributes of the non-migrant residents (assuming these respondents are suitably chosen/matched) that are impossible to capture in any other single indicator.</p> <p>An example of this is the MDI index developed by Samuel Hall in Afghanistan for UNHCR (Samuel Hall, 2016). While the calibration is against the local comparator of non-migrant resident respondents, this calibration does not have to include a desire to stay in this community and not remigrate.</p>	<p>The single outcome variable can be thought of as an embodiment of all aspects where the non-migrant resident population is better off compared to IDPs/returnees.</p> <p>Logistic regression can identify differences between non-migrant residents and returnees across all dimensions of reintegration.</p> <p>Interpretation lends itself to addressing multiple facets of reintegration programming, with a suitable framework of explanatory variables.</p>	<p>Questions chosen should be those that are expected to be answered in the same way by both returnees and non-migrant resident respondents alike.</p> <p>Although not comparable over time when the regression model is run after each enumeration, baseline weights can be applied to subsequent observations, In parallel to recalibrating weights at $t > t_0$. Actionable insights may be forthcoming from comparing the changes in relative importance and weights over time, as well as considering the weights currently.</p> <p>Urban matching may be more challenging than rural, as urban livelihoods tend to be more diverse than rural within similar spatial ranges.</p>
--	---	---	--

<p>Assume reintegration is a multidimensional latent (undefinable) variable, use the MIMIC model to determine weights for the reintegration index.</p>	<p>A multiple indicator multiple cause (MIMIC) model estimates an underlying latent, or unknown/unobservable, variable (for example the reintegration index) through more than one partial proxy. Combining these partial proxies into a regression approach results in an index that is 'reflective' of the partial proxies, hence these variables are known as 'reflective' indicators. Example reflective indicators might be satisfaction with current economic situation or participation in social activities.</p> <p>Formative indicators, the observed predictors or drivers of reintegration, are used to initially form the latent index that is modified to be reflective of the partial proxies. They can also be thought of as explanatory or independent variables. This constrains the data reduction process of the observed predictors to not just maximise their covariance, but also maximise the explanation of the variance in the latent variable proxies.</p> <p>An example of this approach, applied to calculating resilience indices is FAO RIMA 2 (FAO, 2016) used in the Impact Evaluation of DFID Somalia 2013–2017 Humanitarian Programme.⁵¹ Resilience and reintegration have several similarities; no single definition that lends itself to an unambiguous measurement and multiple dimensions of drivers thought to contribute to the latent outcome of resilience/reintegration.</p>	<p>Accommodates multiple measurable reintegration proxies with multiple reintegration drivers.</p> <p>Can easily accommodate additional drivers (formative indicators) and/or partial reintegration proxies (reflective indicators) to better reflect local context.</p> <p>MIMIC model provides indications of strong drivers of reintegration, not possible with the RSI as they already have fixed weights.</p> <p>RSI indicators can be used as reflective in MIMIC model. For example, candidate reflective indicators:</p> <ol style="list-style-type: none"> 1. Satisfaction with current economic situation. 2. Participation in social activities. 3. Strength of support network 4. Sense of belonging to community. 	<p>Statistically complex, therefore harder to explain and gain credibility with a larger audience.</p> <p>Although strictly not comparable over time when the MIMIC model is run after each enumeration, actionable insights may be forthcoming from comparing the changes in relative importance and weights over time, as well as considering the weights currently. Also, correlations in these sustainable reintegration indices over time will indicate the degree of variation among the observed population, and further investigation of the changing rank can highlight relative movements from one observation to another.</p>
--	--	--	--

⁵¹ Monitoring and Evaluation for the DFID Somalia 2013–2017 Humanitarian Programme (2019).

On the basis of this analysis, our approach will combine four different analytical frameworks for measuring reintegration:

1. The standard IOM reintegration sustainability index

The full RSI indexes are reliably calculated for returnees alone, as there are some questions that are not appropriate for non-migrant residents, or could be asked to non-migrant respondents but are likely to result in an answer not qualitatively comparable with that of the returnees.

2. Predicting degree of similarity to non-migrant residents

Carefully selected unmatched non-migrant resident respondents will provide a calibration group against which gaps in the index calculated through logistic regression are monitored over time. The explanatory variables for this modelling of similarity to non-migrant residents will be made up of indicators that are deemed equally appropriate for both returnee and non-migrant respondent alike.

It is expected at baseline that the indices generated from predicting the degree of similarity to non-migrant residents for the returnees will be significantly lower than those for the non-migrant residents. Yet if the programme is successful among a majority of the returnees, this gap in the distribution of the prediction index will narrow to a point where a certain cohort of returnees can now be considered statistically indiscernible from their matched non-migrant respondents. Hence the indicator set applied to these two groups will consist of RSS questions that are unbiased for non-migrant respondents along with other indicators guided by the other frameworks reviewed.

Correlating the RSI scores for returnees that become statistically indistinguishable from their corresponding non-migrant resident respondents provides an empirical basis for testing the validity of the 0.66 threshold above which returnees felt to be relatively sustainably integrated. It is possible that this empirical basis might suggest different RSI thresholds in different cohorts within different countries. This 0.66 threshold can similarly be validated against the univariate perception of reintegration.

3. MIMIC modelling

Multiple Indicator Multiple Cause (MIMIC) modelling is a statistical modelling approach in which multiple indicators can be used to reflect the influence of underlying factors (latent variables) which cannot or are not directly observed but are inferred through multiple observed predicative variables.

Depending on the indicator set, the MIMIC modelling can be applied to either returnees alone or returnees and non-migrant residents together. The added value of modelling together is it provides a common calculation of the latent reintegration index for both cohorts, which can then be disaggregated. Among the reflective (outcome) indicators in the model, a perception of reintegration asked directly of the returnee can be included for the returnee only modelling.

Depending on one alternative analytical framework to complement the RSI is risky at this time in the development of reintegration indices, where multiple methods are still being tried and tested, and no compelling consensus on standard methodologies has emerged.

The proposed combination of approaches aims to capitalise on the strengths of the different approaches whilst compensating for their weaknesses with complementary approaches. For example, in the case of predicting degree of similarity to non-migrant residents, poor selection of the non-migrant cohort, regardless of the weighting or covariate adjustments, will inevitably result in a degraded validity of the comparison with returnees. Alternatively, the MIMIC model is sensitive to the selection of the reflective (outcome) indicators (candidate reflective

indicators include satisfaction with current economic situation; level of trust in local institutions; sense of belonging within the community). Its unique selling point is that it allows the specification of more than one reflective indicator, however, suitable choice of these reflective indicators is critical. The MIMIC model could be run across all countries with the same reflective indicator set, but at a country-level, alternative versions of the MIMIC model could be used that include a different set of reflective indicators, along with the extra local contextualising formative indicators.

4. Drivers of respondent's perceptions of good levels of reintegration

This analytical framework is applied only to returnees, as perceptions of reintegration are not suitable to be asked of non-migrant resident respondents. Experience from the LORI index in Somalia indicated that IDP and returnees' perceptions of integration were as good if not better than those of the non-migrant residents. This is thought to be because of the priming experience of the migration period. The same explanatory variables set would be used to explain the binary logistic outcome of feeling well integrated. Results from this analytical framework can readily be compared with those from the logistic regression predicting degree of similarity to non-migrant residents, thereby providing to variants of logistic outcomes with the same explanatory variables set.

5.3 Timing bias – the W effect

The trajectory of a migrant returnee from being pre-migrant, a migrant and finally a returnee attempting reintegration has been characterised since the early 1960s as having an up-and-down or 'W' pattern (Gullahorn and Gullahorn, 1963). Samuel Hall / IOM (2017) applied this theory, mapping the experiences of returnees against the 'W' pattern. Figure 6 shows the reasons for the up-and-down pattern that were related to the economic dimension of reintegration. It can be seen from this diagram that the feeling of success/reintegration can be both very idiosyncratic and programmatic. However, when examining the psychosocial dimension, it appears to be even more dominated by idiosyncratic factors (Figure 7).

Figure 6: Economic dimensions of the W effect – colouring refers to different data sources / respondents (Samuel Hall / IOM, 2017)

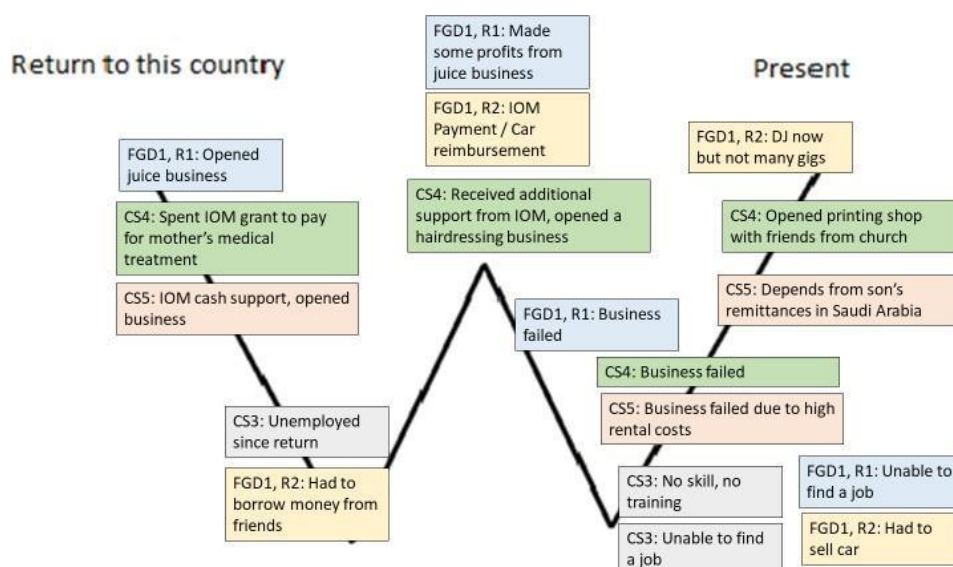
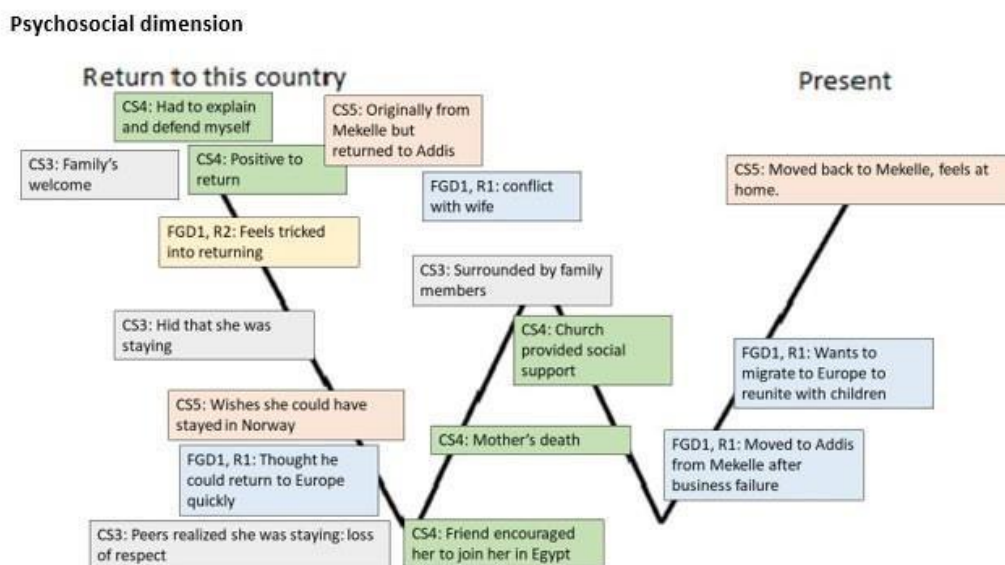


Figure 7: Psychosocial dimension of the W effect – colouring refers to different data sources / respondents (Samuel Hall / IOM, 2017)



Both these diagrams are taken from preliminary work that form the basis for the development of the Reintegration Sustainability Index.

Within the RSS core indicators there are perception indicators likely to be sensitive to current feelings of well-being and success in the reintegration process; for example, in the economic well-being dimension, the following RSS indicators are potentially very sensitive barometers of the returnees' overall success of reintegration and perception of that success:

- Satisfaction with current economic situation
- Frequency of food insecurity
- Financial inclusion
- Frequency of borrowing money
- Debt to spending ratio
- Participation in social activities
- Strength of support network
- Sense of belonging to community

5.3.1 Implications for IMPACT

The effects of 'ups and downs' in returnee well-being can have implications for the proposed evaluation design. It is important to consider how a relatively prescribed baseline–endline schedule can reduce sensitivity of enumerating during, or after a particularly positive or negative returnee experience. Recognising the complexity of this issue, IMPACT will include three complementary approaches that together will support the team to identify, understand and mitigate for the effects of the W pattern. Enumerating perceptions of the past will enable us to perform a sensitivity estimate on the timing of RSS+ enumeration; high frequency mini-surveys will enable us to better document the reasons for and frequency of ups and downs and in-depth qualitative research will give a more detailed understanding of the nature of returnee experience. The following sections provide further detail on these approaches.

5.3.1.1 *Enumerating perceptions of the past*

For those indicators that are felt to be more vulnerable to such highs and lows in the return/reintegration process, whenever perception questions are asked, one of two follow up questioning approaches could be considered:

1. What was the respondent's perception a month ago?
2. Ask the respondent how long they have had a particular perception. If the respondent's perception had changed recently ('recently' needs to be defined, possibly through piloting work), then what was their perception before that.

These two options will be evaluated during questionnaire piloting to determine which of these two approaches is more amenable to actually enumerate, and what recall reference period as appropriate. These two approaches would effectively allow two analyses where perceptions are an important outcome variable, such as the drivers of perception of reintegration. When these two analyses are compared, it would provide a sensitivity estimate of the timing of the RS + survey. Then the appropriate caveats can be attached to conclusions using these perceptions of reintegration if they are very temporary sensitive.

5.3.1.2 *High-frequency surveys to validate W pattern of returnee perceptions*

Employing a high frequency telephone panel survey with a sub-sample of returnees' post-enumeration of the RSS would give an opportunity to better document the nature and effects of the 'W pattern'. It is important to note that, as determinants of the ups-and-downs are often either idiosyncratic or the result of programme delays, the subsample approach would not be able to reliably predict ups-and-downs in the non-sampled respondents.

Unlike the seasonal fluctuations observed when monitoring agricultural and/or pastoral based livelihoods, where food security and other well-being indicators follow a predictable seasonal pattern, in the case of non-agricultural returnees, it would be surprising if there is a detectable signal of common periodicity to these ups and downs, over and above programme delivery shortfalls and idiosyncratic shocks and stresses. Consideration should be given to the risk of increasing respondent fatigue with repeated enumerations of the same questions, and therefore airtime recompense for completed surveys will be considered as a fatigue amelioration strategy.

5.3.1.3 *Qualitative investigation to better understand the nature of the W pattern for returnees*

In-depth qualitative case studies will provide a rich understanding of returnees' reintegration journey, their experiences and perceptions of the concept of reintegration. Qualitative interviews and oral histories will be used to better understand the W pattern, why and when returnees experience ups and downs during their journey. Insights from the qualitative work inform adaptation of the quantitative work and identify potential areas for further investigation. Qualitative investigation will help better understand if the overriding drivers of ups-and-downs are idiosyncratic; programme-related or a combination of both. Idiosyncratic reasons alone have little or no external validity and therefore cannot be extrapolated to a wider population. Programme-related changes, for instance arising from receiving assistance or from delivery failures, can ideally be understood from the monitoring data encoded appropriately into models. While this information may be challenging to incorporate in a meaningful way into the modelling, it will support the IMPACT team to better explain the findings, it may provide insights for the IOM programme to ameliorate the worst of these downturns.

5.4 RSS+ tool

The IOM RSS tool will provide a basic instrument for IMPACT. However, additional questions will need to be included to ensure a full data set and meet evaluative needs. The RSS+ tool will be developed based on information gathered in the current inception scoping phase and subsequent qualitative enquiry.

Additional questions will be drawn from:

- AVRR indicators included in other IOM institutional surveys
- Context-specific indicators
- Reflective indicators for the MIMIC model

5.4.1 AVR and RA indicators

In order to ensure a complete dataset, questions from the current compact AVR and RA surveys will need to be added to an RSS+ tool and enumerated for those respondents that did not answer these compact surveys previously. The increase in the number of questions will vary depending upon the services received by a particular returnee, but the base set of questions will add another 18 questions if neither the Compact AVR nor the Compact RA surveys have been enumerated. If both the Compact AVR and RA surveys have been enumerated, then these questions will not need to be repeated in the RSS+ and the only additional questions would therefore be those that are completely novel to the existing IOM data chain. This descriptive data is vital for the identification of returnee cohorts and intra-returnee comparisons for the internal programme natural experiments and to provide indicators for our modelling approach. These specific questions are outlined below.

5.4.1.1 RSS+ baseline

The following questions would be included at baseline.

- **Compact AVR Q2:** Would you have considered returning voluntarily without knowing that IOM could provide assistance?
- **Compact AVR Q5:** Looking back, do you feel you had sufficient information to make the decision to return?
- **New question:** Did you feel any pressure to return during your decision-making process?
- **Compact AVR Q9:** Did you feel that your return was timely? In the sense that neither you felt that you waited too long to return nor that the return happened too fast.
- **Compact AVR Q15:** Did you receive assistance upon arrival?
- **Compact AVR Q22:** If a friend of yours was in a similar situation like you were, would you recommend to them to contact IOM?

5.4.1.2 RSS+ endline

The Compact RA survey contains multiple sections related to services received (see services listed below). To streamline enumeration, the services received by the returnee will be loaded into the CSV lookup file for the ODK XLSForm enabling appropriate service questions to be identified automatically, ensuring the relevant sections of services received are enumerated to the returnee.

Non-service specific questions

- **Compact RA Preliminary question:** Length of absence from country of origin (in years) [enter 0 if less than one year]
- **Compact RA Q4:** How long did it take from the moment you returned until you received your reintegration assistance (or its first provision)?
- **Compact RA Q5:** Do you think that too much time had passed between your return and the moment you received reintegration support?
- **Compact RA Q6:** Have you encountered any problem with the provision of reintegration support?
- **Compact RA Q7:** Did reintegration assistance match your expectations? Did you receive the support you were expecting?
- **Compact RA Q8:** How satisfied were you with the reintegration support overall?

Service specific questions from the Compact RA survey

The Compact RA survey repeats a number of similar questions related to services and support received by the returnees at the time of enumeration covering the following areas:

1. Medical assistance
2. Housing assistance
3. Psychosocial support
4. Childcare
5. Education for dependent children
6. Education of returnee
7. Vocational training
8. Job placement
9. Microbusiness

A reduced number of questions from the Compact RA survey would be applied to any section relevant for that returnee presented in the general form below for brevity:

1. What services / support they received.
2. Did the returnee feel that the support / service improved their situation / reintegration/ career?
3. Level of satisfaction with that service/support.
4. Indication of outstanding or unmet need for that service/support.

Life satisfaction and future plans from the Compact RA survey

All questions in Section 3: life satisfaction and future plans of the Compact RA survey are to be enumerated. These are as follows:

1. Do you consider that the decision to return was a good decision?
2. How satisfied are you with your overall situation?
3. What are your long-term goals and plans?

3a. If remigration identified above:

Did you already take steps to remigrate?

4. What could be done better?

The data component that is absent from the data chain is the data collected during the pre-departure phase, yet it is highlighted as an important set of data to provide improved tailoring of the post-arrival IOM support (Samuel Hall / IOM, 2017). Completing the data chain with this pre-departure information potentially could provide a stronger basis for cohort identification and analytical opportunities for identifying profiles of successful returnees. It could also be a source of important locally context-specific indicators. However, due to the high volume of returnees being processed by IOM offices in the countries of migration providing extra information on the pre-departure returnee experience is not currently possible.

This almost complete absence of any indicators that talk to pre-departure and pre-return capitals of the returnee (human, economic, social) is brought into contrast by the reintegration framework analysis, completed during this inception phase. This is a compilation of reintegration analytical frameworks and compares them with the RSS. Several of these other frameworks (Demel, 2015; Koser and Kuschminder, 2015) include indicators on various capitals (economic, human, social assets) that the returnee had before migrating, decision-making factors for migrating and experiences in the destination country. Currently the interviews with the returnee networks are hoped to elaborate whether indicators referring back to these experiences prior to return have explanatory power in describing the variation in success of reintegration. These variables reflecting the capitals will be constructed to accommodate no increase or a deterioration in capitals caused by unsuccessful or interrupted migration.

In the future, when complete enumeration of the Compact RA and AVR is implemented and data linkages are consistent, it may not be necessary to include these additional variables in the RSS+ survey tool.

Remembering that the Compact RA survey comes after the expected enumeration of the baseline RSS, matching of enumeration between the Compact RA and the RSS endline would occur for the endline only. Therefore, extra questions for the RSStool for the purpose of IMPACT are contingent on the returnee's previous enumeration history.

Context-specific indicators

The importance of additional country-specific scores is emphasised by Samuel Hall/IOM (2017a):

Country-specific scores can be deployed in addition to (and not as a replacement for) the global scoring system based on the capacities and needs of IOM country offices. While both scoring systems can be used by case managers to understand how an individual is reintegrating, the context-based approach offers a better measure of how the individual reintegrates relative to the country conditions they face.

In the annex to the background report on the work for generating the RSS, Samuel Hall provides details of the methodology for adapting the RSS global weights to better suit the local context (Samuel Hall, 2017a). It should be noted that this methodology is limited to adjusting the weights of the existing indicators within the RSI, rather than adding new ones.

When including a non-migrant resident cohort within the model the following criterion should be used for indicator selection:

Variables must be applicable to both non-migrant residents and returnees. This is important because certain questions can be interpreted and answered in different ways by host communities and returnee cohorts. Returnees are likely to be significantly primed by their recent migration journey and return which inevitably are very different to those of their non-migrant compatriots.

Variables of the same type must be relatively independent, with low correlation between any two variables included in the model.⁵² A second criterion is desirable:

Variables should be explanatory, with marked differences in their distributions between host communities, IDPs and returnees at baseline.

Although the second criterion is desirable it is anticipated that the explanatory nature of the variables may change over time; it is conceivable that at baseline a variable is not highly explanatory between the cohorts but could become an important discriminating variable later. Therefore, it is advisable to use frameworks to guide the indicator selection together with the first two criteria. It is also sensible to explore the second criterion during exploratory analysis, but not make it an absolute requirement.

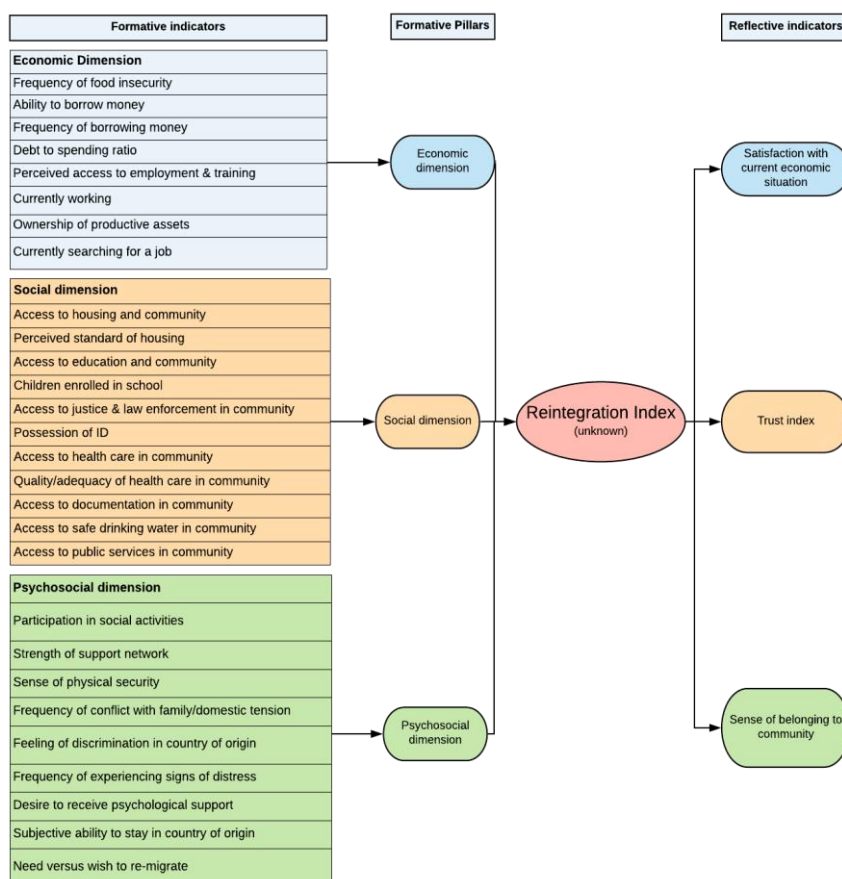
Qualitative work combined with further key informant interviews and a literature review will be the basis for determining country-specific or subnational-specific indicators that are relevant for inclusion in the RSS+ tool. For example, reviewing the MDI Index built by Samuel Hall for Afghanistan (Samuel Hall, 2017b), the initial pilot work for the development of the RSI and MESH's initial analysis of the Local Reintegration Index (LORI) in Somalia could provide a basis for crosschecking frameworks against indicators across these instruments, along with other frameworks reviewed in this inception period (see Section 3.2). We have already completed a literature review component and comparison of frameworks for measuring reintegration which will be used as a crosschecking list when selecting indicators beyond those within the survey instruments currently in use.

Reflective indicators for the MIMIC model

Figure 8 is a draft reconfiguration of the RSI as a MIMIC analytical framework. For the MIMIC model, **formative indicators** are mostly drivers for reintegration, specifically aspects which can be changed in the timeframe of the IMPACT period (i.e., related to programme activities).

⁵² Note that if the MIMIC methodology includes an initial factor analysis step to reduce variables for each of the three pillars then this criterion is not applicable.

Figure 8: Draft reconfiguration of Reintegration Sustainability Index as a MIMIC analytical framework



Formative (explanatory) indicators will also include additional demographic characteristics which may influence reintegration such as the household head's education level. **Reflective indicators** are observable proxy indicators for the latent variable (sustainable reintegration).

As an initial guiding principle there is one reflective indicator for each of the three pillars (preferable but not mandatory). Therefore, the RSI indicators were divided between formative and reflective indicators, with one reflective indicator for each of the three dimensions. Only the social dimension did not immediately lend itself to a single reflective indicator.

In Figure 8, a trust index is proposed which is the score of aggregate trust across a number of institutions. Current work ongoing with the Danwadaag IOM reintegration modelling in Somalia showed a surprisingly strong explanatory variable in a logistic linear regression of perceptions of local reintegration and trust in local institutions⁵³ when only IDPs and returnees were included in the model. Once non-migrant residents were added, the significance of this trust indicator disappeared. On average non-migrant respondents had a lower level of trust in local institutions than IDPs or returnees. The assumption is that IDPs and returnees have been primed by their recent international or within-country migration. They have a relatively higher level of trust and confidence in local institutions than of those in their previous location.

Therefore, this is a very cautionary tale in ensuring criterion 1 above, that is, 'variables must be applicable to all cohorts i.e. non-migrant respondents and returnees alike when including non-

⁵³ This trust index was simply the sum of the binary variables created where the respondent says they have sufficient or a great deal of trust in: health system (hospitals, health centre, physicians); secular education system (schools, high schools, teachers); justice system (customary law); public security services (police, armed forces); mosques/religious community; local authorities/government; financial institutions.

migrant respondents in the same model'. Therefore, the MIMIC model as it is currently configured in Figure 8 may be appropriate for modelling factors driving sustainable reintegration within the returnee community, but not appropriate for modelling across returnees and non-migrant residents. This does not prevent a second definition of a MIMIC model where all indicators are felt to be relatively unbiased when answered by both returnees and non-migrant resident respondents.

5.4.2 Consistently strong formative indicators in MIMIC model become candidates for additions to RSI

Building on this hypothetical particular example, if trust in local institutions is being tested in the expanded questionnaire, and its coefficients within the MIMIC modelling are found to be consistently large across the three countries and subnational stratum within countries (modelling only returnees without host communities), then this would be a case for considering it as an additional indicator to be added to the RSI.

The remaining challenge would be how to determine a standard weight that could be applied across all countries. This would have to be informed by the relative power of the trust formative indicator in comparison to other standard RSI indicators across the three countries and an expert consensus built around its fixed weight. Samuel Hall provides guidelines for adjusting indicator weights in one of the annexes to the document. This may be ambitious, and maybe the best approach is to leave the two indices (RSS and MIMIC enhanced with locally relevant indicators) to represent different aspects of progress towards reintegration and allow local analysts to extract analytical insights from both appropriately.

5.4.3 Identification of reintegration drivers through modelling of similarity to non-migrant residents and MIMIC modelling

Our hybrid design will draw on both modelling approaches described above, that is, predicting the degree of similarity to non-migrant residents and the MIMIC modelling. Examples of expected outputs of this work can be found in Annex F.

Both of these approaches will allow for the RSS indicators to be tested in another analytical framework, either largely on their own or augmented by additional indicators to reflect the local context. *The weights of the indicators derived from either predicting degree of similarity to non-migrant residents or returnee's perception of local reintegration provide two views of drivers of reintegration.* The deltas between the RSI and the two alternate analytical paradigms can be interrogated for actionable insights above those provided directly by the RSI alone. The change in the RSI standard weights when modelled with additional local indicators will be a measure of the robustness of the standard RSI indicators/weights across contexts. These local contextual models can be analysed at a subnational level in two dimensions, geographically or by returnee cohort type.

5.5 Sampling

5.5.1 Returnee sampling

The sampling strategy will be driven by the number of returnee cohorts of interest identified within the returnee population and the flux of assisted returnees during the IMPACT period. Given there will likely be high levels of attrition during the IMPACT period and the relatively small numbers of enumerated returnees in the programme, *ex ante* sampling may result in endline recruitment being too small for robust analysis.

Also, it is possible that cohorts of interest may emerge during the IMPACT period that were not anticipated at the outset. If the population of new returnees is relatively small, and survey

resources available, then the most effective strategy would be to attempt a full enumeration at the baseline, providing the greatest insurance against attrition and an opportunity for robust analysis disaggregated by emergent cohorts.

If it is not possible to enumerate all new returnees, then a sampling strategy will be implemented. Table 10 and Figure 9 present results from sample size scenarios generated from Pass 2008 software. The sample sizes for each group represents either the number of returnees or non-migrant residents, as it is a balanced design, where the number of returnees is equal to the number of non-migrant residents.

The precision of sample scenarios presented ranges from:

1. 95% confidence to observe a real 5% effect difference in one direction (one tail test) with
2. 0.7 correlation between baseline and endline observations ($n=1051$)
3. 90% confidence to observe a real 10% effect difference in one direction (one tail test) with a 0.5 correlation between baseline and endline observations ($n=169$)

Note that the greater the correlation of key indicators between baseline and endline for a respondent, the greater the number of observations required to achieve the required sample size based on the assumption that each observation is independent. This can actually be calculated from returnees that have completed both baseline and endline RSS enumerations.

The test is a one-tailed test because it is assumed that baseline and endline returnees will be scoring less than the non-migrant resident respondents and therefore it is statistically efficient to dedicate all of the survey observations to this one directional contrast, rather than the two-way contrast with contingency for returnees scoring higher than non-migrant resident respondents. Also, when comparing baseline and endline, once again it is assumed that the endline will result in a better score than the baseline, hence a one-tailed test is again appropriate and efficient.

While we do not currently have data on non-migrant resident respondents, comparing endline/baseline differences from existing data will provide a guide of the expected level of change in RSS scores over the baseline–endline observation period. This will guide the appropriate level of precision required to identify minimum expected differences. Minimum level of detectable change in key indicators, RSI for example, will also be discussed with IOM staff. There is little point in oversampling to provide statistical confidence in a very small difference in baseline–endline RSI if that is not felt to be a meaningful change.

Three further elements of the sampling strategy have not been included in the calculations in Table 10 and Figure 9; attrition rate, number of *ex ante* cohorts and design effect correction for small populations (finite population correction factor). All need to be considered before arriving at a final sample size.

The attrition rate is the anticipated proportion of respondents enumerated at using the RSS+ at baseline that are not re-contactable at the time of the RSS+ survey endline enumeration. The existing microdata on the RSS baseline/endline, once available, would be the first source of data to estimate the attrition rate. This would be a minimum attrition rate used. Sample size will be increased to ensure that the effects of attrition do not impact the planned analysis.

Identification of returnee cohorts within country *ex -ante* will further increase the base sample size by the number of cohorts, assuming that each of these cohorts is to be investigated with the same precision as the overall sample without any cohorts.

Design effect is the statistical inefficiency that occurs when clustered samples are taken rather than simple random samples. The clustering of returnees varies significantly and therefore

using previous data to estimate a robust design effect may be challenging. In standard surveys, where there are no previous data to provide a basis for estimating cluster effect for key outcome variables, general practice is to take a value of two. A design effect of two requires the initial sample size estimate, that is, those in Table 10, to be multiplied by the cluster effect to compensate for the suspected similarity of key indicators within a geographic cluster. In a sense this new number can now be thought of as the number of observations required to get the statistical equivalent of the original number drawn from a simple random sample without statistical inefficiency of clustering. In the case where a full enumeration is undertaken, that is, no sampling, the design effect is not applied.

The sample calculations presented in Table 10 and Figure 9 assume an infinitely large population. When the actual population of returnees is below 1,000, then the sample size needed to reach a prescribed level of precision reduces significantly. Clearly it is not possible to have a sample greater than the population available, but while the required sample size reduces for small populations, this sample still represents a greater proportion of that population. However, there are potential sample size economies to be made once the size of the returnee cohort to be observed is known, unless the overall population is in the thousands.

Inevitably the final decision on sample size at baseline is a trade-off of multiple competing factors that will all have to be carefully enumerated and considered. Depending on number of returnees to be considered, survey resources, the number of cohorts within each country, estimates of attrition rate and design effect, final decisions on sample sizes will be made in discussion with IOM Regional Office.

Figure 9: Sample size options based on figures in Table 10

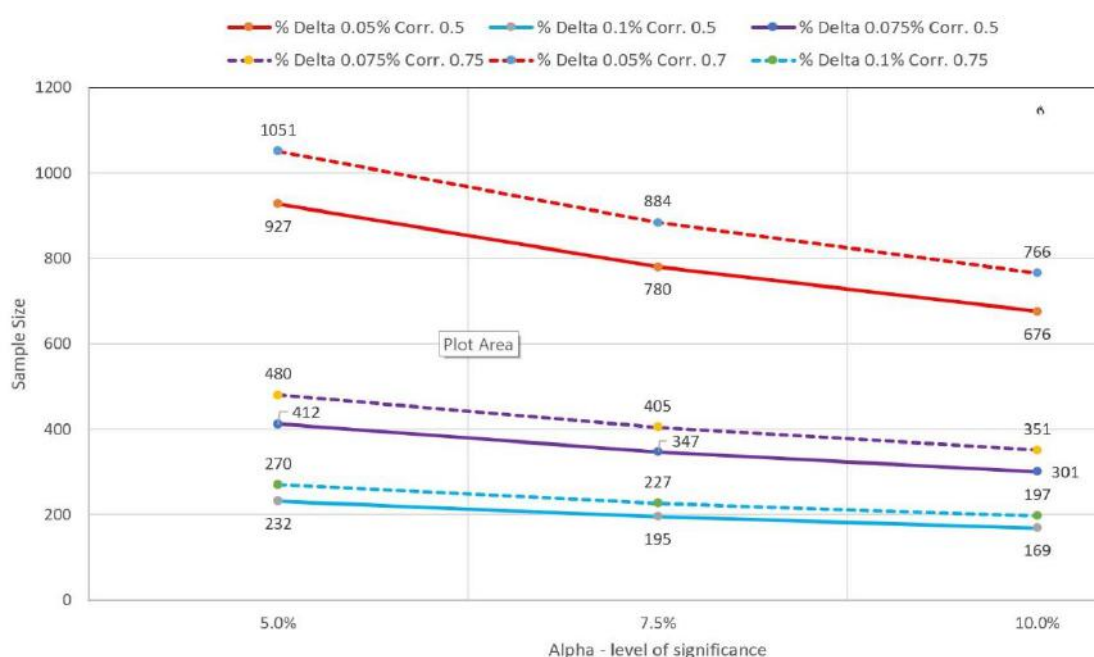


Table 10: Sample size calculation results test for two proportions in a repeated measures design

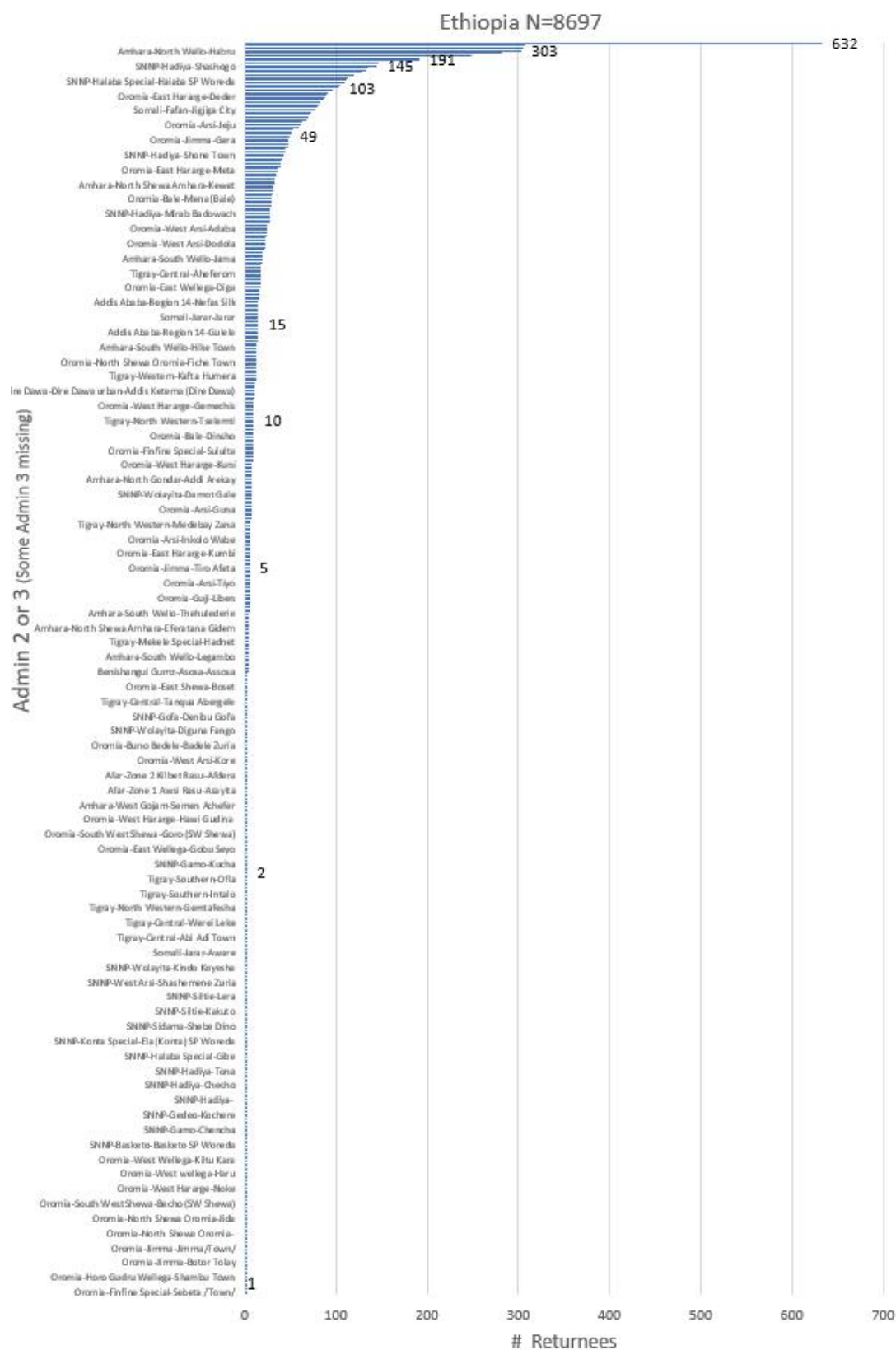
Power	Sample size	Time points	Group 1 prop	Group 2 prop	Auto corr.	Alpha	Beta	% Delta	Legend label
0.80014	927	2	0.475	0.525	0.5	5.0%	0.19986	0.05	% Delta 0.05% Corr. 0.5
0.80001	780	2	0.475	0.525	0.5	7.5%	0.19999	0.05	% Delta 0.05% Corr. 0.5
0.80012	676	2	0.475	0.525	0.5	10.0%	0.19988	0.05	% Delta 0.05% Corr. 0.5
0.80027	1,051	2	0.475	0.525	0.7	5.0%	0.19973	0.05	% Delta 0.05% Corr. 0.7
0.80001	884	2	0.475	0.525	0.7	7.5%	0.19999	0.05	% Delta 0.05% Corr. 0.7
0.80007	766	2	0.475	0.525	0.7	10.0%	0.19993	0.05	% Delta 0.05% Corr. 0.7
0.80137	232	2	0.45	0.55	0.5	5.0%	0.19863	0.10	% Delta 0.1% Corr. 0.5
0.80072	195	2	0.45	0.55	0.5	7.5%	0.19928	0.10	% Delta 0.1% Corr. 0.5
0.80072	169	2	0.45	0.55	0.5	10.0%	0.19928	0.10	% Delta 0.1% Corr. 0.5
0.80052	270	2	0.45	0.55	0.75	5.0%	0.19948	0.10	% Delta 0.1% Corr. 0.75
0.80002	227	2	0.45	0.55	0.75	7.5%	0.19998	0.10	% Delta 0.1% Corr. 0.75
0.80047	197	2	0.45	0.55	0.75	10.0%	0.19953	0.10	% Delta 0.1% Corr. 0.75
0.8005	412	2	0.463	0.538	0.5	5.0%	0.1995	0.075	% Delta 0.075% Corr. 0.5
0.80062	347	2	0.463	0.538	0.5	7.5%	0.19938	0.075	% Delta 0.075% Corr. 0.5
0.80092	301	2	0.463	0.538	0.5	10.0%	0.19908	0.075	% Delta 0.075% Corr. 0.5
0.80002	480	2	0.463	0.538	0.75	5.0%	0.19998	0.075	% Delta 0.075% Corr. 0.75
0.80075	405	2	0.463	0.538	0.75	7.5%	0.19925	0.075	% Delta 0.075% Corr. 0.75
0.80078	351	2	0.463	0.538	0.75	10.0%	0.19922	0.075	% Delta 0.075% Corr. 0.75

Past sampling strategies employed across the different IOM programme monitoring and evaluation data collection activities (see Table 2) have been determined by resource availability and dependent on the number of arriving at a specific point in time. There has been no ambition to create panels of returnees with observations across all three institutional surveys. For the flux of returnees during the IMPACT period, there will be the ambition to create panels where returnees are observed through all instruments. This will provide the widest empirical basis for validating the RSS and populating explanatory variables in the other modelling approaches. Failing this, the RSS+ baseline and endline survey will enumerate key indicators from the Compact AVR and the RA surveys, with any new additional indicators not in these instruments (see Section 5.4).

5.5.2 Non-migrant resident calibration cohort sampling

The appropriate non-migrant respondents will have to be chosen at the point of enumeration of the RSS+ at baseline. As indicated previously, criteria for matching on demographic/educational characteristics as well as spatial eligibility criteria will be identified. The distribution of returnee spatially is currently partially unknown but understood to vary between dense urban resettlement areas to sparse rural communities. So far, we have different resolutions on the location of the returnees' reintegration community (Figure 10, Figure 11, Figure 12 – data from programme data) Ethiopia administrative level 2 and 3, Somalia administrative level 1 or 2, and Sudan administrative level 2 and 3. For successful construction of the relevant non-migrant resident calibration cohorts, data on the community location of returnees once they have settled will be important for devising an appropriate non-migrant sampling scheme.

Figure 10: Number of returnees living in administrative level 2 or 3 (Woreda), Ethiopia (N=8697)



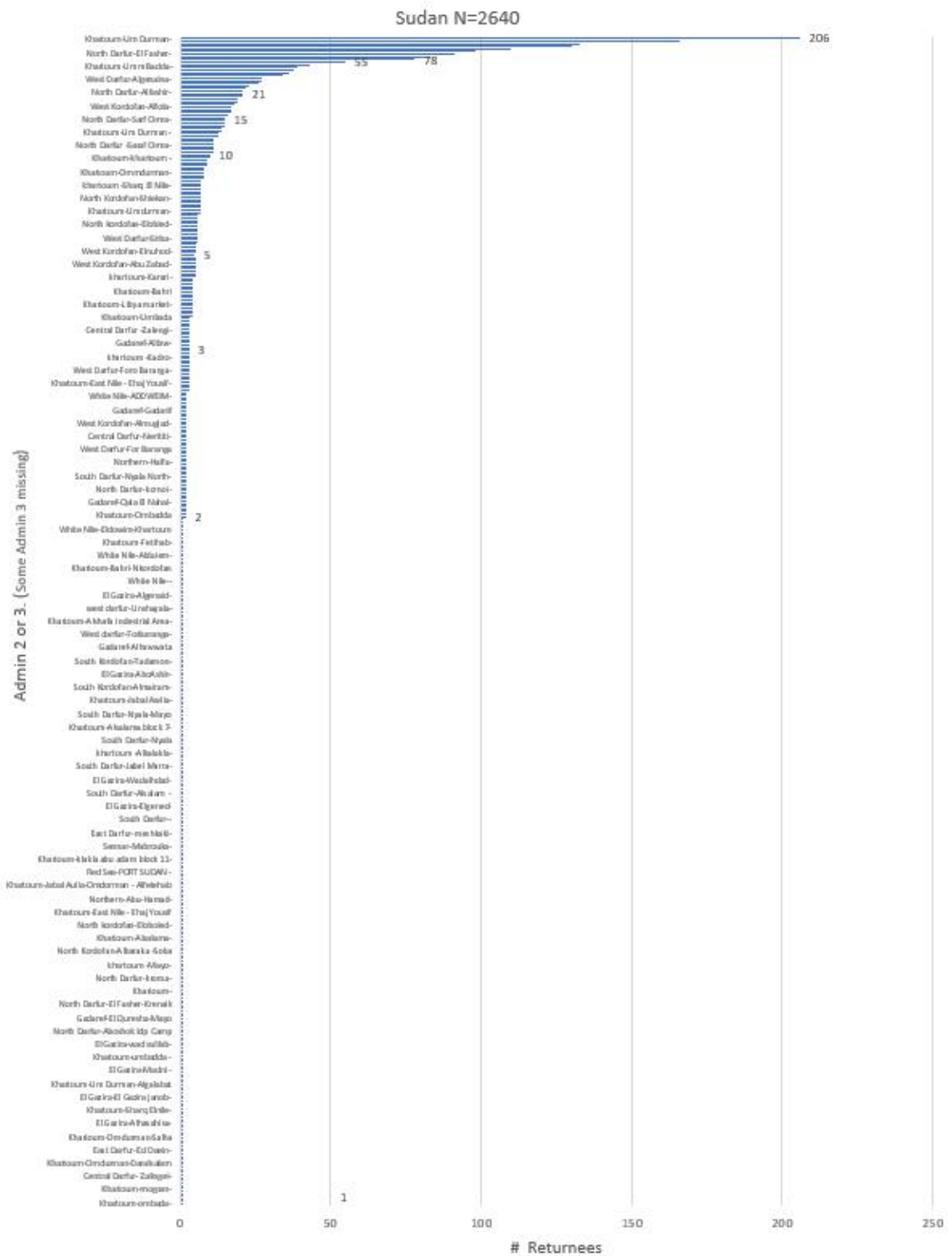
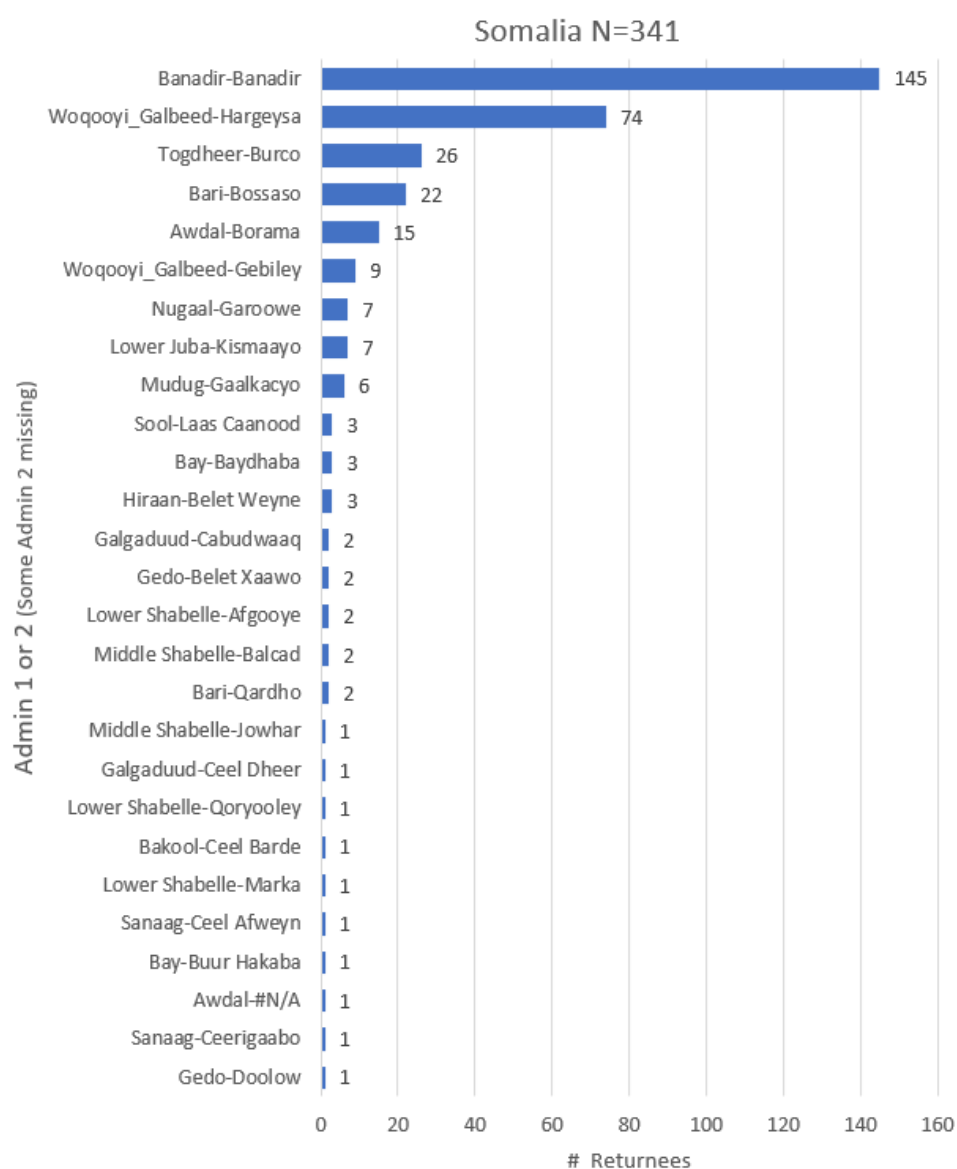


Figure 12: Number of returnees living in administrative level 1 or 2 (District) – Somalia (N=341)



5.5.3 Community-level indicators

Community programmes potentially have an important role in assuaging issues of stigmatisation for recently returned returnees. To quote just one recent Ethiopian male returnee interviewed during this inception period:

The main problem with the reintegration process is not that the community rejects them, but it is more the returnees won't feel at home because of the many difficult situations they have been through and that of the financial burden they are in. Therefore, having a common project where the returnees can come together and help the community and vice versa will help create a sense of belongingness and purpose in the returnees

themselves rather than the very individualistic approach they [the returnees] have been taking.⁵⁴

While the individual indicators are monitored through the M&E data chain primarily designed for case management of an individual returnee, community indicators can be included to test whether successful community programmes have an influence on more successful reintegration of those returnees within these communities. Qualitative work can validate the value of these and help define which common characteristic of these community programmes can be captured across a range of different types of community support activities.

5.6 Data collection

5.6.1 Returnee enumeration

Enumeration of the Compact AVR, Compact RA and RSS+ at baseline and endline for all returnees will remain the responsibility of the IOM teams and externally contracted enumerators throughout the period of IMPACT. The IMPACT team will support in training of enumerators and data quality checks (see Section 8.1). We will review data in real-time, providing feedback on quality issues identified to support enumeration teams to improve quality.

5.6.2 Retrospective enumeration

If the flux of new returnees post-COVID-19 is very low or zero in the IMPACT period, then consideration can turn to the existing returnee cohorts as a basis for generating insights. For those returnees that have arrived before the COVID-19 lockdown, but have been recently enumerated with the baseline RSS, these cohorts could be recruited for the additional element of the baseline RSS+ tool proposed here – retrospectively gathering data on sections of the survey that had not been already enumerated. If they have not been enumerated with the RSS baseline, then they can be recruited for the full baseline RSS+ survey retrospectively. Both these cohorts could then be re-enumerated at the appropriate time for endline RSS+ enumeration. The issue with extending the eligibility date further into the past will likely be vulnerable to increasingly deteriorating recall from the respondents, particularly in relation to important perception questions that they would have had at the time of the baseline RSS enumeration.

5.6.2.1 Testing real-time versus retrospective enumeration for perceptions

Given that there are returnees with RSI baseline data, a small pilot could be conducted to repeat a subset of the RSI questions, probably focusing on perceptions, for returnees that have already been enumerated with the baseline. The focus on perceptions is because they are thought to be more temporally sensitive than quantitative responses. These baseline perception responses would be compiled into a file that the questionnaire could use to pull in the responses from the normally timed (original) enumeration. The perception question can be asked again and if there is a significant difference in the two perceptions, respondents could be asked for possible reasons for this perception change between the previous enumeration and the second with a longer recall period.

Possible finding of the difference between normal and distant recall from this pilot could include:

⁵⁴ Interview with returnee 3, Ethiopia (6 July 2020).

- Little or no significant change between perceptions at normal timing and more distant recall.
- Significant deviations, but across the sample, these deviations are reasonably balanced in both directions of the change, resulting in little overall change in the average perception.
- Significant deviations but predominantly in one direction, resulting in a significant difference in average perception.

The first two outcomes would be encouraging in terms of the value of the distant recall. The third outcome would be potentially more troubling, but depending on the reasons given for the delta, even if this was expanded to a larger cohort, they could be presented separately with data caveats.

The pilot could be expanded to test normal and distant recall for other tools and questions that are part of the IOM institutional surveys but not included in the RSS and hence need to be enumerated to fully populate models. Again, if the responses are encouraging it could provide a way of filling in gaps in the historical data that would improve the degree of completeness of enumeration across IOM's instruments, and provide a greater justification for investing in historical data analysis, augmented by distant recall where necessary.

5.6.3 Using vulnerability assessment data

IMPACT will potentially use indicators from all monitoring and evaluation instruments that IOM applies to this joint initiative programme. To maximise the value of the historical dataset, scraping of all variables enumerated outside of the RSS that are required for one or more model frameworks, will be carried out in the implementation phase. Where data are missing, they will be added to either a baseline or endline RSS as appropriate. The robustness of these additional questions, added to compensate for missing prior instruments, will be informed by the retrospective enumeration test described in 5.6.2.1. Once IOM notifies us that the historical data is as complete as possible with consistent MiMOSA number referencing, appropriate strategies for maximising the analytical potential of the historical data will be developed, including scraping and retro enumeration.

One data instrument that is not yet digitally available is the vulnerability assessment. While there is a global standard instrument that is captured on paper and entered into the MiMOSA, each country has developed its own context-specific indicators and scoring system that determine whether returnees are eligible for complementary reintegration support. The global instrument may not always be suited to capturing country of origin specific vulnerabilities. Table 11 summarises the current availability for the vulnerability assessment characteristics for Ethiopia and Sudan.

Table 11: Vulnerability assessment summary in Ethiopia and Sudan

Vulnerability type covariate/idiosyncratic	Ethiopian vulnerability assessment criteria	Sudanese vulnerability assessment criteria
Migration route specific vulnerabilities (covariate)	Returnees stranded in Djibouti not so vulnerable because only crossed a border. Those in Yemen have been in prison or have been tortured, resulting in trauma and medical issues.	Returns from Libya and Yemen are in the most vulnerable category for IOM. Those from Egypt/Niger – vulnerabilities are idiosyncratic.
Individual vulnerabilities (idiosyncratic)		1.Female-headed households 2.Unaccompanied minors 3.Disability 4.Medical issues 5.Mental health issues

Vulnerability assessment instruments, both standard or country modified, have the potential to provide indicators to form a basis for sub-national cohorts and creation of variables to explain variation in reintegration include the following:⁵⁵

Employment/Livelihood prior to migration

- ☐ Accommodation and food service activities
 - ☐ Activities of extraterritorial organizations and bodies
 - ☐ Administrative and support service activities, including cleaning, landscape care, and other services to buildings
 - ☐ Agriculture, forestry and fishing
 - ☐ Arts, entertainment and recreation
 - ☐ Construction
 - ☐ Domestic work; activities of households as employers; goods- and services-producing activities of households for own use
 - ☐ Education
 - ☐ Electricity, gas, steam and air conditioning supply
 - ☐ Financial and insurance activities
 - ☐ Human health and social work activities

- ☐ Information and communication
 - ☐ Manufacturing
 - ☐ Mining and quarrying
 - ☐ Other service activities, including washing / (dry-)cleaning of clothes, hairdressing and other beauty treatment
 - ☐ Professional, scientific and technical activities
 - ☐ Public administration and defence; compulsory social security
 - ☐ Real estate activities
 - ☐ Transportation and storage
 - ☐ Water supply; sewerage, waste management and remediation activities
 - ☐ Wholesale and retail trade; repair of motor vehicles and motorcycles

Intended Destination

Country

Local Area

Contextual Indicators: vulnerability to violence, exploitation, and abuse screening

- ☐ Sex or gender
- ☐ Age
- ☐ Race / Ethnicity
- ☐ Religion
- ☐ Sexual Orientation
- ☐ Family Structure

Has the individual experienced any of the following either before or during your migration process? Select all that apply.

- ☐ Violence at Home
 - ☐ Violence in the Community
 - ☐ Sexual Exploitation

- ☐ Forced Labor
 - ☐ Violation of Rights
 - ☐ Denial of Services

Is the individual a member of a marginalised racial, ethnic, religious, linguistic or other group (such as caste) in the community to which they intend to travel?

- ☐ Yes ☐ No ☐ Unknown

Does the individual have access to sufficient resources to fulfill his/her basic needs (food and shelter)?

- ☐ Yes ☐ No ☐ Unknown

⁵⁵ Please note the following screenshots have been taken from the MiMOSA AVM form

Therefore, it would be preferable if these vulnerability assessment data were available. Any non-digital, should be scraped from the appropriate sources. These data will be particularly important if a large part of IMPACT has to rely on a retrospective analysis of returnees that have already returned to their country of origin.

5.6.4 Identifying and recruiting the non-migrant resident calibration cohort

Validating and discovering relevant indicators for conducting matching will form part of initial qualitative work at the returnee/non-migrant resident level. Criteria on demographic/educational

characteristics as well as spatial eligibility will be identified. This step is absolutely crucial to ensure that comparative results between returnees and non-migrant residents are selected within defined eligibility criteria and spatial boundaries.

Following enumeration of the first cohort of returnees, data will be reviewed to identify the matching criteria. A protocol will be designed outlining approaches to non-migrant resident selection. This protocol will ideally remain consistent throughout the evaluation, but the indicators selected will be driven at each stage by the context and characteristics of the returnee population. As new returnee cohorts arrive and the RSS+ enumerated, indicators for non-migrant resident data collection will be updated to optimise matching.

Ideally, processes for identifying appropriate non-migrant respondents would be carried out face to face. Recruiting a suitable group of non-migrant resident respondents in a situation where interactions are limited due to COVID-19 will be more complex. In fact, the IMPACT team is currently unaware of any previous work that has attempted to contrast this type of group remotely.

Given that the COVID-19 infections are likely to continue increasing during the first part of the evaluation period at the very least, we have explored creative ways for overcoming such constraints should they manifest.

Our proposed option would be to recruit returnees to identify suitable non-migrant resident respondents in their own communities. Returnees would be remunerated for providing a number of non-migrant resident contact numbers (with prior consent). An initial screening call would be carried out to assess eligibility followed by full enumeration of the survey for eligible cases. Two elements of this procedure need to be carefully specified to implement a valid remote returnee enumeration process:

1. The choice of criteria for eligibility for host communities to be considered.
2. The definition of the catchment area within non-migrant residents would be eligible for selection.

As mentioned above, this is not a well validated process and could present risks. Beyond the clear advantage of being able to identify and enumerate a host calibration cohort remotely, this process is likely to yield a well-matched calibration group as returnee contacts would be living in similar environments and experiencing similar conditions. Matching is linked clearly to the characteristics of the returnee which solves a broader problem of identifying individuals.

Difficulties in verification of suitability of respondents is a particular disadvantage. Careful triage processes can help minimise this risk. Furthermore, a short field validation exercise could be carried out when COVID-19 restrictions ease to verify that the information received was correct for a sample of non-migrant residents. Should this demonstrate the approach to be ineffective, then it would be necessary to revert to a more traditional approach as soon as restrictions allow. An additional ethical consideration requires some attention – it would be

necessary to ensure that the recruitment process do not encourage returnees to directly contact non-migrant members if this is against the COVID-19 measures in place at a specific location.

5.6.4.1 Remuneration for non-migrant resident participation

Recruiting respondents who do not benefit from an intervention is always a challenge in a panel impact evaluation methodology, with attrition being a significant issue. Often it is argued that participation of a nonexposed cohort can lead to improved programming in the future, and that this cohort might seek to benefit from these improvements. This is clearly not possible in this case. Therefore, it is not unreasonable to consider remuneration (most conveniently provided in the form of airtime) for two groups:

1. Returnees successfully identifying non-migrant residents.
2. Non-migrant residents who complete baseline and/or endline RSS+. This remuneration would likely reduce non-migrant resident baseline–endline attrition, providing an opportunity for the presence of returnees in a host respondents community to have resulted in a small real benefit. Possibly making a small contribution to improving non-migrant resident perceptions of returnees.

During the piloting and implementation phase, these options will be further examined, discussing the potential pros and cons, logistics and ethical implications. Itad and IOM will review prior experiences in this area and discuss options for non-migrant resident remuneration at the beginning of the implementation phase of the study. Issues concerning the adverse effects of ‘recruiters’ and stakeholder involvement (e.g. state or local authorities) will be addressed to define a robust and appropriate remuneration mechanism

5.7 Analysing impact

As discussed in Section 4 our methodology combines three reintegration indices to be generated at both baseline and endline.

1. Standard Reintegration Sustainability index constructed with standard global weights (returnees only)
2. Reintegration index based on the probability of being a non-migrant resident, which is based on weights from logistic regression with non-migrant resident as the dependent variable (returnee and non-migrant respondents).
3. Reintegration index based on a combination of formative and reflective indicator weights generated through a MIMIC model, also known as a Structural Equation Model (SEM) (returnee and non-migrant residents depending on explanatory indicators chosen)

Only the RSI is robustly comparable across time because the weights are fixed. Yet the enumeration of non-migrant residents with the RSS instrument is not appropriate. Without testing in the field, most, if not all, of the economic and social dimension questions are probably unbiased across returnees and non-migrant residents, the psychosocial dimension is likely to not be applicable to non-migrant residents without significant priming bias, or in this case, lack of migration priming bias. Therefore, a difference-in-difference endline analysis cannot be undertaken using the full RSI. A difference in difference can be undertaken for the social and economic dimensions separately. Therefore, the form of questions in both the economic and social dimension should be included in the instrument to be enumerated with non-migrant residents wherever possible, because if done so in their entirety it would allow both a fixed weight and a data driven weight to be derived for the same dimension. The weights in the other two models are generated from the data themselves. Therefore, at the

endline, there will be a new set of weights generated from models predicting degree of similarity to non-migrant residents and MIMIC modelling of a latent reintegration index. This raises the challenge of measuring change with these models across time, as is traditionally done in the standard impact evaluation difference-in-difference analysis.

The following options overcome the lack of a direct empirical comparison between baseline and endline models:

Use baseline weights for both baseline and endline. Test the sensitivity of this analysis by implementing the reverse, using endline weights for both baseline and endline. If both weighting schemes confirm the same trends and relative movement in the calibration cohorts, this will provide a degree of resilience to the results that they are not just contingent on a single set of weights generated from a single data set, or in other words testing model dependency, or more precisely, explanatory indicator weight dependency. For example, if both weighting systems show a closing of the gap between non-migrant residents and returnees, this would strengthen the claim of real improvement in returnees' reintegration status when calibrating against non-migrant residents.

Identifying realised reintegration. For the returnee group alone, the RSI global threshold of 0.66 has been defined to be interpreted as a returnee that does not need remedial assistance or support. This is an arbitrary threshold, and therefore using this threshold alone as a basis for creating a cohort of returnees that have achieved a level of 'realised reintegration' at endline is not a robustly defensible approach.

A well-developed and tested question for determining a respondent's perception of local reintegration may provide an alternative for identifying 'reintegrated' returnees. Consideration was given to using a battery of questions to construct a respondent's perception of reintegration, possibly including such questions as a sense of belonging to community, participation in social activities and strength of support network taken directly from the RSS questionnaire. But again, this requires a mechanism for combining these questions into a single perception measure if it is to be used as a dependent variable in any logistic regression. The MIMIC modelling allows for multiple outcome/dependent variables-referred to as 'reflected variables'. As this is one of our approaches, then the respondent's perception and the other indicators from the RSS on participation in social activities, strength of support network and sense of belonging to community, conform a reflective indicator set for at least one of the MIMIC models.

With the univariate perception of respondent's reintegration, logistic regression could be used to examine the determinants of successful perceived reintegration. This self-perception of reintegration along with the other measures of reintegration set out in the framework, provide a basis for testing the validity of the 0.66 threshold.

Specifically, correlations and misclassification scores of the of the 0.66 threshold against the following alternative reintegration measures can be undertaken to validate the validity of such a threshold in different countries:

- a. Self-perceptions of having achieved sustainable reintegration.
- b. Returnee non-migrant resident prediction scores that are indistinguishable from non-migrant residents themselves.
- c. Reintegration scores from MIMIC model is using both returnees and non-migrant residents where the returnees are not significantly lower in their latent reintegration score than their correspondingly matched non-migrant resident peers.

With a range of explanatory variables beyond the RSI indicators, characteristics of successful reintegration can be identified beyond those indicators used to construct these alternative measures of reintegration. If these indicators that are consistent powerful explanatory variables across several alternate measures of reintegration and are not in the current IOM AVRR data chain, then they could become candidates for inclusion as they have proven predictive value in explaining variation in reintegration success. Likely candidates for such indicators include pre-migration capitals, skills enhancement while on migration, perceived values of experience abroad for example, as suggested by Koser and Kuschminder (2015) which are conspicuously absent within the RSI.

6 Natural experiments

Summary

Natural experiments (NEs) use unplanned changes (either internal to the programme or as a result of external events) to test important hypotheses that could not have been deliberately implemented for ethical or practical reasons.

Our design incorporates analysis of internal programme changes, exploiting delays in receiving assistance and changes in procurement of in-kind support towards mobile money and cash-based options, to better understand the impact of the IOM's assistance on returnees' reintegration.

We have also presented additional options focused on extreme events that may be possible to incorporate into the design. These include the effects of flooding in Somalia; COVID-19 in all three countries; peace and improved water management in North Darfur, Sudan, and future events in Ethiopia, which will be monitored.

The integration of NEs within the overarching design gives in-depth insights into the effectiveness of the programme and offer comparisons that are visible to programme staff and other stakeholders.

Natural experiments (NEs) make use of sharp, well-defined, but unplanned changes which allow one to test important hypotheses. These changes can be exploited as fortuitous interventions of a kind or on a scale that could not be implemented deliberately for ethical or practical reasons in, for example, a controlled experiment. They have been widely used by a range of disciplines. The first experimental confirmation of Einstein's General Theory of Relativity came from a natural experiment: the 1919 solar eclipse made it possible to observe the predicted shift in the apparent position of stars when observed close to the sun.

In evaluation, NEs have been employed primarily to assess the impact of policies. Esther Duflo and Abhijit Banerjee, winners of the 2019 Nobel Prize in economics, have long promoted the use of experimentation in development economics and describe several NEs, where subjects have been randomly assigned to one or another policy independently of the experimenters' control (Banerjee and Duflo, 2009). Beaman et al. (2012) assessed the impact of an Indian policy that stipulated only women could stand in the election of village heads every so many rounds on parents' aspirations for their daughters' education and career paths, making use of the variation among villages in how many rounds the policy had been in effect. In other contexts, an unplanned intervention has made possible a comparison over time within an organisation. Carpena et al. (2013) examined the effect on loan repayment of individual versus group liability in an Indian microcredit programme obliged by an apparently exogenous decision to shift from the former to the latter. The authors' concern was primarily with the impact of the policy change rather than with the organisation's role, but the same NE approach could have been used in the context of a programme evaluation. However, to date NEs do not appear to have been commonly used in programme evaluation.

While programme evaluation or evaluation in general does not appear to have used NEs to understand the impact on people of extreme events, other disciplines, particularly epidemiology, have a history of doing so. A well-known example is a series of studies assessing the consequences of the Dutch Hunger Winter (1944–1945), when food supplies were cut off to western Holland, on the subsequent development of people who were in gestation at the time. Comparisons with people in other areas or with siblings born before or after the Hunger Winter have shown impacts on child and adult health, including obesity and type-2 diabetes

(Lumey et al. 2011). Other NEs have examined the impact of famine on HIV dynamics in Malawi, in part due to distress-provoked migration (Loevinsohn, 2015) and of global warming on malaria incidence in Rwanda (Loevinsohn, 1994).

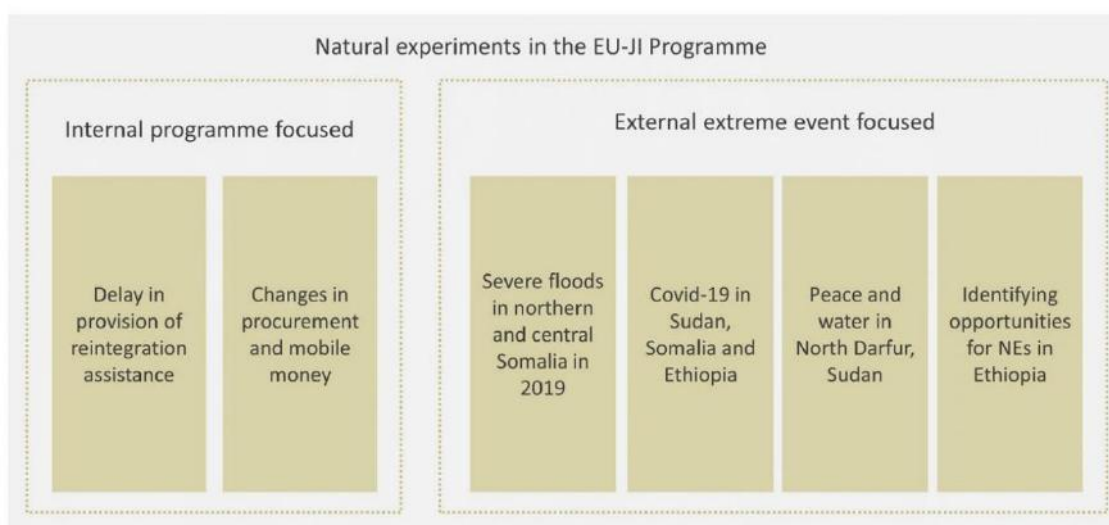
6.1 Natural experiments in the EU-IOM Joint Initiative (HoA)

The benefits of incorporating natural experiments within IMPACT of the EU-IOM Joint Initiative (HoA) are multiple. The NE approach can make use of features of programme operation and the environmental context that are visible and of concern to staff, partners, returnees, and other stakeholders: it lends itself to participatory monitoring, evaluation and learning. Depending on data availability, it can be used to examine past periods of the EU-IOM Joint Initiative (HoA)'s operation and can be readily extended to IOM AVR programmes in other regions, both of which are important objectives of IMPACT.

During the inception phase consultations, the IMPACT team has been investigating a range of potential options for implementing natural experiments as integral components of the overall evaluation approach (see Figure 13). These options can be split into those that assess the impact of changes largely internal to the EU-IOM Joint Initiative (HoA) on the assistance it provides to returnees and of extreme events in the external environment that impact on the benefit that returnees gain from this assistance, which can make an important contribution to IMPACT. They represent methodological innovation that the unique context of the programme requires: highly heterogeneous social and natural conditions across the three countries and major shocks that continually affect returnees, their communities and the programme. A single tool would seem incapable of providing a reliable picture of the programme's impact. The several NEs that might be carried out, informed and clarified by qualitative research and linked with quantitative modelling, can provide a series of significant case studies that together portray what difference the EU-IOM Joint Initiative (HoA)'s assistance has made to returnees and how returnees have made use of that assistance.

Internal, programme-focused natural experiments will exploit situations that have allowed different returnees access to assistance for varying lengths of time or access to assistance in different forms. IOM has not deliberately assigned returnees to receive assistance in these varying ways; rather the variation results from the programme's efforts to adapt its operating procedures to a challenging and fluctuating environment. First, IMPACT will assess the impact of delay in IOM providing in-kind assistance to returnees, a problem that has affected all three country programmes. Some returnees have had to wait well over a year while others receive promised assistance not long after returning. This variation makes an NE possible on the benefits of assistance and the costs of delay. Second, the study will examine the decision of the Sudan country programme in 2019 to switch from providing returnees with in-kind assistance to enlisting the returnees to obtain quotations locally and transferring the money to the selected company by mobile phone transfer. The innovation was introduced in response to the long delays which had been causing frustration and anger; it also increased returnees' ownership of the procurement process. This NE would compare and assess the benefits that returnees have achieved with these two modes of assistance.

Figure 13: Proposed internal and external natural experiments



The second application of NEs in IMPACT assesses how extreme events – climate, health, economic or conflict-related – which affect a substantial part of the study area and proportion of a country’s returnees, impact on the benefits they gain from the assistance that IOM has provided. Here, the extreme event (EE) itself is the uncontrolled intervention. The livelihood, food security, health, migration or other status of people who are exposed can be compared with those of people not exposed or differentially exposed to the event. Returnees who have received support and those who have not will be found within each of those groups and one can ascertain whether the support has made any difference in relation to their outcomes. The EE also demarcates before and after periods which makes it possible to assess the change in status, if that has been assessed in IOM surveys, or which evaluators may be able to assess from primary or secondary data. The natural experiment would also consider whether and how the EU-IOM Joint Initiative (HoA) has adapted its procedures to the EE: it may well induce innovation by both the organisation and returnees and their communities.

Extreme events have buffeted the operational area of the EU-IOM Joint Initiative (HoA) in the recent past, since it became operational, and are likely to do so again in the time that IMPACT is active. We propose to make selective use of both. Options identified during inception are:

- Severe floods in northern and central Somalia in 2019.
- COVID-19 in Sudan, Somalia and Ethiopia.
- Peace and water in North Darfur, Sudan.
- Monitoring the context in Ethiopia for emerging NE opportunities.

As agreed with IOM on 1 July 2020, NE’s focusing on internal programme changes will be incorporated into the overarching evaluation design as these require limited additional data collection and analysis. NE’s relating to external, extreme events will be reviewed by IOM as potential options for additional funding.

The following sections outline the approach to internal NEs. Annex G includes an outline of the proposed extreme event NEs, submitted to IOM alongside budget proposals on 31 July 2020.

6.2 Natural experiment 1: Delay in provision of reintegration assistance

IOM provides reintegration assistance to returnees who are judged to be vulnerable. Delay in providing the assistance leaves returnees in this position longer and reduces the time they have to put the assistance to work. This has provoked frustration and anger in returnees, IOM

officers have told us, and the programme is striving to reduce delays. This NE would clarify the impact of these delays and document how delay is evolving within and among the three countries. At the same time, the NE would provide an internal comparison: those who have received the promised assistance shortly before the RSS assesses the benefit they have gained and those who have yet to receive it are, at that point, essentially without assistance.

‘Time-to-receive-assistance’ then becomes an independent variable which can be treated much as one would ‘dose’ in a dose-response analysis. Against it, the IMPACT team can compare the change from baseline in returnees’ reintegration index, its component scores/questions and/or other indices that IMPACT develops.⁵⁶ While the assistance is directed to supporting returnees to re-establish their livelihood, it can be hypothesised that it would also affect aspects of wellbeing assessed in the social and psychosocial components of the RSI.

The possible dependence of time-to-receive-assistance on various factors would first be assessed quantitatively, among them:

- Returnees vulnerability profile
- Type of livelihood assistance
- Characteristics of returnee location, for example remoteness or level of insecurity

Those found to be significant would be further investigated in the qualitative research (as outlined below).

IOM has provided indicative data on the delay from one round of the Compact RA survey,⁵⁷ administered 9 to 12 months after return (see Table 12). Some respondents had not yet received the planned assistance: they would face a delay of at least nine months and have been added to the seven months or more class. Small numbers in Somalia answered ‘don’t know/don’t remember’ and are excluded.

Table 12: How long did it take from the moment you returned until you received your reintegration assistance (or its first provision)?

	Ethiopia (<i>n</i> = 377)	Somalia (<i>n</i> = 136)	Sudan (<i>n</i> = 63)
3 months or less	31.6%	15.4%	28.6%
4–6 months	10.6%	50.7%	23.8%
7 months or more	57.8%	33.8%	47.6%

In all three countries the range is large and more than a third of returnees had been waiting seven months or more for promised assistance. For many returnees, the delay is also significant in relation to the timing of the endline RSS which occurs 12–18 months after arrival. Although a larger proportion of returnees are judged to be vulnerable and provided with reintegration assistance in Somalia and Sudan than in Ethiopia, the numbers receiving assistance are larger in Ethiopia because of its greater caseload.

Information needed

Much of the critical information (additional to the RSS+ data) that this NE requires will be available in the IOM programme data: the date a returnee arrived in their country and the

⁵⁶ The RS survey has apparently been consistently used at baseline only since September 2019. It may be possible to correct for baseline differences among returnees in earlier cohorts using other survey or monitoring data.

⁵⁷ Round II in September–November 2019.

date they received their reintegration assistance or its first instalment. IOM has clarified that the programme data is the preferred source for this information, rather than the RAs which is based on the returnee's recall; the programme data also provide exact dates rather than spans of two or more months, which enable more precise analysis. Data extracts requested and received from the three country programmes have helped to clarify the completeness of the available data.

Qualitative questions

The following questions will be included in qualitative focus groups (see Section 7.2) and explored through in-depth case studies (Section 7.1):

- How do returnees define delay in receiving assistance? How does IOM define it?
- How have IOM policies and procedures contributed to delay?
- What do returnees say about the effect of delay on different aspects of sustainable reintegration?
- How does delay affect their perspective on remigration?
- What is the impact of 'relative delay', that is, a returnee still waiting long after someone nearby has already received assistance?
- Is delay determined in part by the returnee? (Itad understands that in Somalia some returnees turn first to other sources of support, for example, UNHCR, and may come back to IOM only later. 'Unreachability' of returnees may also contribute to delays as not all returnees do what they can to keep in touch.⁵⁸ In Sudan, it appears that some returnees change their mind on the support they would like to receive from IOM.)
- What options are there for reducing delay?

Link with quantitative modelling

In a multilevel model in which the RSS index or an aspect of well-being is the dependent variate, time-to-receive would be an individual level independent variate. 'Community' might be a second and country a third level. The dependence of time-to-receive on the factors mentioned above would be incorporated in the model as well.

Limitations and responses

The most pressing issue requiring qualitative research, is that of relative delay which, if significant in affecting returnees' satisfaction, would influence the design of the quantitative analysis: it would have to take account of the time to receive assistance in relation to other returnees over spatial and temporal scales that the qualitative research would clarify.⁵⁹ The other qualitative research questions would, at this point, appear relevant to understanding the context of delay and to making sense of results from quantitative analysis. They might be taken up when conditions permit.

⁵⁸ In Somalia, the CO indicates that some returnees fail to update their phone numbers. Others spend time in areas near the Ethiopian border and ask to receive assistance once they return. Some are unsure how to use the assistance and developing an IRP then becomes a length process.

⁵⁹ The possibility of adding a question on relative delay to the RAS might be discussed with IOM.

6.3 Natural experiment 2: Switching from IOM to local procurement and cash-based options in Sudan

The Sudan country programme has undergone several changes in how it provides reintegration assistance to returnees since the project started in 2017. Between late 2017 and mid-2018, IOM Khartoum purchased the in-kind portion of the assistance from vendors. The process was slow and, together with uncontrolled inflation and supply chain disruptions, led to severe delays. From December 2018 until August 2019, insecurity during the Sudanese revolution largely put a stop to IOM providing reintegration assistance. In August 2019, the main actors agreed a roadmap and the formation of a transitional government, which opened the door to IOM returning to active support of returnees. It began a pilot mobile money (MoMo) enabled procurement procedure in which the returnee seeks and submits three quotations for the purchase of the material needed to start their microbusiness, then requests that payment be sent to the selected vendor via the telecom provider MTN. In November, MoMo became the modality for procuring all reintegration assistance in the country. Several IOM Sudan staff told us that delay has been sharply reduced and that the backlog of returnees awaiting assistance was largely cleared by the end of the year. This NE could provide a clearer understanding of the outcomes of the two procedures which would likely be useful to IOM and its stakeholders in Sudan, the rest of the EU-IOM Joint Initiative (HoA) programme and AVRR programmes elsewhere.

It may be possible to frame an NE based on a comparison of returnees receiving reintegration assistance before and after the transition to MoMo. This would make use of indicators in the Compact RA survey: time-to-receive-assistance, satisfaction with the assistance provided and with the respondent's life situation and their intentions to re-migrate. If possible, it would be good to compare outcomes using the broader indicators covered in the RSS however few of these surveys may have been administered between the transition and the outbreak of COVID19 when assistance provisioning was again disrupted.

Information required:

- The CO has provided data indicating the forms of reintegration assistance provided to returnees from January 2019 to the present, by month. Further discussion with the CO in the implementation phase will clarify the time-frame for completing this data base.
- IOM has clarified that the MoMo is likely to continue after COVID-19 response measures have been lifted but that there may be a shift to providing assistance in cash: the modalities are still being worked out.

Qualitative research questions:

- Returnees' satisfaction with the MoMo procedure and the outcomes they report will have been influenced by prevailing economic and political conditions. Can these effects be separated by careful interviewing?

Link with quantitative modelling:

- The NE would furnish additional evidence regarding the need to include time-to-receive-assistance in the multilevel model.

Limitations and responses:

The comparison would likely be clearest and the room for confounders smallest if analysis focused on returnees who received assistance close to the shift, on either side of it. There may be a problem of small numbers in this limited period, reducing the statistical power of the

analysis. Assessing the density of returnees in the months around the shift would be important so that bounds can be drawn as narrowly as feasible, before the analysis begins.

7 Qualitative framework

Summary

Our qualitative framework is both supportive and complementary to our modelling and natural experiment components.

The framework will provide in-depth information on how and why the EU-IOM Joint Initiative (HoA) is contributing to change, support understanding the impact of programme changes or extreme events for the natural experiment, and provide evidence on issues that are not well assessed through the quantitative frameworks (such as the W model).

Qualitative data is also key to developing and refining our modelling approach: feeding development of indicators, validating survey questions and identifying non-migrant matching criteria.

The qualitative framework has four aims:

1. To provide an in-depth understanding of how and why reintegration does (or does not) occur.
2. To capture diverse stakeholder perspectives.
3. To provide complementary evidence not well-captured through quantitative instruments.
4. To support development and validation of quantitative approaches and methods.

Qualitative analysis is necessary in order to unpack the how and why change is occurring (or not); identifying and exploring unintended consequences and capturing information on issues that are difficult to assess through quantitative survey-based instruments. Importantly, our qualitative framework supports a deeper understanding of the programme, its outcomes, any unforeseen effects and the value of the change as understood by returnees and host communities themselves. Qualitative analysis also allows us to explore the perspectives of different groups of returnees. Some groups, such as female returnees or minors, form a relatively small sample of the overall returnee population meaning it might be impossible to produce robust quantitative data on these groups. However, qualitative analysis can help ensure the voices of these minority groups are heard in IMPACT.

Our qualitative frameworks have four overarching aims, each with more specific areas of investigation. Areas of investigation can be broadly positioned against the five key principles for mixed-methods research: triangulation, complementarity, development, initiation and expansion outlined in Section 4.2 and shown in Figure 14.

To provide an in-depth understanding of how and why reintegration does (or doesn't) occur:

- Unpacking mechanisms of change to interpret how and why change occurs.
- Understanding the impact of the EU-IOM Joint Initiative (HoA) from the returnees' perspective.
- Identifying unintended effects or consequences of support provided by IOM.

To capture diverse stakeholder perspectives:

- Understanding drivers of reintegration and differences between returnee and host communities.
- Understanding the impact of programme changes and extreme events from the perspectives of host communities and returnees.

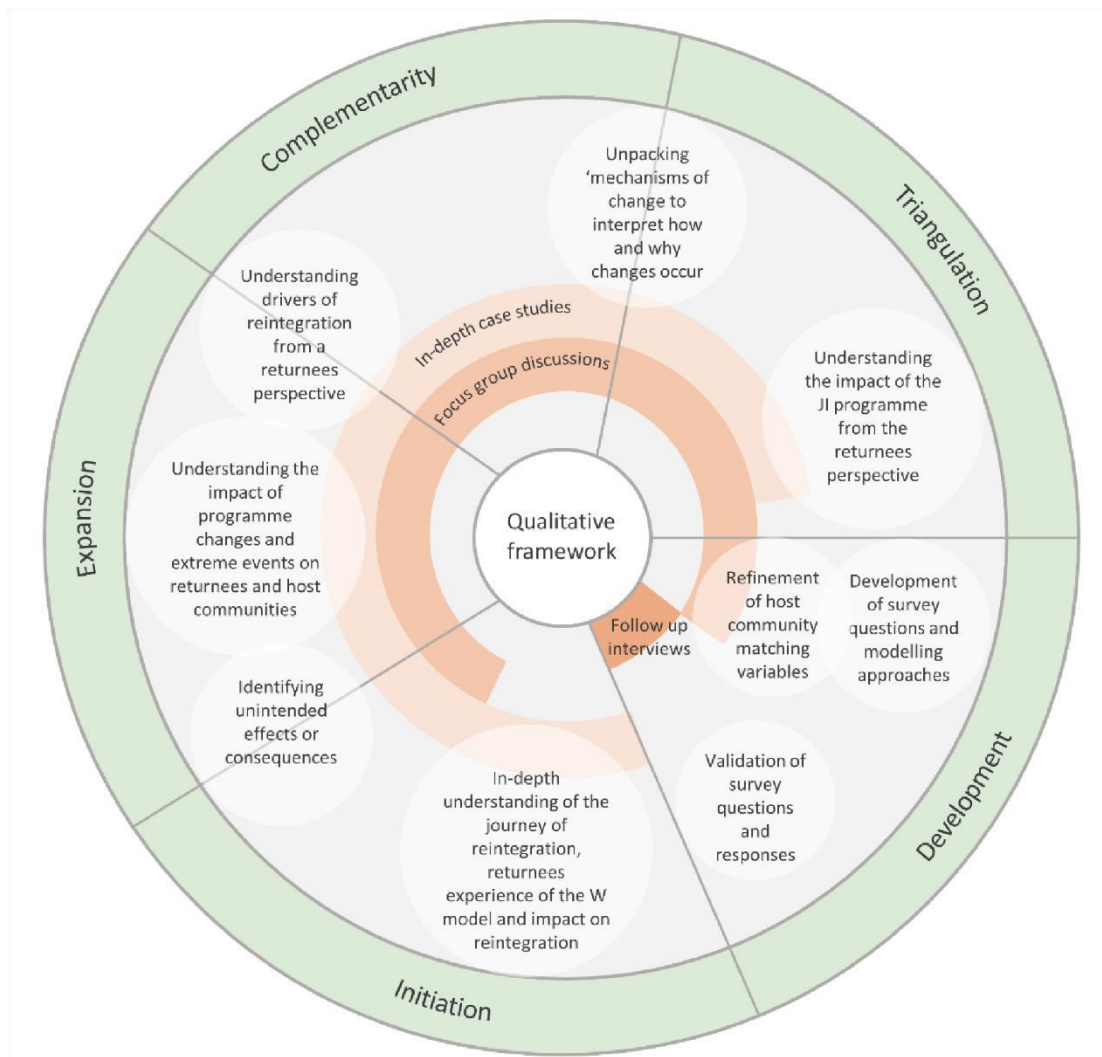
To provide complementary evidence not well-captured through quantitative instruments:

- Better understand the journey of reintegration, returnees experience of concepts such as the W model and the impact on reintegration.

To support development and validation of quantitative approaches and methods:

- Development of survey questions and modelling approaches.
- Refinement of non-migrant matching variables.
- Validation of survey questions and responses.

Figure 14: Qualitative framework



To achieve the aims of our qualitative framework, we have identified three interacting methodological components:

- In-depth case studies (returnees only)
- Exploratory focus group discussions (returnees and non-migrant residents)
- Follow up interviews (returnees and non-migrant members)

Figure 14 shows where methods will be used to inform the specific areas of investigation and the following sections provide more detail on each methodology.

7.1 In-depth case studies

7.1.1 Objectives

In-depth case studies will provide a detailed understanding of returnees' journeys, experiences and the concept of reintegration and include further investigation of the 'W pattern' (see Section 5.3). Case studies are focused on uncovering the lived experiences of returnees and the underlying factors influencing their reintegration.

Case studies offer an opportunity to 'drill down' deep and explore issues associated with reintegration and the impact of the EU-IOM Joint Initiative (HoA). They will be particularly useful in understanding 'how' and 'why' questions, explaining and expanding on findings of the modelling and natural experiment components and identifying areas where additional research might be required.

7.1.2 Approach

Cases studies will be based on in-depth interviews, incorporating participatory tools to facilitate detailed discussion and capture rich, descriptive data on returnees' experiences, their motivations and feelings. Ideally, interviews will be carried out face to face to build trust and rapport with participants. However, if this is not possible, researchers will be provided with detailed training on how best to manage interviews over the telephone. Table 13 details suggested topics and tools (to be used alongside in-depth interviewing techniques) for each interaction with case study participants. Topics will be modified over the course of IMPACT in response to emergent issues. Tool selection will be confirmed following discussion and piloting with country partners and IOM country offices.

Interviews will be carried out at two different timepoints in a returnee's reintegration journey; less than three months after arrival and between eight to twelve months after arrival. Topics of discussion will vary over time but the focus will be on building a timeline of a returnee's journey, mapping key events and experiences and documenting trends in motivation and wellbeing. Prior to commencing case study interviews, potential participants will be provided with information outlining the purpose of the interviews as a key component of the IMPACT study and clarify that these discussions do not form part of the case management process. This will enable interviewees to provide informed consent for their participation in in-depth case studies.

Where possible, we will use a panel design, engaging with the same returnee at different time points. Given the difficulties faced by IOM staff in contacting returnees, this may be challenging. If it is not possible to interview the same returnee at the different time points, additional returnees will be recruited. The main purpose of the in-depth case studies is to drill down into the different experiences of returnees during their reintegration journey. It is therefore not necessary to develop a detailed timeline for a specific returnee, hence data will still be informative should a panel design not be possible.

Table 13: Proposed topics and tools for in-depth case studies

Time period	Topics	Suggested tools
Less than 3 months after return	The journey to return <ul style="list-style-type: none"> • Experience • Motivations • Well-being 	Participatory timeline – drawing key events and experiences Trend analysis – mapping motivation and well-being
	What does reintegration look like to you?	Semi-structured interview
	Understanding the impact of delays in assistance and mobile money options on the reintegration of returnees in their communities of return	Semi-structured interview
8 to 12 months after return	The journey to return (update as above)	As above
	Understanding change from return to provision of reintegration assistance and onwards – what has changed, why and how?	Forcefield analysis – mapping factors that support or oppose change Before and after tool

7.1.3 Sample

Purposive sampling of returnees will focus on generating a series of information rich cases rather than representation across the returnee population. Ten case studies will be carried out in each country. Case study participants will be identified in close consultation with IOM country offices and the IMPACT team country partners. Location of potential case study participants will be carefully considered. Ideally participants will be located in areas which allow for face-to-face interaction. Based on the review provided in Section 5.1.2 we propose to ensure representation from the following groups in the sample for each country:

- Male first-time migrants
- Male repeat migrants
- Female returnees ⁶⁰

Within these groups we will seek to include a variety of case study participants against the following criteria:

- Migration route
- Time to receive assistance
- Experience of mobile money/cash-based programming options
- Vulnerability score/level of trauma
- Type of assistance received
- Type of business started.
- Returnees who have been out of contact with IOM for some time

⁶⁰ As female returnees constitute a small proportion of the caseload, it may not be possible to represent different sub-groups of female returnees. FGD composition will aim to include female returnees with a range of migration experience.

- Receiving assistance from other sources (UNHCR for example)

7.2 Exploratory focus group discussions

7.2.1 Objectives

Focus group discussions (FGDs) aim to capture diverse stakeholder perspectives on how and why the EU-IOM Joint Initiative (HoA) has contributed (or not) to change; whether there has been any unintended effects or consequences and how programme changes or extreme events have impacted their lives. FGDs will help clarify and explain concepts such as reintegration from the perspective of different groups of returnees (for example, including women and children) and from host communities. This in-depth information will complement and triangulate quantitative findings whilst also expanding our knowledge in areas not well investigated through quantitative approaches.

FGD data will also be used to develop and refine quantitative modelling and NE approaches through a better understanding of issues such as drivers of reintegration, effects of delays in providing reintegration support and non-migrant resident comparison variables.

7.2.2 Approach

Focus groups explicitly use group interaction as part of the method. Participants are encouraged to talk to one another, asking questions, exchanging anecdotes and commenting on one another's experiences and points of view. The method is particularly useful for exploring people's knowledge and experiences and can be used to examine not only what people think but how they think and why they think that way. Tapping into such interpersonal communication is important as it can highlight (sub)cultural values or group norms that may be influencing attitudes and behaviours toward sensitive topics such as psychosocial health. Through analysing different types of narratives used within the group, researchers can identify shared and common knowledge.

FGDs will be used at two different timepoints during the IMPACT period. First, during initial scoping, and secondly at endline FGDs will be carried out after the quantitative data collection is complete.

Focus group discussions will use a number of participatory tools to support discussion and exploration of topics. For example, mapping of community services and assessing access to each service for returnees and non-migrant residents may highlight differences in opportunities for these groups and challenges faced by migrant returnees. These tools enable research participants to participate more actively in sharing and analysing experiences of programme implementation from their own perspectives.

Topics will be modified over the course of IMPACT in response to emergent issues. Tool selection will be confirmed following discussion and piloting with country partners and IOM country offices.

Participation in focus groups will be carefully managed to reduce the effect of potential power dynamics. The target group size for each session will be 4–6 returnees. Focus groups will bring together returnees with common experience, age and backgrounds. Male and female groups will meet separately. Where possible, focus groups with female participants will be facilitated by female researchers. Should FGD's not be possible due to COVID-19 restrictions, remote key informant interviews will be carried out instead. We will provide researchers with specific training to enable them to gather rich, detailed data using this approach.

7.2.3 Sample

A series of FGDs will be carried out with different groups/typologies of returnee and non-migrant residents, purposively sampled to gather perspectives from a wide range of groups. As FGDs aim to bring together returnees with similar experiences, initial groupings will be based on migration route and hence specific to each country. Within these groups we will seek to include a variety of participants using the following criteria:

- Experience of migration
 - First-time/repeated migration
 - Successful/unsuccessful
- Vulnerability score/level of trauma
- Time to receive assistance
- Experience of mobile money/cash-based programming options
- Type of support received
- Type of business started

FGDs will be carried out in locations where a number of returnees are present to minimise the need for travel. Locations will be determined in collaboration with IOM country offices at the start of IMPACT implementation. Non-migrant residents with similar demographic characteristics to returnee FGD participants will be identified in the same locations and invited to participate in FGDs.

7.3 Follow-up interviews

7.3.1 Objectives

Follow-up interviews aim to test the validity and relevance of the RSS+ and the non-migrant resident survey through qualitative interviews conducted after survey enumeration. During consultations with IOM country teams the IMPACT team understood that there were a number of questions included in the IOM institutional surveys that the team found to be either misunderstood by interviewees or not to be representative of the local contexts.

Through qualitative interviewing of survey respondents, we will focus on areas of concern within the survey tools (for example better understanding the varying degrees of support networks available to returnees) and gather feedback on the questions and validate responses.

This information will be used to feed improvements in the IMPACT tools but also to support IOM teams in their work to improve M&E of reintegration programmes.

7.3.2 Approach

Follow-up semi-structured telephone interviews will be carried out with returnees who have recently completed the RSS+ at baseline. Further follow-up interviews may be carried out at additional time points throughout the process should questions or issues arise during data collection and preliminary data analysis. Topics for these additional follow-up interviews may therefore vary throughout the IMPACT period.

7.3.3 Sample

A subsample of RSS+ returnee and non-migrant resident respondents will be selected during the initial baseline data collection period. The composition of this subgroup will be informed by the identification of unusual patterns, or gaps and inconsistencies in returnee and non-

migrant resident data. Survey enumerators will request permission for a subsequent follow-up call at the end of the RSS+ interview.

7.4 Qualitative data collection

7.4.1 Tools

Topic guides will be produced for all interviews and FGDs. These will include detailed instructions on how to introduce IMPACT, manage group dynamics, run and facilitate participatory exercises and take notes. All topic guides will be tested and piloted, with returnee / non-migrant residents who will not be participating in IMPACT prior to commencing the main data collection exercise.

7.4.2 Transcription and translation

Wherever possible, focus group discussions and interviews will be recorded (having gained permission from the participants). Researchers will also take notes during sessions. Detailed transcripts of focus group discussions and qualitative interviews will be produced.

Transcripts of interviews and focus group discussions will be complemented by researchers' reflections from the field, discussing and noting themes and patterns emerging from the work, unanswered questions and reflections on the approaches used.

In-country researchers in all three countries will use unique ID numbers for each data source alongside a data collection log for tracking what data has been collected and transcribed.

7.5 Qualitative analysis

Robust procedures for data analysis and triangulation are a critical step in achieving high quality, transparent findings. Coding of qualitative data sources provides a systematic and meaningful approach to organising and sorting the data in preparation for analysis. It is an important step to take when beginning to interpret the data. Initially we will develop a deductive coding framework based on the IMPACT framework, followed by a more inductive approach during analysis. Given the complex and multifaceted nature of the subject matter, the use of an inductive approach to coding will allow us to better capture emergent themes and patterns whilst our initial deductive framework will ensure a level of organisation of data relevant to the different areas of interest within IMPACT.

We will use MAXQDA software to code the qualitative transcripts from across the three countries to ensure these are consistently coded and emerging themes can be further explored. In addition, we will use a strength of evidence rubric to clearly indicate the weight of evidence underpinning each of our evaluative judgements.

Analysis will then review the coded data to identify patterns emerging and develop insights. Triangulation processes will cross-check and corroborate findings from different sources, allowing us to gain a deeper and more complete understanding of the subject matter. Triangulation will take place at three levels: questions, data sources and tools/methods. Analytical approaches will evolve throughout IMPACT, allowing the team to adapt in response to emerging themes, gaps or questions.

Upon completion of coding, the team will hold an analysis workshop to synthesise findings from across all the data collected. As our work progresses, validation workshops with IOM, returnees and non-migrant residents will be used to analyse emerging findings and extract a consistent narrative from the data collected and inform the subsequent round of data collection.

8 Data quality assurance

Summary

RSS enumeration for returnees will be carried out by IOM and partners, with the IMPACT team responsible for non-migrant resident enumeration. During this period, the IMPACT team will provide quality assurance support to IOM/partner enumerators to improve data collection practices and processes where necessary and ensure high-quality data. The IMPACT team will manage a rigorous training process through our in-country partners for the enumeration of the non-migrant resident calibration cohort.

Survey instruments will be translated into the main languages or dialects of each of the three countries. Where translation cannot render the nuances of specific dialects spoken, translators will be given practical training to ensure full understanding of the questions.

IMPACT proposes a variety of other measures to improve the quality of quantitative and qualitative data, including: quality assurance and editing of all XLS forms; back checking; near-time daily automated validation reports; measures to combat respondents' fatigue; data management of qualitative data; and overall robust field procedures.

8.1 Quantitative data

RSS+ enumeration for returnees will be carried out by IOM and partners throughout the IMPACT period, with the IMPACT team responsible for non-migrant resident enumeration. During this period, the IMPACT team will provide quality assurance support to IOM/partner enumerators to improve data collection practices and processes where necessary and ensure high-quality data.

8.1.1 Translation of instruments

Survey instruments will be translated into the main languages or dialects of each of the three countries. Whilst it is difficult to ensure translation into all dialects, it is not good practice to provide on-the-fly translation, which can result in misinterpretation of questions and responses, particularly with perception questions where language can be all-important in determining a consistent response across a sample. As discussed previously, in Ethiopia where many different languages and dialects are spoken, it may not be possible to translate into all dialects. The IMPACT team, in discussion with IOM Ethiopia country office, will determine the most frequently used languages or dialects for translation. Additionally, where translation cannot render the nuances of specific dialects spoken, translators who will accompany enumerators for returnee enumeration will be given practical training to ensure full understanding of the questions.

The logistics of translation, piloting and training will be discussed with IOM country offices at the beginning of the evaluative phase.

8.1.2 Training of enumerators/qualitative facilitators and piloting tools

Training of quantitative enumerators is an important step in ensuring data consistency and quality. The IMPACT team is responsible for the enumeration of the non-migrant resident calibration cohort and will manage a rigorous training process through our in-country partners. This will include a field guide and a participatory training process, including practical demonstration and practice of survey tools and training on data input, data quality procedures and field coordination.

Whilst the processes for non-migrant resident enumerators will involve the additional steps needed to identify the non-migrant respondents, there is potential benefits to a joined-up approach to training alongside IOM returnee cohort enumerators, taking advantage of this opportunity to promote consistent enumeration standards across multiple teams and implementing agencies. IOM enumerator training is provided by country office M&E focal points, who have responsibility for administration of the surveys. Given that surveys in Sudan and Somalia are carried out over the phone and Ethiopian enumerators are geographically dispersed, it may not be possible to bring all enumerators together for face-to-face training. In this situation it may be possible to provide face-to-face training to M&E focal points and follow on webinars or recorded trainings for enumerators.

Piloting of tools will be carried out prior to implementation of all survey tools. This ensures that the questions are understandable and appropriate for the local context. Pilot interviews will also be timed to determine the average duration of survey implementation. Piloting allows the enumeration team to gain practical experience in conducting the interviews and to identify any issues with the survey tool such as problems with skip patterns, and so on.

8.1.3 Quality assurance/editing of all XLS forms

To minimise, or preferably eliminate, post-enumeration data cleaning and coding, it is proposed that all Open Data Kit (ODK) digital data collection forms that will contribute to IMPACT go through a quality assurance review and are edited by the IMPACT team. This will increase the likelihood that all relevant validation logic will be built into the form preventing poor data rather than having to rely on correcting mistakes post-enumeration. This will include creating warnings and absolute maximum and minimum thresholds based on prior data wherever possible for integer and decimal fields. Additionally, if possible, IMPACT will ensure that all appropriate indicators are contained within the CSV lookup files, the mechanism for handing the MiMOSA number automatically from one instrument to the other.⁶¹ This will ensure that all data on a single returnee will be able to be merged without any ambiguity. Beyond the MiMOSA number, other static returnee metadata will also be passed from one instrument to the other to ensure that these questions are not continuously repeated, saving enumeration time and respondent fatigue. The RA survey will require programme data on components of the intervention that have been provided to the returnee, providing a basis for triggering the logic to ensure that correct sections are enumerated during this instrument. This will remove the need for relying on the returnee to declare what support they have received.

8.1.4 Back checking

Back checking is a gold standard procedure where a small subsample of returnees, typically 10% or less, are re-enumerated fairly soon after the primary enumeration using a set of questions from the original questionnaire that are deemed to be easily repeatable over a short time frame. In a field situation these can be face-to-face back checks conducted by a team leader/supervisor.

Where interviews are conducted over the phone, back checks are less frequently used. The downside is the potential to exaggerate any respondent fatigue. The advantage, however, is that the immediacy of having to do a back check before the field team has left the community does not apply. Telephone back checks will be implemented in an upcoming survey within the Somalia MESH Project, so the experience of telephone back checking a telephone survey can provide a basis for deciding whether telephone back checking is positive and a useful process for ensuring and improving enumeration quality for IMPACT telephone surveys.

⁶¹ See 'Mending the data chain: Scripted data flows between sequentially enumerated ODK forms' proposal sent to IOM July 2020.

8.1.5 Near real-time daily automated validation reports

Implementation of daily automated quality validation reports using R Markdown will be implemented during key instrument implementation periods. This will include scripting of performance metrics that are not possible to be built into a single XLSForm, but look at performance across multiple forms.

8.1.6 Combating respondent fatigue

Respondent fatigue is a common challenge faced by survey designers and may be an even greater challenges for surveys conducted via telephone. Two approaches can combat respondent fatigue:

1. Good enumerator selection training and prior enumeration familiarity with the questionnaire can ensure a fluent and effective administration of the questions while minimising fatigue. A good enumerator very familiar with the questionnaire will be able to move from question to question with a linking narrative that is often effective at maintaining respondent engagement.
2. Airtime reimbursement for successful completion of telephone surveys small inducements to reach the end of a survey such as airtime that can be immediately sent to the respondent after the interview may go some significant way to reducing the number of respondents who failed to give consent to proceed with the survey or, failed to complete the survey been enumerated.

The first is a given, the second will need to be agreed on by all parties.

8.2 Qualitative data

8.2.1 Training researcher and piloting of tools

Qualitative researchers from our in-country partner teams will be trained in a central location to facilitate logistics, supervision, and teamwork. A training manual for fieldwork will be developed prior to the training. The training will cover such topics as: conducting good interviews, how to identify streets, the role of interviewers in individual-level conversations, focus group discussions, key informant interviews, and fieldwork procedures to identify eligible respondents, consent procedures and training in transcriptions. In addition, interview and focus group topic guides will be thoroughly reviewed. This will be followed by in-house role play exercises and practical demonstration interviews using the qualitative tools, including the local language translations. Team supervisors and interviewers will be given additional training on data quality control procedures and fieldwork coordination during practical field experience.

Pilot fieldwork will be performed over two days. The purpose of piloting is to ensure that the interview guides are appropriate for the local environment. Piloting the tools will allow for a more accurate estimate of the time requirement of the tools. It will also serve as a rehearsal for interviewers and supervisors to practice interview techniques and give feedback, respectively. The learning and challenges during the field testing will be critically examined. Any problems will be addressed and any suggested changes to the tools and methods will be discussed and implemented.

8.2.2 Data management

As with all qualitative research, the data capture process will involve the generation of large amounts of data. Our interviewers will be taking handwritten notes and (if consent is given) taking audio recordings of all the interviews and focus groups. We will also encourage our qualitative researchers to maintain a folder of 'field notes' to complement audio-taped

interviews to allow researchers to maintain and comment on impressions, environmental contexts, behaviours, and nonverbal cues that may not be adequately captured through the audio recording. While these notes need not be formal, they will be maintained and secured in a similar manner to audio tapes and transcripts, as they contain sensitive information and are relevant to the research. Before the data analysis can begin the recordings must be transcribed verbatim, and handwritten notes must be transferred onto a digital format.

8.2.3 Field procedures

Our approach will work through all phases of IMPACT to ensure that high-quality data is collected. We will focus on extensive training and preparation prior to fieldwork, strong supervision and ongoing reinforcement during fieldwork, and careful checks and management during the analysis and report-writing phase. Before fieldwork

- Use of highly qualified and experienced experts in different fields to work as a team in a complementary and integrated manner.
- Interview guides will undergo translation into local language and back translation to the source language to ensure clarity and consistency.

During fieldwork

- Intensive field supervision to ensure that the interviews are conducted properly.
- Regular field team debriefing meetings, led by the supervisor.
- Ongoing monitoring of data quality by the data manager, with feedback and corrections targeted to specific interviewers and channelled through supervisors.

Data management

- Coding and analysis of data using MAXQDA.

9 Managing IMPACT

Summary

Effective communication and regular engagement between IOM and the Itad team is essential for the successful delivery of this complex evaluation.

Our team includes methodological and thematic technical experts, national partners in all three IMPACT countries and skilled project managers to ensure a robust technical approach grounded in a sound understanding of the countries of operation is efficiently delivered.

Risks are proactively managed, monitored and reviewed regularly to inform planning and adaptation.

Quality is assured through a system of quality reviews and through expert peer review, guided by principles of technical excellence, client needs and effective communication.

Ethics, safeguarding and inclusion are maintained through a proactive application of our ethical principles, safeguarding policy and research protocols

9.1 Working with IOM

Effective and regular communication between IOM and the IMPACT team is essential to the successful delivery of this complex evaluation. Starting during the scoping phase and continuing over the course of IMPACT, we will build constructive relationships with IOM counterparts through:

- Scheduling regular catch-up calls with IOM RO to discuss technical, operational and contractual matters. During the scoping phase we have found it has worked well to schedule separate calls to cover different matters and will continue this approach over the course of IMPACT.
- Clear points of contact for IOM RO. We have established clear points of contact between IOM and the IMPACT team, with the deputy team leader, Rachel Eager, as the main point of contact for the RO, with support from the project manager, Leonora Evans Gutierrez, and deputy project manager, Elisa Sandri.
- Escalation procedures. While the deputy team leader and project manager are the main points of contact for routine interactions with IOM, the project director is available as a channel to raise concerns or provide feedback. Formal escalation procedures will support this.
- Co-creation and partnership. Where appropriate we will identify opportunities to engage IOM RO and/or COs in co-creation activities to support ownership and buy-in to the evaluation process, findings and recommendations. One clear opportunity for this will be at the end of baseline data collection and as part of the country debriefs.

9.2 Team structure, roles and responsibilities

In order to effectively manage the various components of IMPACT, we have put in place a team structure with clear lines of accountability (see Figure 15). The *team leader* (TL) will be responsible for the overarching design and technical delivery of the modelling component of IMPACT, working closely with the *Itad deputy team leader* (DTL) who will lead on interactions with IOM, and the *Itad project director* who will play a quality assurance function as well as focal point on risk and contractual matters.

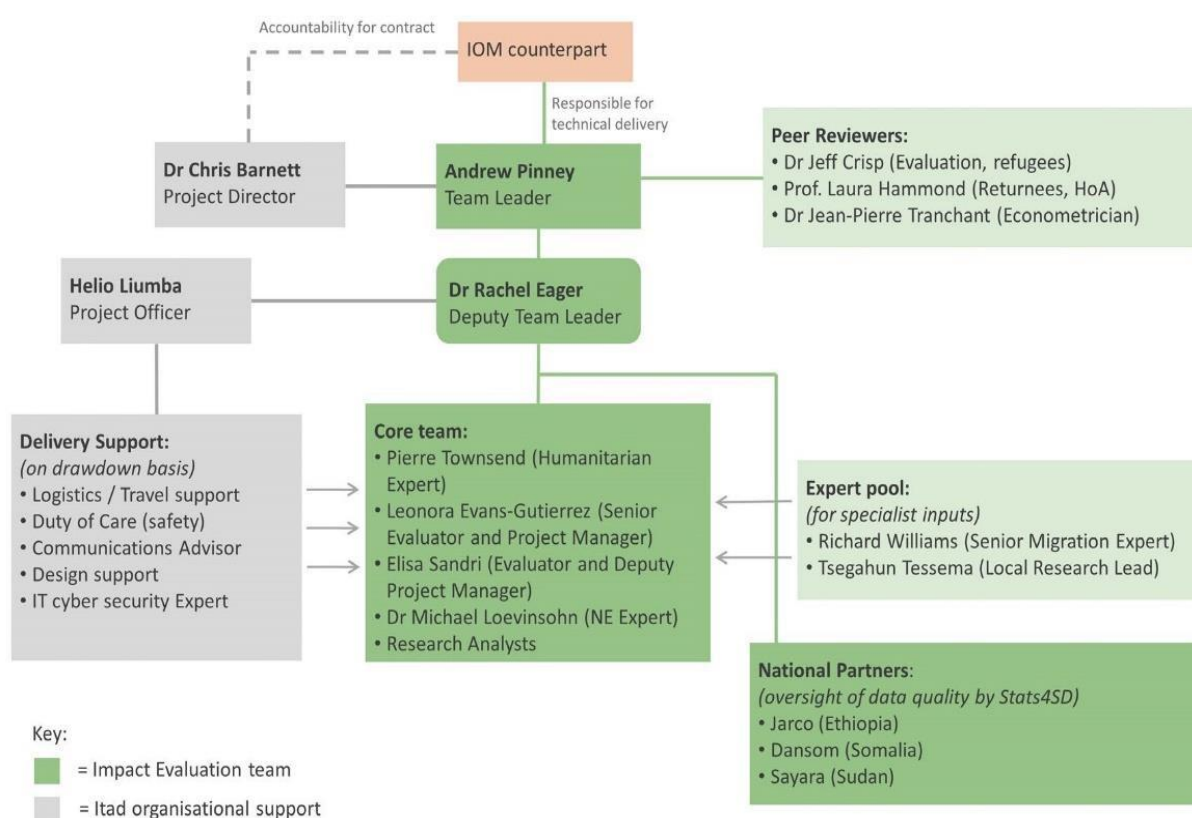
Our *core team* and *expert pool* includes a mix of experienced evaluators, expertise in economic modelling, statistics, migration and returns, humanitarian assistance, as well as qualitative and mixed-methods research, which supports a multi-disciplinary approach to IMPACT. Within our core team, we have identified *country leads* who will act as the focal point for each country programme/office and the respective national partner, in order to ensure continuity and efficient communication where possible.

Our *national partners* (JaRco Consulting in Ethiopia, Sayara in Sudan and Dansom in Somalia) have extensive experience conducting large-scale quantitative surveys as well as qualitative data collection throughout each of the three target countries. They have large networks of enumerators and researchers which IMPACT will draw on for remote and in-person data collection activities. National partners will ensure data collection tools are translated into the relevant local languages and we will work closely with each partner to ensure data collection is culturally and contextually sensitive and appropriate.

Our *peer reviewers* include experts with international and academic credibility in migration, including returns in the Horn of Africa, and econometrics. They will be engaged at key points over the course of IMPACT to ensure the quality of deliverables.

Itad's *delivery support team* comprises in-house staff that will be drawn down as required. This includes key skillsets on design, communications and report production (e.g. proof readers, copywriters, infographic designers, etc.); logistical and travel support (including duty of care procedures to develop SOPs and support their implementation); and IT cyber security support to enable the secure sharing and storage of datasets.

Figure 15: Team structure



9.3 Peer review and quality assurance

Itad is committed to delivering high-quality services and products that meet client expectations and demands the same from our associates and partners. For this reason, mechanisms are in place for stringent review of deliverables. One of the primary objectives of Itad's quality assurance (QA) mechanisms is to ensure that issues and risks to delivery are flagged early and addressed in a timely and proactive manner. As well as working with our clients to ensure that outputs are planned in advance to meet their requirements, we subject all our outputs to scrutiny and peer review. Quality in the context of the overall project process, including data collection and processing, is addressed through Itad's overall QA systems. Itad's systems have been accredited for quality management under ISO 9001 since 2011 and we are currently holders of ISO 9001:2015.

Our approach to QA is informed by the system of academic peer-reviewing and by established standards for evaluation quality. We ensure that our evaluations meet the highest standards for conduct of evaluations, and that they are conducted according to the relevant professional standards from professional evaluation associations. Our aim is to meet OECD DAC standards for usefulness, cost-effectiveness, accuracy, credibility, and equity.

QA will assure that IMPACT adheres to the Quality Standards for Development Evaluation, published in 2010 by the OECD DAC Evaluation Network. These standards state that they: 'aim to improve quality and ultimately to reinforce the contribution of evaluation to improving development outcomes'. The standards cover overarching evaluation issues, the purpose, planning and design of evaluations, conducting evaluations and reporting on them, and follow up, use and learning from evaluations.

What do we mean by quality in evaluation?

Similar to other forms of applied research, evaluation requires us to straddle both being technically rigorous (for example adhering to statistical norms) and delivering evidence that is appropriate and timely for a client's needs – as well as ultimately making a contribution to global development (social, economic and environmental impacts). We view quality as having three key requirements:

The first and most obvious is that of technical excellence or academic credibility, where we consider the appropriate standard (rigour) for a particular evaluation approach or methodology. We draw on recognised social science norms and standards to ensure our work meets rigorous technical standards, internationally respected peer reviewers, and established criteria and checklists to review deliverables.

The second is the client's needs, which typically introduces elements of realism around the scope, timeframe and resources – and where the most technically rigorous approach may not be what is most appropriate or timely for a key policy or operational decision. We tend to draw on utilisation-focussed approaches in our evaluations, engaging stakeholders throughout the evaluation process.

And thirdly, we consider our contribution to making a difference, a core value. This focusses on change beyond formal reports – being aware of the ultimate users – and affects the way we communicate evidence and ways we work (e.g. co-constructing products with clients to better embed learning).

Of course, these three requirements are not always aligned, and one of the skills of the evaluator is to navigate the trade-offs between these three perspectives.

In addition to our QA procedures we have included a peer review function within the IMPACT team. Our peer reviewers provide expert technical guidance both methodologically and in the area of migration and reintegration. These reviewers are not significantly involved in the evaluation design and implementation process and hence are able to act as a 'critical friend', challenging our thinking at key stages of IMPACT. Whilst the engagement of peer reviewers will be generally sought around evaluation deliverables, they are also available to play an advisory role should consultation be required.

9.4 Risks and challenges

The risks and challenges associated with IMPACT are numerous given the complexity of the methodology, contextual conditions in each of the three target countries and the ongoing Covid-19 pandemic. We have developed a comprehensive risk register that can be found in Annex I, which is structured around five main categories: (1) Covid-19, (2) methodological risks, (3) operational risks, (4) security risks, and (5) ethics and safeguarding risks. This will be reviewed and updated on a quarterly basis and at key planning points over the course of IMPACT, for example, before the first round of data collection.

In Table 14 we have highlighted the key risks and challenges associated with implementation of IMPACT that have emerged from discussions and analysis undertaken as part of the scoping phase.

Table 14: Risk table

Risk	Likelihood	Impact	Mitigation measures	Required action by others to support mitigation
Covid-19 The ongoing pandemic affects the ability to conduct in-person data collection and causes delays	Medium	High	We will draw on our national partners' extensive networks in each of the three target countries to undertake in-person data collection where national/regional C-19 restrictions permit. Itad also has significant experience in remote data collection and facilitation enabling us to innovate and adapt should the context become very restrictive. We will ensure our approach is flexible and responsive to the evolving situation and schedule regular check-ins with IOM as required.	Support from IOM to flex and adapt plans as necessary and as C-19 restrictions evolve.
Ongoing pandemic, in addition to a complex programme and context, requires real-time decision-making regarding the methodology	Medium	High	It is not possible to predict how the pandemic will unfold over the coming months and how restrictions will affect data collection. As such, it will be necessary to monitor the situation closely and review the methodological scope	Ongoing consultation on methodological priorities and support from IOM to adapt plans as necessary and as C-19 restrictions evolve.

			on an ongoing basis and at key points prior to data collection. It is likely that IOM and the IMPACT team will need to make trade-offs between precision, design and resource in response to dynamic situation.	
Completeness of historical data collected by IOM Difficulties accessing or incomplete case-level data may affect the ability to match different data sets	Medium	Low	Incomplete enumeration of all instruments for individual returnees in the historical data will likely require additional enumeration with longer recall period to fill data gaps and ensure sufficient retrospective sample numbers. Itad will liaise closely with IOM to determine gaps in historical data and appropriate measures to fill them.	Support from IOM to fill data gaps through retrospective enumeration of returnees where possible
Future returnees There is uncertainty as to the number and location of future returnees to constitute part of the sample.	High	Medium	We plan to undertake retrospective enumeration of returnees, both those that have not previously been enumerated and also to collect data on certain components of the survey to ensure we have full data sets wherever possible. (See Section 5.6.2 Retrospective Enumeration). If a contract extension is granted, we will also extend the baseline period for enumeration.	Support from IOM to ensure IMPACT can capitalise on all returnees and enumerate as many recent/future returnees as possible.
Non-migrant resident sampling Our proposed approach to identifying non-migrant resident respondents remotely (if necessary) has never been tested before and hence may not be accepted	Medium	High	Section 5.1.1 details our expected approach to non-migrant resident matching and options should C-19 prevent this. To validate this approach, we could undertake a short field validation exercise of a sample of non-migrant residents to test the effectiveness of the matching approach when Covid-19 restrictions ease.	Support from IOM RO and COs to establish the appropriate matching criteria.
Attrition/non-contactable comparison group This is an ongoing challenge for the EU-IOM Joint Initiative (HoA) with returnees and there is a risk that	High	Medium	Incorporating a large 'attrition buffer' into all samples. There is potential to offer an incentive in the form of remuneration to non-migrant residents who are recruited through returnees	Support from IOM to identify the appropriate incentive options and minimise adverse risks that may arise from remunerating respondents. (See

we are not able to contact the same non-migrant residents for both rounds of data collection.			and successfully complete the baseline and/or endline RSS+, in order to reduce the rate of attrition of non-migrant residents.	Section 9.5 Ethics and Safeguarding).
---	--	--	--	---------------------------------------

In addition to these emergent risks, Itad and its partners (Stats4SD, as well as JaRco in Ethiopia, Dansom in Somalia and Sayara in Sudan) have strong context-specific experience in field-level risk management in the three countries covered by IMPACT. More generally, we are highly familiar with identifying and managing risks involved in the conduct of research work in adverse and non-permissive contexts. We have a proven track record in risk management and mitigation on large and complex programmes in these environments. Key to our approach is the extensive assessment of risks across the range of diverse contexts covered by the IMPACT, and the development of an adaptive management plan that will remain fit for purpose over the full duration of the contract. Our designated project manager updates our risk register and mitigating actions, with high risks flagged to the Audit and Risk Committee (ARC), as subcommittee of Itad's Board.

The main features of our approach are:

- Assessing and scoring risks according to likelihood and severity, both before and after mitigation.
- Assigning individual risks to risk 'owners'.
- Designing clear and specific mitigation measures for each risk identified.
- Regularly updating our risk assessment and mitigation plans to ensure that they remain 'live'.
- Compiling a log of 'closed' risks.
- Communicating our risk management plan clearly and regularly to IOM.

9.5 Ethics and safeguarding

In IMPACT, ethics and safeguarding guidelines are essential to protect the physical and mental well-being of participants, as well as their safety. The following section reviews the policies and procedures we have in place to ensure ethical conduct and the main risks we have identified.

Itad has a number of policies and procedures in place to ensure all team members, both internal and external to Itad conform to high ethical and moral standards. 'Itad's Ethical Principles for Evaluations' sets a standard of behaviour and practice to which all Itad staff and external team members have to adhere. In addition, Itad staff are required to attend training in safeguarding and our safeguarding policy has been incorporated into all our contractual material. All IMPACT team members operate in accordance with international human rights conventions and covenants to which the United Kingdom is a signatory, regardless of local country standards. We will ensure that the IMPACT's ethics and safeguarding protocol is harmonised with IOM's standard ethics and safeguarding practices.

We anticipate that the main ethical concerns of IMPACT will relate to:

- *Risks around confidentiality, anonymity and privacy of returnees and their families, particularly of women or minors.* To manage this risk, culturally meaningful approaches to informed consent and/or assent will be used to ensure that the norms and

traditions of the IMPACT population are respected. This approach will cover voluntary participation, right to withdraw, anonymity, confidentiality and consent. We will also ensure that sampling participants for face-to-face components of IMPACT will not inadvertently put them at risk of being identified by others in the community.

- Ethics and safeguarding issues related to working with returnees under the age of 18, particularly in Ethiopia where there is a higher number of minors in the caseload (14%). Further discussion is required to determine whether or not minors should be included in IMPACT. If minors are included, we will design a specific ethical and safeguarding protocol for working with children/young people, which will include: asking for parents' consent and for minors' assent; safeguarding and child protection measures, including a training to all enumerators on safeguarding; preferably organising FGDs rather than KIIs; and setting up suitable processes for referral and disclosure, if any issue arises.
- *Risks around talking about past trauma and in general past experiences of migration.* To mitigate this risk, we will: carefully review our questions to ensure that they do not trigger trauma, force disclosure or put participants at risk; ensure that the interviewer and the respondent are of the same gender; undertake focus group discussions for men and women separately and in private spaces; create a referral mechanism for participants in case they become distressed after the enumeration activity, including a trusted person external to the data collection, or a psychosocial professional, or an IOM staff member.
- Risks around remuneration of returnees for identifying non-migrant residents, and remuneration for non-migrant residents to take part in IMPACT. Compensation for taking part in research is only provided in very exceptional circumstances. As outlined in Section 5.6.4, this may be an option to be explored should it not be possible to identify non-migrant resident calibration cohort members face to face. To mitigate these risks, we will: carefully review the options for compensation in terms of adequate level and nature, seeking advice from IOM regional and country offices and local experts; ensure that any possible compensation does not lead to an increase in status or tensions with other individuals.
- *Risks around selecting some community members, but not others in the calibration component.* To diminish risks related to this aspect, we will: ensure that our approach is transparent and clear to members of communities to mitigate potential tensions or disappointment; use a 'conflict-sensitive' approach, which will be useful to mitigate perception risks.

In all these cases, data will be anonymised and any identifying information will be stored separately from interview responses. Paper copies containing any type of data will be stored in a locker, and soft copies will be password protected. In agreement with IOM, we will destroy original datasets after an agreed period.

Where possible, we will share the findings from IMPACT with the participants and community respondents, to ensure inclusion of participants' voices in the IMPACT findings. One option could be incorporating IMPACT's findings in the annual stakeholder PPMM.

Ethics guidelines for remote data collection

Data collection teams will follow ethics and safeguarding principles if/when conducting remote data collection, including:

- *Confidentiality and consent* – standard processes for obtaining consent must be in place, including ensuring confidentiality, explaining the purpose of the interview, how

you will use the data, voluntariness of participation and so on. Before starting the interview, the interviewer should:

- Read the consent statement in the interview guide.
- Ask if they can start recording (if recording the interviews).
- Ask participants to confirm they have been given the information about IMPACT and that they are happy to participate. This verbal consent should be recorded as part of the interview, so it can be retrieved in the future if required.
- *Safe environment* – interviewers should ensure respondents are in an environment where they can speak openly and safely, and they are not put at risk by speaking on the phone. The interviewer should agree to call the respondent at a time that will maintain confidentiality. They will also need to check that the respondent is somewhere safe to speak at the beginning of the interview.
- *Safeguarding* – countries that are currently responding to the COVID-19 pandemic have shown an increase in many safeguarding and protection issues, such as gender-based violence in the home, child protection issues and safeguarding issues. Interviewers should consider the risk profile of each person they are coming into contact with and be aware of the appropriate referral pathways for safeguarding concerns.
- *Use of personal data* – when interviews have been completed, telephone numbers must be deleted from the device that was used for the call and from any database where it may have been stored, to ensure respondents are not traceable. All team members should follow this protocol to avoid the risk of respondents being contacted for other purposes.

Detailed ethics and safeguarding protocols specific to each country context will be designed and tailored to the finalised methodology approach post-inception. The IMPACT team is highly experienced in designing ethical guidelines, having worked with refugees, migrants, minors and very vulnerable populations in other evaluations. To design robust research ethics and safeguarding guidelines that take into account the vulnerabilities of returnees, as well as cultural appropriateness, we will seek the cooperation of IOM regional and country offices, as well as our national research partners. Understanding the local context and local norms is extremely important to ensure that our questions and approach are sensitive and adequate. Additionally, we will work with IOM and our local research partners to establish if in-country ethics reviews will be needed for data collection.

9.6 Data management protocols

Since the start of IMPACT, the team has been careful to align with IOM's data protection principles as outlined in the contract. Adherence to Itad's Data Protection Policy and IOM's data protection requirements are embedded in Itad's contractual agreements with external consultants contracted on IMPACT.

Itad takes information security and data protection very seriously, ensuring all personal or sensitive information is adequately protected to industry recognised standards. All team members use exclusively Microsoft Teams for communication. Core team members also use Teams as the platform for sharing and temporarily storing data. This platform is GDPR compliant and deemed the safest option for data management compared to other document sharing platforms (e.g. Dropbox, GDrive). Core team members have access to a dedicated Microsoft Teams channel to store EU-IOM Joint Initiative (HoA) documents, literature review documents, country-level consultation notes and notes from meetings with IOM. Team members who have access to this Teams channel have been instructed to directly upload

documents on this channel rather than sending documents as email attachments, particularly when they contain personal information.

We have also created a Microsoft Teams channel with particular security settings for sensitive documents which are protected under the confidentiality agreement signed between IOM and Itad.⁶² Itad has ensured that only relevant Itad staff and external team members who have signed the confidentiality agreement have access to this folder. Team members have been clearly instructed not to download these documents on their personal devices to ensure copies of these documents are traceable by Itad. If, during the course of IMPACT, we will receive more documentation from IOM that shall fall under the confidentiality agreement, we will follow similar steps.

During the scoping phase, IMPACT's TL and DTL have been granted access by IOM to survey data, stored on IOM SharePoint. Only the TL and DTL have access to the SharePoint and have not shared this data with any other team member. During the course of IMPACT, this data might need to be shared with other team members for specific purposes. In this case, the IMPACT team will request access to IOM to add relevant team members to the SharePoint.

All data, as per IOM data protection agreement, will be archived and/or destroyed after a specified period of time, in agreement with IOM.

⁶² Agreement signed on 6 July 2020.

10 Implementation

10.1 Workplan

The below table sets-out a draft workplan for the evaluation implementation and includes timings for IOM-led returnee enumeration for both baseline and endline. These details will require confirmation following detailed consultation with IOM RO and CO counterparts during piloting / implementation.

	2020												2021												2022	
	03 August 2020	10 August 2020	17 August 2020	24 August 2020	31 August 2020	01 September 2020	01 October 2020	01 November 2020	01 December 2020	01 January 2021	01 February 2021	01 March 2021	01 April 2021	01 May 2021	01 June 2021	01 July 2021	01 August 2021	01 September 2021	01 October 2021	01 November 2021	01 December 2021	01 January 2022	01 February 2022			
Activities																										
D Submission and revision of Methodological Report																										
2. Exploratory Qualitative phase																										
Exploratory FGD module, including:																										
Report / Briefing on Qualitative Findings:																										
3. Baseline Phase - enumeration of RSS+																										
Developing and testing the RSS+ model, including:																										
Internal NE component																										
Selection of comparison communities and enumeration of individuals																										
Multi-level modelling, including:																										
3. Baseline Phase - returnee enumeration (IOM)																										
D Spot Analytical Report #1																										
4. In-depth qualitative case studies																										
In-depth interviews (IDIs) with returnees, including:																										
Case study write-up:																										
D Spot Analytical Report #2																										
5. Qualitative module																										
Follow-up interview module, including:																										
Report / Briefing on Qualitative Findings:																										
D Interim country debrief - Ethiopia																										
D Interim country debrief - Somalia																										
D Interim country debrief - Sudan																										
D Consolidated interim report																										

10.2 Logistics

The implementation of IMPACT is complex logistically, particularly as data collection activities are shared between IOM and the IMPACT team. IOM teams will continue to enumerate the RSS for incoming returnees and any retrospective enumeration required. In this joint endeavour, we aim to work closely together in a manner that models good survey practice and supports rigorous quality assurance, capitalising on the opportunity to add value to the existing IOM M&E processes.

Initial steps will require the IMPACT team to finalise and RSS+ tool which will be tested and piloted by our in-country partners. On finalisation of the tool, in-country partners will work closely with IOM country offices to facilitate training of field supervisors and enumerators.

Secondly, close co-ordination and data sharing will be required to facilitate the IMPACT team-led identification of non-migrant resident respondents. This process will need to immediately follow returnee enumeration.

10.3 List of deliverables

Table 15 outlines the list of deliverables agreed for IMPACT. Indicative timeframes for submission of deliverables are set-out in the workplan in Section 10.1. Exact submission dates for deliverables will be discussed and agreed in advance with IOM.

Table 15: List of deliverables

Deliverable	Payment Milestone
Methodological report	Yes
Spot Analytical Report #1	Yes
Spot Analytical Report #2	Yes
Spot Analytical Report #3	Yes
Interim Debrief Ethiopia	Yes
Interim Debrief Somalia	Yes
Interim Debrief Sudan	Yes
Consolidated Interim Report	Yes
Final Report Ethiopia	Yes
Final Report Somalia	Yes
Final Report Sudan	Yes
Consolidated Final Report	Yes

10.4 Next steps

Upon approval of the methodological report, the immediate next steps for IMPACT will be the following:

- **Logistics** – upon approval of the methodological report, detailed consultations between IOM Regional and Country Offices are required during the piloting and implementation phase to outline the logistics of implementation, agree approaches, timings, support required and data sharing / quality assurance responsibilities.
- **Returnee enumeration** – the IMPACT team will support IOM with training of enumerators and implementation of data quality checks for the next round of returnee enumeration. We will work with IOM to identify data gaps for retrospective

enumeration and put in place a process so the IMPACT team is able to review data in real-time and provide feedback on any quality issues that are identified through the checks.

- **Exploratory qualitative component** – plan and undertake exploratory FGDs in all three countries to inform the development of the modelling approach. The FGDs will gather data on potential drivers of reintegration for inclusion in the RSS+ and inform the non-migrant resident calibration cohort matching criteria.
- **External Natural Experiments** – the IMPACT team will undertake further scoping of the external NE opportunities as agreed with IOM. This will include consultations with external informants and a wider range of information sources. We will agree with IOM decision points on whether or not to proceed with the external NE opportunities.

Annex A Terms of Reference

Section IV. Terms of Reference

1. Objectives

This assignment has three objectives:

- i. **Evaluate the impact of reintegration assistance provided under the EU-IOM Joint Initiative for Migrant Protection and Reintegration in the Horn of Africa to inform programming with a rich base of evidence.**

IOM recognizes that the monitoring and evaluation framework of the EU-IOM Joint Initiative programme is limited to the observation of outcomes and cannot ascertain the true impact of the reintegration assistance provided net of external influencing factors. This assignment is intended to fill this gap and thus increase IOM accountability in front of programme beneficiaries, the donor and civil society at large.

IOM also expects this assignment to produce a large base of evidence to inform reintegration programming at various levels, to design better forms of assistance and generally maximize cost-effectiveness of the support provided. Service providers are thus invited to elaborate on the learning component of their proposals, considering the possibility of informing adjustments of reintegration assistance provision modalities *in itinere* (i.e. during the remaining duration of the programme being evaluated) and/or informing the design and conduction of similar reintegration-focused projects/programmes that may take place in the future.

- ii. **Design a robust impact evaluation methodology that considers the specificities of the programme being evaluated, but also informing the definition of a standard for future impact evaluations of reintegration-focused programmes/projects**

IOM recognizes that, to its knowledge, no precedent exists for the conduction of an impact evaluation study of a returning migrant reintegration programme/project based on an experimental or semi-experimental design. For this reason, Service Providers are requested a significant creative and conceptual effort to meet the methodological requirements set in section 4 of these ToR.

The methodological contribution sought by IOM from this assignment should maximize the robustness of the evaluation given the specific conditions and design features of the programme being evaluated. IOM acknowledges the fact that the evaluation is being launched two years into programme implementation and that the availability of monitoring data may be uneven across beneficiary cohorts and periods considered. Methodological designs put forward by Service providers shall thus seek to maximize robustness and representativeness of the results, considering that some beneficiary cohorts may need different approaches or adjustments to the core evaluation design devised.

Considering that, going forward, reintegration-focused programmes/projects are generally deemed to increase their prominence in IOM's activity portfolio, IOM recognizes the potential

for this assignment to set an important methodological precedent. This considered, the methodological input sought shall also aim at informing the definition of a standard design for the impact evaluation of future or ongoing reintegration programmes/projects.

iii. Improve IOM's understanding of Sustainable Reintegration metrics

In 2017, IOM revised its definition of Sustainable Reintegration in the context of return¹ and subsequently launched the Reintegration Sustainability Survey and its related scoring system (the Reintegration Sustainability Score) to operationalize the definition. The evaluation to be conducted as part of this assignment will look primarily at the impact of reintegration assistance on Sustainable Reintegration, as defined and measured in the aforementioned tools that operationalize this concept.²

IOM recognizes that the Reintegration Sustainability Survey and its scoring tool have been defined very recently and limited feedback on their use in operational contexts is available within the organisation. The study shall therefore serve as a testbed for this metric, also with the aim of identifying possible limitations of the scoring tool when employed in the context of an impact evaluation, considering its usage for both treatment and control cohorts, to inform future adjustments/improvements to both the questionnaire and scoring systems when appropriate and needed.

As a further cautionary measure, in addition to measuring impact against the Reintegration Sustainability Score, the Service Provider will devise additional metrics against which impact will be evaluated as well. These can be single indicators deemed as relevant (at least one per reintegration dimension: economic, social and psychosocial) or other composite measures defined ad hoc. Evaluations conducted against different metrics can therefore be compared and contrasted to inform a meta-evaluation of the metrics themselves (and of the Reintegration Sustainability Score in particular).

2. Geographical coverage

The EU-IOM Joint Initiative programme currently assists beneficiaries with reintegration assistance in Djibouti, Ethiopia, Eritrea, Kenya, Somalia, South Sudan and Sudan. Ethiopia, Somalia and Sudan account for the largest reintegration caseload and are the primary target of

¹ "Reintegration can be considered sustainable when returnees have reached levels of economic self-sufficiency, social stability within their communities, and psychosocial well-being that allow them to cope with (re)migration drivers. Having achieved sustainable reintegration, returnees are able to make further migration decisions a matter of choice, rather than necessity." (IOM, 2017, *towards an integrated approach to reintegration in the context of return*).

² In reference to the operationalization of the Sustainable Reintegration definitions, the information package of this ToR (section 7) includes the Reintegration Sustainability survey questionnaire, the MsExcel scoring tool detailing the indicators and weights included in the composite index, a methodological note on the usage of the two tool in the context of M&E operations.

the impact evaluation study. It is envisioned that the Service Provider will complement the monitoring data collected by IOM by periodically facilitating quantitative and qualitative data collection exercises with returnees, family members, community members, leaders and other relevant entities in targeted areas within these three countries to better understand the impact of the assistance provided.

Data from the reintegration caseload in Djibouti, Eritrea, Kenya and South Sudan can as well be used to support the impact evaluation, depending on the design defined by the Service Provider.³

Country	Number of beneficiaries (inbound caseload*)	Received Economic support (e.g. microbusiness startup in-kind package)	Received Social support (e.g. medical support, education or housing support)	Received PSS support (e.g. psychosocial counselling, group session, referrals, treatments)
Ethiopia	5,572	1,920	359	3,509
Somalia	726	398	60	167
Sudan	1,824	415	101	110
Eritrea	57	30**	0	0
Djibouti	9	3	0	0
Kenya	16	10	5	1
South Sudan	1	0	0	0

* These numbers represent the returnees who received post arrival assistance
 ** Eritrean beneficiaries have received a cash grant instead of the in-kind support

³ Should this be the case, complementary data collection can be arranged by IOM directly.

3. Duration

Based on IOM understanding of the matter, the duration of the study depends on the methodology design devised and on the progression of the programme, especially in terms of provision of reintegration assistance and timing of data collection for monitoring purposes (e.g. the endline Reintegration Sustainability survey interview is generally conducted after one year the person has returned in the country of origin).

Under the current contractual arrangement, the EU-IOM Joint Initiative programme in the EHoA region is scheduled to close at the end of March 2021. By the end of March 2021, IOM is supposed to have reached the target of 7,000 beneficiary individuals assisted with reintegration support – as of September 2019, the programme had provided reintegration support to a total of 5,324, equivalent to 76% of the target.⁴

Negotiations between IOM and the donor are currently ongoing and may result in an extension of the programme duration (for a maximum of one year). The deadline to reach the target for the number of beneficiary individuals receiving reintegration assistance may be revised as well. At the moment, as shown in table IV.1 overleaf, two possible scenarios are foreseen.

Service Providers are invited to plan the duration of study activities and timelines of deliverables under both scenarios. Considering the possibility of a one year extension of the programme and considering that endline Reintegration Sustainability interviews take place at least one year after return, IOM expects that all study activities/deliverable to be concluded/submitted by the end of 2022.

⁴ IOM considers that an individual started the reintegration assistance process when the first counselling session addressing the returnee's reintegration plan is carried out (or when the first reintegration activity starts if that happens before the first reintegration counselling session). As of September 2019, 2,779 benefited from economic reintegration support (i.e., entrepreneurship training, business start-up in-kind assistance, OR vocational skills training, etc), 4,172 from psychosocial support (i.e., psychosocial counselling, group session, referrals OR treatments), and 525 from social services (i.e., medical treatments, education, legal/documentation support, OR housing/shelter). Some of these beneficiaries received 2 or more dimensions of assistance hence these numbers should not be summed. Further breakdown of the detailed types of individual reintegration assistance per dimension will be available to the selected Service Provider).

Table IV.1 – Programme deadlines and extension scenarios

	2019		2020				2021				2022		
	Q3	Q4	Q1	Q2	Q3	Q4	Q1	Q2	Q3	Q4	Q1	Q2	Q3
Horn of Africa programme													
Achievement of return target			Jan-20										
Achievement of reintegration target					Aug-20								
End of contract							Mar-21						
Scenario 1 – Bridging Strategy													
Voluntary return component end								Jun-21					
Reintegration component end											Mar-22		
Contract end dates											Mar-22		
Scenario 2 – Phase Out													
Voluntary return component end			Jun-20										
Reintegration component end							Mar-21						
Contract end dates							Mar-21						

4. Requirements

The requirements and expectations of IOM with respect to the service sought relate to five dimensions: (a.) approach, (b.) robustness, (c.) representativeness, (d.) data protection and (e.) transparency.

a. Approach

The M&E logical framework of the programme object of the evaluation takes the approach of observing outcomes to determine the success of the programme in terms of sustainable reintegration. In particular, the Reintegration Sustainability survey is administered to beneficiaries at least after one year from the date of return to compute an individual Reintegration Sustainability score. The target set for the programme is that at least 70% of the surveyed beneficiaries shall score above 0.66.⁵ With this assignment, IOM wishes to overcome the current approach, which simply observes *outcomes*, to better ascertain how the reintegration assistance provided under the programme affects outcomes in terms of reintegration sustainability (*impact*).

IOM requires the approach taken to fully qualify the study as an *impact evaluation*.⁶ Central to this designation, is the need of devising a suitable counterfactual (what the outcomes would have been in the absence of the intervention).

IOM recognizes that a pure experimental design is unfeasible due to the ethical and programmatic impossibility of purposely excluding beneficiaries to populate a comparison/control group. Therefore IOM recommends a semi-experimental design.

Annex C of the Invitation to Submit Expression of Interest no. FPU.SF- 19.4, combined with the presentation “The Impact of Reintegration Assistance in the EHoA on Sustainable Reintegration: Towards an impact evaluation study”, given during the public consultation held on 20 August 2019 in Nairobi⁷, summarize the technical understanding of the assignment by IOM and provide suggestions on how to approach the construction of a counterfactual for this study. Service Providers are invited to review this material carefully when formulating their Technical Proposal, while also considering the possibility of challenging the views and the suggestions therein contained and propose different solutions (e.g. a ‘synthetic’ control group matching the profile of beneficiaries with components drawn nation-wide or from selected communities).

⁵ This refers to indicator ‘% of migrants assisted reporting sufficient levels of economic self-sufficiency, social stability and psychosocial wellbeing in their community of return’ that falls under specific objective 3 ‘migrants rights are promoted and returnees benefit from sustainable, economic, social and psychosocial reintegration that also benefits communities.’ The 0.66 threshold is arbitrary and equivalent to two thirds of the maximum Reintegration sustainability score (1.00).

⁶ The term *impact evaluation* shall be intended according the definition included in the OECD document titled “Outline of Principles of Impact Evaluation”: “Impact evaluation is an assessment of how the intervention being evaluated affects outcomes, whether these effects are intended or unintended. The proper analysis of impact requires a counterfactual of what those outcomes would have been in the absence of the intervention.”

⁷ Both documents are part of the information package of this ToR, as listed in Section 7 below.

Given the centrality of the counterfactual in the study, Service Providers should consider that their overall elaboration of this key aspect of the evaluation design in the Technical Proposal, will be the object of specific evaluation by the BEAC, based on BEAC evaluation criteria 2.2.

b. Robustness

IOM requires that the study is designed and conducted in a way that result robustness is maximized, in order to effectively inform programming and generally fulfil the objectives set for this assignment.

IOM understands that at least three external influencing factors overlap with the effect of reintegration interventions: individual variability (human beings are diverse and may react to the same treatment in different ways); changes in the economic, social and psychosocial standards in the community of return; 'natural' fluctuations of the level of reintegration sustainability (W model). Service Providers are warmly invited to elaborate on their understanding of the 'external influencing factors' and how the proposed design to separate their influence from the 'net' impact of programme interventions.

In consideration of the fact that a randomized evaluation design is likely to be unfeasible, Service Providers are invited to clearly elaborate on the drawbacks of a semi-experimental approach in terms of result robustness and the mitigating measures devised (e.g. complementary qualitative research, regression modelling, etc.).

c. Representativeness

IOM requires the study to be as representative as possible across all beneficiaries and periods of the programme.

IOM recognizes that consistent baseline and endline Reintegration Sustainability survey administration started in September 2019, implying that, by the end of the programme, the core impact evaluation design may be applicable only to a fraction of beneficiaries for which both measurements are available. Service Providers are invited to elaborate on the applicability of their proposed evaluation designs, vis-à-vis the availability of data across the entire population of beneficiaries. Service Provider may devise ad hoc questionnaires to capture baseline levels ex post, or devise other methods to infer them indirectly.

IOM also recognizes that beneficiaries include a relatively small number of minors and of females. Service Providers are therefore invited to consider conducting complementary qualitative research targeting smaller groups that are relevant for programming but for which sample size may be insufficient to produce meaningful/reliable results solely through quantitative analysis.

d. Data protection

This assignment will entail the facilitation of data collection among programme beneficiaries and other relevant entities, which may include beneficiaries of other IOM programmes, community members, leaders, key informants, etc. The Service Provider will also access monitoring data gathered by IOM, which must be treated in conformity with IOM Data Protection principles.

In the Proposals received, Service Providers are invited to demonstrate a clear understanding of IOM Data Protection policy, as well as to elaborate on the ethical and methodological standards envisaged for data collection exercises to be conducted as part of this assignment.

e. Transparency

Given what set in the objectives of this assignment and with specific relation to requirement b. (Robustness), IOM deems as essential that the Service Provider is fully transparent for what concerns data collection methodology and practice, data treatment and analysis. Transparency should also apply to the description of the procedures followed in any component of the research, including any possible deviation from the standards set and the consequences for the robustness of the results.

In accordance with the requirements of the donor, IOM will define appropriate modalities to make publicly available the results of the evaluation, as well as the data gathered (both qualitative and quantitative) and the scripts used for the quantitative analysis, in order to increase accountability and generate benefits for researchers (whom may be interested in the analysis/review of the assessment, the replication of its results or the conduction of further analysis on the data gathered) and for other organisations (which may use this material to inform or facilitate the conduction of similar studies).

In particular, the methodology and data collected through this study may also be used and inform a parallel comparative analysis study on reintegration outcomes that will be carried out as part of the ORION Project⁸ (Operationalising an Integrated Approach to Reintegration). The parallel study will mainly focus on reintegration initiatives being carried out in Guinea, Morocco and Senegal. However, it will aim to include comparisons from other countries where the Reintegration Sustainability survey has been administered. Service Providers should therefore ensure that the data collected through this study can be made available to IOM on a regular basis to allow for analysis as part of another study.

⁸ This project, funded by the UK Department for International Development (DFID), is part of the “Safety, Support and Solutions in the Central Mediterranean Route” Programme, which focuses on the Central Mediterranean route to tackle unsafe migration and protect people from harm along their journeys. The ORION project’s overall objective is to contribute to sustainable reintegration of returning migrants by developing tools to promote sustainable reintegration across all dimensions (economic, social and psycho-social); reinforcing evidence-based programming with robust monitoring processes and data collection; and strengthening the capacities of local stakeholders in countries of origin to support reintegration.

In the Proposals received, Service Providers are invited to describe in detail their approach to ensure result replicability and transparency to the study.⁹

5. Deliverables and related services

In their Technical Proposals, Service Providers will define an appropriate set of deliverables for the assignment, as well as a timeline for their provision to IOM, in accordance with the objectives and requirements of this assignment set in this ToR, and also compatibly with the evaluation design proposed. This section outlines general requirements for the definition of deliverable lists and delivery timelines by Service Providers.

IOM requires the lists of deliverables to include a **Methodological Report** describing in detail the approach and the design of the study, and including as well detailed operational plans, SOPs and procedures set for data collection, treatment and analysis. The Methodological Report should build on the various activities undertaken in the preparatory stages of the study (scoping missions, desk research, pilot data collection exercises, etc.).

IOM requires the lists of deliverables to include an **Interim Report** providing preliminary results and recommendation for programming, as well as a **Final Report** providing the final results and recommendations. For dissemination and visibility purposes, the Service Provider shall also foresee the provision of inputs based on the Final Report (e.g. short notes or briefs) providing general information on the evaluation results and limitations to programme beneficiaries and other non-technical audiences.

IOM requires Service Providers to foresee the preparation of a at least two (2) additional analytical deliverables (**Spot Analytical Reports**) aimed at maximizing programme learning opportunities ahead of the availability of final results: these can be short reports addressing specific aspects of programming or of beneficiary/community member profiling that will present any data or piece of evidence available during the conduction of the evaluation.

Service Providers shall assume that each Report or relevant analytical deliverable should entail the preparation of a related **Set of Slides for Presentation**. For dissemination and visibility purposes, the Service Provider shall also assume that relevant **dissemination material** (e.g. notes, infographics, non-technical summaries, etc.) will have to be produced for each analytical deliverable foreseen, in order to present the contents to programme beneficiaries¹⁰ and other non-technical audiences.

Any piece of **Raw Data** (both quantitative and qualitative) collected by the Service Provider as part of this assignment should be submitted to IOM with the shortest delay possible, to be

⁹ Transparency measures should not contrast with Requirement d. (Data Protection) and with IOM Data Protection policy in general. In this sense, Service Providers shall foresee the preparation of anonymised datasets for disclosure and replicability purposes.

¹⁰ IOM is committed to share and discuss M&E data analyses and recommendations with programme beneficiaries during dedicated events.

stored in a structured Repository managed by IOM. Service Providers should also foresee the delivery of detailed **Field Reports** for each data collection activity undertaken, containing metadata and elaborating on the specific conditions encountered during data collection, challenges encountered and limitations.

The Raw Data collected is to be treated and arranged in **Datasets** by the Service Provider for analytical purposes. Service Providers will submit the Datasets to IOM with the shortest delay possible for them to be stored in the Repository set up by IOM for the assignment. In accordance with Requirement d. (Data Protection) and e. (Transparency), Service Providers will foresee the preparation of anonymized datasets that can be made publicly available without violating data protection requirements. In accordance with Requirement e. (Transparency), all the **Scripts** (or, whereas scripts are not applicable, detailed descriptions of the analytical process followed) shall be made available to IOM during the duration of the assignment. Service Providers are strongly encouraged to use R to perform any statistical analysis foreseen in the study, and to provide scripts in this language that follow result replicability best practice.

6. Activities

In their Technical Proposals, Service Providers will describe in detail the activities foreseen for the execution of this assignment, as well as their duration, in accordance with the objectives and requirements of this assignment set in this ToR, and also compatibly with the evaluation design proposed. This sections outlines general requirements for the definition of activities and their timeline.

IOM requires Service Providers to foresee the conduction of a **Scoping Mission** for preparatory purposes in Kenya (RO Nairobi), and including also field visits in Ethiopia, Somalia and Sudan.

IOM requires Service Providers to foresee the participation to at least two (2) **Dissemination Events** (one in Nairobi and one in Brussels/Geneva).

IOM invites Service Providers to elaborate in detail on **Data Collection** activities foreseen and their timing, as well as on their plans to review and complement ongoing monitoring data collection exercises led by IOM to feed the impact evaluation analysis.

Annex B IOM list of indicators

Table 16: Individual Indicators, Samuel Hall 2017





Economic Dimension	Measurement
1. Source of income	Currently working (No=0, Yes=1)
	Owns a productive asset (0, 1)
2. Reliability and adequacy of employment or income generating activity	Not currently looking for a job (0, 1)
	5-point scale (0, .25, .5, .75, 1) based on self-perceived access to employment/trainings.
3. Debt to spending ratio	Household debt does not exceed monthly spending (0, 1)
	5-point scale (0, .25, .5, .75, 1) based on frequency at which the respondent borrows money where (1 = never)
	Access to credit if needed (0, 1)
4. Food security	5-point scale (0, .25, .5, .75, 1) based on frequency family uses food coping mechanisms (where 1=never)
5. Self-assessment of economic situation satisfaction	5-point scale (0, .25, .5, .75, 1) based on perception of economic situation (where 1=very satisfied)
Social Dimension	Measurement
1. Adequate housing situation	Access to housing (0, 1)
	5-point scale (0, .25, .5, .75, 1) based on quality of housing
2. Access to public services and social protection schemes	5-point scale (0, .25, .5, .75, 1) based on access to public services
	Ownership of ID documents (0, 1)
3. Access to effective remedies and justice	5-point scale (0, .25, .5, .75, 1) based on access to justice
4. Access to health services	Access to formal healthcare (0, 1)
	5-point scale (0, .25, .5, .75, 1) based on access to healthcare
	5-point scale (0, .25, .5, .75, 1) based on adequacy of health services
5. Access to education for school-aged children	All school-aged children enrolled in school (0, 1)
	5-point scale (0, .25, .5, .75, 1) based on access to education

Psychosocial Dimension	Measurement
1. Social and community involvement	5-point scale (0, .25, .5, .75, 1) based on participation in community activities
	Has a support network (0, 1)
	5-point scale (0, .25, .5, .75, 1) based on feeling of belonging in community
2. Non-discrimination	5-point scale (0, .25, .5, .75, 1) based on frequency of experiencing discrimination where (1=never)
3. Considering further migration	Not intending to migrate again in next 12 months (0, 1)
	If intending to migrate again, plans to use regular/legal migration channels instead of irregular means of migration (0, 1)
4. Signs of distress	Not experiencing psychological distress (0, 1)
	5-point scale (0, .25, .5, .75, 1) based on lack of presence of tension in household
	Wants access to psychological services (0, 1)
5. Feeling safe and secure in daily activities	5-point scale (0, .25, .5, .75, 1) based on feeling safe and secure in daily activities

Table 17: Community level indicators (Samuel Hall, 2017)

Economic Profiling Monitoring Profiling	Social and Demographic	Community-Based
1. Type of economic system (market, subsistence, mixed)	1. Age distribution	1. Safety levels
2. Type of economic actors	2. Sex distribution	2. Income and employment
3. Type of employment and economic activities available	3. Social activities	3. Access to basic services (including housing, physical and mental healthcare, schools)
4. Rates of employment	4. Support networks	4. Essential needs covered (food security, health, education, WASH, adequate shelter)
5. Employer profile	5. Social inclusion a. Signs of distress b. Discrimination c. Self-determination	5. Social participation and activities
6. Labour force profile	6. Accessibility of health care	6. Land and tenure security
7. Access to credit	7. Ethnic distribution	7. Language(s) spoken
8. Community resources	8. Educational achievement	8. Access to effective remedies and justice
	9. Migration rates	

Annex C Reintegration frameworks review

ReDSS pillar	ReDSS sub-criteria	ReDSS indicators	RSI (adapted from Samuel Hall)	Comparative Research on the Assisted Voluntary Return and Reintegration of Migrants - Koser and Kuschminder (2015)	Samuel Hall 2017, "The Multi-Dimensional Integration Index: Methodological Note"	Self-Reliance Index Version 2.0: Indicators to measure progress toward self-reliance	Save the Children - Durable Solutions for Children Toolkit
Framing of indicators			3 dimensions: economic, social, psychosocial 16 objective measures, 16 subjective		Splits between objective and perception indicator questions	Questionnaire detail start on page 7	Consists of four key domains, covering all aspects of a durable solution for children and their families. Each domain contains measurable indicators, clustered hierarchically into summary, core and analysis indicators. The domains are: material safety, psychosocial safety, legal safety and physical safety
Weblink							
Index creation technique			PCA/Expert weight		Logistic regression predicting Host Community membership	Fixed weights	
Physical safety	Safety and security/protection/social cohesion	1. Level of clearance of mines and unexploded ordnance on main roads, living areas and cultivatable land in sites of returnees settlement/refugee camps vs. elsewhere in the country	-	-			
		2. That Refugees/ returnees face no discriminatory or arbitrary restrictions of their freedom of movement	-	-			Right to freedom of movement

ReDSS pillar	ReDSS sub-criteria	ReDSS indicators	RSI (adapted from Samuel Hall)	Comparative Research on the Assisted Voluntary Return and Reintegration of Migrants - Koser and Kuschminder (2015)	Samuel Hall 2017, "The Multi-Dimensional Integration Index: Methodological Note	Self-Reliance Index Version 2.0: Indicators to measure progress toward self-reliance	Save the Children - Durable Solutions for Children Toolkit
		3. Number of police stations and courts as well as trained police and judicial personnel in returnees /refugee areas (compared to notational standards)	-	-			
		4. Number of reported acts of violence or intimidation targeting IDP/refugees on the basis of their returnees /refugee or minority status, including SGV	-	-			Children are protected from abuse and exploitation
		5. Prevalence of violent crimes suffered by returnees /refugees compared to crimes suffered by the resident population, the situation before displacement or the national average (as appropriate)	-	-			Children are protected from conflict
							Protection from harmful socio-cultural practices (i.e. child marriage)
		6. Safety and security perceptions of returnees /refugees/ host community seeking a durable solutions in country/place of asylum	5. Feeling safe and secure in daily activities - Measurement: Feeling safe in daily activities (PSS dimension)	Individual identifies feeling safe in their community; Individual identifies feeling safe in their home (Safety and security dimension)	I feel safe for myself and my household when outside engaging in daily activities. a. strongly agree b. somewhat agree c. neither agree nor disagree d. somewhat disagree e. strongly disagree f. don't know / refuse to answer	Does your household currently feel safe enough to pursue all of the social, economic and educational opportunities you want? 1. Don't feel safe enough to pursue any opportunities 2. Feel safe enough to pursue some opportunities	Perceptions of the integrity of formal justice providers and law institutions

ReDSS pillar	ReDSS sub-criteria	ReDSS indicators	RSI (adapted from Samuel Hall)	Comparative Research on the Assisted Voluntary Return and Reintegration of Migrants - Koser and Kuschminder (2015)	Samuel Hall 2017, "The Multi-Dimensional Integration Index: Methodological Note	Self-Reliance Index Version 2.0: Indicators to measure progress toward self-reliance	Save the Children - Durable Solutions for Children Toolkit
						3. Feel safe enough to pursue all opportunities	
Material safety	Adequate standard of living	1. Assistance programs in place to provide returnees /refugees with essential food, potable water, basic shelter, sanitation and essential health care				Have you relied on assistance for any of the following in the last 3 months? [select as many as apply]: 0. No assistance 1. Food 2. Utilities/Housing 3. Healthcare 4. Education (primary and/or secondary education) 5. Other (include a description in Comments section)	
			4. Access to health services - Measurement: rate access to healthcare; quality of health care(Social dimension)		Does this household have access to formal healthcare (clinic, hospital...) ? How far is the nearest source of formal healthcare to which your household has access? Have you or anyone in this household received medical treatment over the past year?	In the last 3 months, has your household been able to get the health care needed? 0. Have not needed health care in last 3 months 1. Did not receive the needed health care 2. Received some of the needed health care 3. Received all of the needed health care	Access to healthcare

ReDSS pillar	ReDSS sub-criteria	ReDSS indicators	RSI (adapted from Samuel Hall)	Comparative Research on the Assisted Voluntary Return and Reintegration of Migrants - Koser and Kuschminder (2015)	Samuel Hall 2017, "The Multi-Dimensional Integration Index: Methodological Note	Self-Reliance Index Version 2.0: Indicators to measure progress toward self-reliance	Save the Children - Durable Solutions for Children Toolkit
					Do you or anyone in your household experience any of the following symptoms? a. Racing heart, sweating, frightening thoughts b. Bad dreams, difficulty sleeping c. Avoiding places or things that remind you of a bad experience d. Feeling numb, depressed e. Feeling angry easily f. Feeling stressed or anxious g. Feeling guilty h. Having trouble remembering things	Does anyone in your household currently have a physical or psychological health condition that interferes with income-generating activities? 1. Adult(s) in household has health condition that interferes with adult employment 2. Dependent(s) in household has health condition that interferes with adult employment 3. None of the above	Children are healthy
		2. Estimated number of returnees /refugees who are malnourished or homeless	4. Food security - Measurement: Frequency family uses food coping mechanisms (reducing quantity/quality of food) (Economic dimension)		In the past, has your household had to reduce the quantity or quality of food consumed for lack of means? How long ago did this last occur?	How would you describe your household's food intake yesterday? 1. Household did not eat yesterday 2. Household was able to eat, but not even a full meal 3. Household was able to eat 1 full meal 4. Household was able to eat 2-3 full meals	Nutrition

ReDSS pillar	ReDSS sub-criteria	ReDSS indicators	RSI (adapted from Samuel Hall)	Comparative Research on the Assisted Voluntary Return and Reintegration of Migrants - Koser and Kuschminder (2015)	Samuel Hall 2017, "The Multi-Dimensional Integration Index: Methodological Note	Self-Reliance Index Version 2.0: Indicators to measure progress toward self-reliance	Save the Children - Durable Solutions for Children Toolkit
		3. Percentage of returnees /refugees who do not have access to essential food, potable water, basic shelter, sanitation or essential health care compared to the resident population, the situation before displacement or the national average, as appropriate	2. Access to public services and social protection schemes - Measurement: self assessment of rate of access to housing, education, documentation, safe drinking water, health care (Social dimension)		Please tell us if you have any of the following in your house: a. electrical installation b. piped water or well c. indoor or covered latrine	How would you describe your current housing situation? 1. No shelter 2. Makeshift shelter (shack, kiosk, vehicle)/ Shelter not fit for safe habitation 3. Temporarily hosted by friends, family, community/faith group, or emergency shelter 4. Apartment or house, not adequate 5. Apartment or house, adequate	
		4. Percentage of returnees /refugee children with access to at least primary education in adequate conditions and quality, compared to the resident population, the situation before displacement or the national average, as appropriate	5. Access to education for school-aged children - Measurement: Self assessed rate of access to education; All school-aged children enrolled in school (Social dimension)		Are all the boys/girls between the ages of six and thirteen in your household currently attending school?	In the last 3 months, have the school-aged children in your household been attending school? 0. No school-aged children in household 1. None are in school 2. Some are in school 3. All are in school	Children have access to education
		5. No legal or administrative obstacles preventing returnees /refugee children from going to school					
		6. Percentage of returnees /refugees living in overcrowded housing/shelter, compared to the resident population, the situation before displacement or the					Quality of housing

ReDSS pillar	ReDSS sub-criteria	ReDSS indicators	RSI (adapted from Samuel Hall)	Comparative Research on the Assisted Voluntary Return and Reintegration of Migrants - Koser and Kuschminder (2015)	Samuel Hall 2017, "The Multi-Dimensional Integration Index: Methodological Note"	Self-Reliance Index Version 2.0: Indicators to measure progress toward self-reliance	Save the Children - Durable Solutions for Children Toolkit
		national average, as appropriate					
		7. Returnees /refugees do not face specific obstacles to access public services, assistance or remittances from aboard compared to local residents with comparable needs					
					I feel secure that my household can remain in this dwelling for as long as we wish a. strongly agree b. somewhat agree c. neither agree nor disagree d. somewhat disagree e. strongly disagree f. don't know / refuse to answer	How many months in the last 3 months have you not been able to pay rent? 1. 2-3 times 2. 1 time 3. None 4. Not applicable	
					How far from your house is the nearest source of safe drinking water? a. at home b. less than 15 minutes walk away c. between 15 and 30 minutes' walk d. between 30 minutes' and one hour's walk		WASH services

ReDSS pillar	ReDSS sub-criteria	ReDSS indicators	RSI (adapted from Samuel Hall)	Comparative Research on the Assisted Voluntary Return and Reintegration of Migrants - Koser and Kuschminder (2015)	Samuel Hall 2017, "The Multi-Dimensional Integration Index: Methodological Note"	Self-Reliance Index Version 2.0: Indicators to measure progress toward self-reliance	Save the Children - Durable Solutions for Children Toolkit
	Access to livelihoods	1. There are no legal or administrative obstacles to returnees /refugee employment or economic activity that the resident population does not face	5. Self-assessment of economic situation satisfaction - Measurement: own perception of economic situation (Economic dimension)	Household has more than one source of income	Someone in the household could get a job if he/she wanted one a. strongly agree b. somewhat agree c. neither agree nor disagree d. somewhat disagree e. strongly disagree f. don't know / refuse to answer		
		2. Unemployment among returnees /refugees compared to the resident population, the situation before displacement or the national average, as appropriate	1. Source of income - Measurement: currently working; owns a productive asset (Economic dimension)	Individual is employed (economic dimension)		How would you describe the incomegenerating activities that household members are engaged in, in the last 3 months? 1. No employment 2. Temporary, irregular, seasonal 3. Regular part-time (including self-employment) 4. Full-time (including self-employment), without necessary legal documentation 5. Full-time (including self-employment), with legal documentation, if necessary	Unemployment rates
		3. Types and conditions of employment of the returnees /refugee population compared to the non-displaced population, including rates of informal-market employment and	2. Reliability and adequacy of employment or income generating activity - Measurement: Not looking for a job; self-perceived access to employment & training, reason for looking				

ReDSS pillar	ReDSS sub-criteria	ReDSS indicators	RSI (adapted from Samuel Hall)	Comparative Research on the Assisted Voluntary Return and Reintegration of Migrants - Koser and Kuschminder (2015)	Samuel Hall 2017, "The Multi-Dimensional Integration Index: Methodological Note"	Self-Reliance Index Version 2.0: Indicators to measure progress toward self-reliance	Save the Children - Durable Solutions for Children Toolkit
		access to labor law standards, such as the minimum wage, as appropriate					
		4. Poverty levels among returnees /refugees compared to the resident population, the situation before displacement or the national average, as appropriate			Compared to other people in this area, I would say my household's economic situation is a. Better b. The same c. Worst d. don't know / refuse to answer		Children do not suffer from poverty
		1. Existence of effective and accessible mechanisms to ensure access to land and/or secure tenure (housing, land and property rights)					Barriers to reclaiming original property and lands
	Restoration of housing, land and property	2. Percentage of returnees /refugees remaining without adequate housing, reduction in this percentage over time and comparison with the percentage for the resident population or the national average, as appropriate	1. Adequate housing situation - Measurement: self assessed rate of access to housing; quality of housing (Social dimension)	Individual owns land or house (economic dimension)			
		3. Returnees /refugees have access to support programs (including access to credits) to secure/improve housing, land or property on the same basis as the resident population			I / my household have free access to information about government programs from which we might benefit a. strongly agree b. somewhat agree c. neither agree nor disagree d. somewhat disagree e. strongly disagree		

ReDSS pillar	ReDSS sub-criteria	ReDSS indicators	RSI (adapted from Samuel Hall)	Comparative Research on the Assisted Voluntary Return and Reintegration of Migrants - Koser and Kuschminder (2015)	Samuel Hall 2017, "The Multi-Dimensional Integration Index: Methodological Note"	Self-Reliance Index Version 2.0: Indicators to measure progress toward self-reliance	Save the Children - Durable Solutions for Children Toolkit
					f. don't know / refuse to answer		
					Does your household own the house or apartment you live in?		
					Does your household own land in this area?		
Legal safety	Access to documentation	1. Returnees /refugee women and men face no legal or administrative obstacles to obtain birth certificates, national ID cards or other personal documents relevant to the context	2. Access to public services and social protection schemes - Measurement: Ownership of ID document (Social dimension)				
		2. Mechanisms to obtain documents are accessible and affordable bearing in mind the local context					
		3. Percentage of returnees /refugees without birth certificates, national ID cards or other personal documents relevant to the local context vis a vis the national rights holders the situation before displacement or the national average, as appropriate			Does at least one member of your household have a tazkera or a birth certificate?/Do all members of your household have a tazkera or a birth certificate?		Children have civil documents

ReDSS pillar	ReDSS sub-criteria	ReDSS indicators	RSI (adapted from Samuel Hall)	Comparative Research on the Assisted Voluntary Return and Reintegration of Migrants - Koser and Kuschminder (2015)	Samuel Hall 2017, "The Multi-Dimensional Integration Index: Methodological Note	Self-Reliance Index Version 2.0: Indicators to measure progress toward self-reliance	Save the Children - Durable Solutions for Children Toolkit
	Family reunification	1. Mechanisms have been put in place to reunite separated family members. No movement restrictions prevent family reunification. Acceptance of the returnees within the wider family/clan fabric.	lack of presence of tensions/conflicts with family; (PSS dimension)				
		2. The number of internally displaced children / refugee children or other dependent persons who have not yet been reunited with their families					Children are united with their families
		3. The number of unaccompanied and separated internally displaced children/refugee children for whom a best interest determination is needed but has not been conducted	-				
	Participation in public affairs	1. Refugees/ returnees face no legal or administrative obstacles not faced by the resident population that prevent them from voting, being elected or working in public service		"Individual identifies that they trust the government		1. Refugees/ returnees face no legal or administrative obstacles not faced by the resident population that prevent them from voting, being elected or working in public service	
		(Safety and security dimension)"				(Safety and security dimension)"	

ReDSS pillar	ReDSS sub-criteria	ReDSS indicators	RSI (adapted from Samuel Hall)	Comparative Research on the Assisted Voluntary Return and Reintegration of Migrants - Koser and Kuschminder (2015)	Samuel Hall 2017, "The Multi-Dimensional Integration Index: Methodological Note"	Self-Reliance Index Version 2.0: Indicators to measure progress toward self-reliance	Save the Children - Durable Solutions for Children Toolkit
	Access to effective remedies and justice	1. Existence of accessible mechanisms that have the legal mandate and actual capacity to provide returnees /refugees with effective remedies for violations suffered, including violations committed by non-state actors	3. Access to effective remedies and justice - Measurement: rate access to justice (social dimension)	Individual feels that they could access justice if their rights were violated (Safety and security dimension)	If there is a conflict or I am threatened, I can go to the police or the courts for help/can turn to local (informal) authorities for redress a. strongly agree b. somewhat agree c. neither agree nor disagree d. somewhat disagree e. strongly disagree f. don't know / refuse to answer		
					I / members of my household are in need of legal assistance/We know where to go if we need legal assistance. a. strongly agree b. somewhat agree c. neither agree nor disagree d. somewhat disagree e. strongly disagree f. don't know / refuse to answer		
		2. Percentage of returnees /refugees who consider that the violations suffered have been effectively remedied and a sense of justice restored					
Other		Shocks					
		Finances	3. Debt to spending ratio - Measurement: Household debt does not exceed monthly spending; frequency of money borrowed; access to	"Remaining migration debt (Individual has no debt)	Does your household currently hold more debt than it spends in a month?	Do you currently have any debt (no matter how small) for any of the following? [select as many as apply]:	

ReDSS pillar	ReDSS sub-criteria	ReDSS indicators	RSI (adapted from Samuel Hall)	Comparative Research on the Assisted Voluntary Return and Reintegration of Migrants - Koser and Kuschminder (2015)	Samuel Hall 2017, "The Multi-Dimensional Integration Index: Methodological Note"	Self-Reliance Index Version 2.0: Indicators to measure progress toward self-reliance	Save the Children - Durable Solutions for Children Toolkit
			credit if needed (economic dimension)			0. No debt 1. Food 2. Utilities/Housing 3. Healthcare 4. Education (primary and secondary education) 5. Transport 6. Investment (include a description in Comments section)	
					Please tell us if your household / someone in your household owns the following: a. radio b. television c. refrigerator d. motorcycle e. car f. mobile phone g. livestock h. computer	Do you currently have any money you have saved or put aside, or assets you could sell if needed? 1. No, no savings or sellable assets 2. Yes, but not enough to cover one month's expenses (basic needs) 3. Yes, enough to cover one month's expenses (basic needs) 4. Yes, enough to cover one month's expenses (basic needs) plus enough to purchase an asset, or reinvest into one's business, or to sustain a moderate health crisis	

ReDSS pillar	ReDSS sub-criteria	ReDSS indicators	RSI (adapted from Samuel Hall)	Comparative Research on the Assisted Voluntary Return and Reintegration of Migrants - Koser and Kuschminder (2015)	Samuel Hall 2017, "The Multi-Dimensional Integration Index: Methodological Note"	Self-Reliance Index Version 2.0: Indicators to measure progress toward self-reliance	Save the Children - Durable Solutions for Children Toolkit
					Besides the main source of income for this household, does (or did in the past) this household received additional income from a. remittances b. income from agriculture or livestock c. income from trade or services (non-employee) d. aid	In the last 3 months, how is your household supporting itself to meet its basic needs? [select as many as apply]: 1. Assistance 2. Borrowing money 3. Selling assets 4. Previous savings 5. Remittances/money/in-kind contributions given by friends or relatives 6. Work (including formal and informal work, petty trade, handicrafts, services, etc.)	
					Does any member of your household have a bank account?		
					If you / members of your household needed financial help, which of the following sources of credit (if any) could you turn to? a. friends and family b. local shops or merchants c. Local money lenders d. Microfinance institutions / "lending clubs" e. Bank	If someone in your household were to have an emergency, do you know people that would be able to lend you money to cover the associated costs? 1. Knows no one who could lend money 2. Knows someone/ has community support that could lend money	
		Community involvement/social cohesion	1. Social and community involvement - Measurement: Participation in social activities	Individual identifies themselves as having a network that they can rely upon for support;	In which of the following activities, if any, do you or other members of this household engage in		

ReDSS pillar	ReDSS sub-criteria	ReDSS indicators	RSI (adapted from Samuel Hall)	Comparative Research on the Assisted Voluntary Return and Reintegration of Migrants - Koser and Kuschminder (2015)	Samuel Hall 2017, "The Multi-Dimensional Integration Index: Methodological Note	Self-Reliance Index Version 2.0: Indicators to measure progress toward self-reliance	Save the Children - Durable Solutions for Children Toolkit
			(celebrations, weddings, social events); feelings about support network; feeling of belonging in community, existence of support network (PSS dimension)	Individual participates in local events Individual participates in one or more organisation (socio-cultural dimension)	regularly? a. Go to religious ceremonies b. Spend time outside your house for recreational purposes c. Go to non-religious celebrations d. Spend time with unrelated people e. Spend time with people of a different ethnicity f. Engage in political activity / vote		
				Individual maintains a transnational network (socio-cultural dimension)	We have a network we can rely on for support. a. strongly agree b. somewhat agree c. neither agree nor disagree d. somewhat disagree e. strongly disagree f. don't know / refuse to answer	Are there people that you or your household members ask for advice and/or information? Are there people that ask you or your household members for advice and/or information? 0. Neither 1. Household members ask others for advice/information ONLY 2. People ask household members for advice/information ONLY 3. Both 1 and 2	Nuturing environment
					There has often been conflict between the members of my household in the past three months.		
					There has been conflict between my household and other people in this area		

ReDSS pillar	ReDSS sub-criteria	ReDSS indicators	RSI (adapted from Samuel Hall)	Comparative Research on the Assisted Voluntary Return and Reintegration of Migrants - Koser and Kuschminder (2015)	Samuel Hall 2017, "The Multi-Dimensional Integration Index: Methodological Note"	Self-Reliance Index Version 2.0: Indicators to measure progress toward self-reliance	Save the Children - Durable Solutions for Children Toolkit
		Discrimination	2. Non-discrimination - Measurement: Frequency of experiencing discrimination (PSS dimension)	Individual has not experienced personal harassment since return (Safety and security dimension)			
		Psychological effects	4. Signs of distress - Measurements: not experiencing psychological distress; lack of presence of tensions/conflicts with family; wants access to psychological services (PSS dimension)	Individual is not generally dissatisfied or very dissatisfied with their personal life on average in the last month (socio-cultural dimension)			
							Support for children's mental health
		Re-emigration	Feels unable to stay and live in the country; reasons		Do you expect/want to move away from this location over the course of the next year?		
		Political context					
		Education and skills			Can anybody in this household read and write?		
					What is the highest level of education of anyone in this household? a. none b. madrasa c. primary school d. middle school e. high school f.		

ReDSS pillar	ReDSS sub-criteria	ReDSS indicators	RSI (adapted from Samuel Hall)	Comparative Research on the Assisted Voluntary Return and Reintegration of Migrants - Koser and Kuschminder (2015)	Samuel Hall 2017, "The Multi-Dimensional Integration Index: Methodological Note"	Self-Reliance Index Version 2.0: Indicators to measure progress toward self-reliance	Save the Children - Durable Solutions for Children Toolkit
					university or professional school		
					Members of this household have acquired income-enhancing skills in the past 12 months a. strongly agree b. somewhat agree c. neither agree nor disagree d. somewhat disagree e. strongly disagree f. don't know / refuse to answer		Access to income generating opportunities
		Returnee perspectives					
		Co-ordination of programmes					
		Experiences before exile		Pre-migration accommodation Pre-migration education Pre-migration employment status Pre-migration job Previous migration history Remittances received pre-migration Socio-economic status Number of dependents Sense of belonging			

ReDSS pillar	ReDSS sub-criteria	ReDSS indicators	RSI (adapted from Samuel Hall)	Comparative Research on the Assisted Voluntary Return and Reintegration of Migrants - Koser and Kuschminder (2015)	Samuel Hall 2017, "The Multi-Dimensional Integration Index: Methodological Note"	Self-Reliance Index Version 2.0: Indicators to measure progress toward self-reliance	Save the Children - Durable Solutions for Children Toolkit
		Decision-making factors in migration		Migrated via a smuggler or not Individual or collective decision Reason for migration Cost of migration Goals of migration Voluntary or rather forced migration (trafficking)			
		Experiences in country of destination		Migrated alone or with family Language learned Children educated Income Employment Discrimination Feelings Perceived value of experiences abroad Maintained ties to country of origin Sent remittances Freedom of movement Education Extent of social integration/friendships			
		Public policy		Legal status in country of destination Accommodation status in country of destination			

ReDSS pillar	ReDSS sub-criteria	ReDSS indicators	RSI (adapted from Samuel Hall)	Comparative Research on the Assisted Voluntary Return and Reintegration of Migrants - Koser and Kuschminder (2015)	Samuel Hall 2017, "The Multi-Dimensional Integration Index: Methodological Note"	Self-Reliance Index Version 2.0: Indicators to measure progress toward self-reliance	Save the Children - Durable Solutions for Children Toolkit
		Conditions of return		Return to pre-migration community Return alone or with family Ability to bring back assets and belongings Receipt of return assistance Receipt of reconstruction assistance Follow-up from return organisation Assets regained Household vulnerability			

Annex D Consolidated peer review feedback

A peer review session to provide feedback on Itad's proposed approach for IMPACT - Impact Evaluation of the EU-IOM Joint Initiative Programme for Migrant Protection and Reintegration (Horn of Africa) was organised on the 17 July 2020.

The IMPACT team appointed Jean-Pierre Tranchant as, peer reviewer for econometrics, and Carlos Barahona as peer reviewer for modelling and statistics (see Table 18). Both peer reviewers were not involved in the initial design phase and hence able to provide an external and independent perspective. Peer reviewers were asked to provide feedback on a preliminary version of the quantitative modelling approach, and were asked to consider the following questions when giving feedback:

1. Does Itad's proposed approach effectively respond to the requirements of the Request for Proposal (RfP)?
2. Has the evaluation adequately justified the selection of approaches and are there methodological options that have not been considered?
3. Has Itad addressed programme/contextual issues (such as the W model) in their approach?

Peer reviewers provided their feedback during a Teams call with the IMPACT team (see Table 19). This version of the methodological report has taken into account the feedback received during the peer review process and detailed here.

The call was recorded and minutes taken (provided below). The inputs provided by the peer reviewers were then incorporated into the final version of the methodological report.

Table 18 List of peer reviewers

Name	Affiliation	Role in the evaluation
Carlos Barahona	Managing Director, Statistics for Sustainable Development	Peer reviewer
Jean-Pierre Tranchant	Independent consultant (previously at the Institute of Development Studies)	Peer reviewer

Table 1 List of evaluation IMPACT team members present at the remote feedback session

Name	Affiliation	Role in the evaluation
Andrew Pinney	Director, Statistics for Sustainable Development	Team leader
Rachel Eager	Principal consultant, Itad	Deputy team leader
Chris Barnett	Partner, Itad	Project director
Elisa Sandri	Consultant, Itad	Deputy project manager

Peer reviewers' feedback was minuted as follows:

1. Does Itad's proposed approach effectively respond to the requirements of the Request for Proposal (RfP)?

- Peer reviewers agreed that the proposed methodology effectively responded to the requirements of the RfP.
- Although no model is perfect, peer reviewers agreed that the proposed model merges the strengths of the three methods (RSI, MIMIC modelling and predicting degree of similarity to non-migrant – see Table 9) to minimise weaknesses intrinsic in using a single methodology for such a complex evaluation. However, understanding the approach required a lot of reading and effort and some passages were technically challenging as they were written for statisticians. A person with sufficient background knowledge will understand the approach and see the thoroughness, but someone without understanding may feel disempowered by the details. Peer reviewers suggested to edit the language to ensure the content was more readable.

Response: Very technical sections in the IMPACT Methodological report were simplified to ensure the content of the report is accessible to a wider audience.

2. Has the evaluation adequately justified the selection of approaches and are there methodological options that have not been considered?

- Peer reviewers suggested that a compound indicator is necessary and was requested in the TOR that there may be some simpler indicators that represent self-perception of reintegration, such as success of business, employment or self-reliance. These will be easier to understand, as compound indicators are difficult to interpret. These simple indicators could be used on their own as the reflective indicators of the MIMIC model, as observable proxy indicators before adding them up and interpreting with qualitative results.

Response: Self-perception indicators were included as a fourth analytical framework in the final version of the report.

- Currently, in the draft provided, there is no real justification why non-migrant residents are used as comparison, and why not other groups. This would be useful information for policy makers. Peer reviewers suggested to add justification for using host communities as a comparison.

Response: Itad added a section in the final version of the methodological report to explain why non-migrant residents are used as a comparison, rather than other groups.

- Peer reviewers asked what the comparison group achieves. Non-migrant residents are not a real comparison group, and not at all a counterfactual. It does not allow to control for external influences which was the justification for quasi-experimental method in RFP. Peer reviewers suggested that the IMPACT team has to clarify what the non-migrant resident cohort can provide e.g. an estimation of what we would expect a reintegrated returnee to be like.

Response: Itad clarified in the report the methodological advantages of selecting the non-migrant resident cohort for this study.

- Peer reviewers suggested that the Difference-in-Difference approach is not right, as the approach is rather a calibration of returnees to host communities over time.

Response: NA – this confirmed the analysis outlined in the methodological report.

- Samuel Hall developed the RSS and MDI model in Afghanistan where they used logistic regression model on community membership as a basis for monitoring progress of reintegration. UNHCR has definition of reintegration that says returnees look like host communities in terms of access, legal docs, social integration etc.
- Peer reviewers said that there is a massive caveat in building a valid comparison group, requiring to use questions that are not primed by migration experience. These questions must be neutral. Peer reviewers said it will be interesting to see which frameworks use which components and how they can inform areas of gaps.
- It is challenging to use host communities, but the approach proposed by IMPACT reflects definitions of reintegration.
- If it is clear that the goal is for returnees to reintegrate and to be like the non-migrant residents in the communities of return, it is appropriate to use a matched non-migrant resident group for the purposes of measurement. However, peer reviewers stressed this is not clearly a comparison group, it is more appropriate to use non-migrant residents to calibrate outcomes. By definition, non-migrant residents cannot be both, comparison and calibration groups.
- The limitations of matching are known but need to be clarified in the text. Matching of comparison groups is good in theory, less so in practice. The paper implies throughout the difficulty of ‘unobservables’ without fully mentioning the term. It is impossible to control for risk-taking attitudes for instance, that are crucial for migration. Therefore, matching is a complex issue in this particular context. There may be difficulties in creating a comparison group if there is limited data. A poor match will be less informative. Natural experiments may support here.

Response: Itad clarified in the text the limitations of matching comparison groups and reflected the language of ‘calibration group’ to ensure these limitations were clear.

- Natural experiments make sense because comparison groups are impossible and will not answer this specific hypothesis. Using natural experiments may provide useful hypotheses that are proxies for things that could be manipulated/managed by IOM. These are important in understanding the practical implications of evaluation findings and need to be included in the comparison discussion.

3. Has Itad addressed programme/contextual issues (such as the W model) in their approach?

- High-frequency survey is a good idea for this but is only mentioned in passing, while it was prominent in the TOR. How do returnees close the gap – the IMPACT team wants to document the impacts of the W model. This requires substantial information from surveys and better monitoring of trajectory of returnees.

Response: High frequency surveys will be tested during implementation in combination with qualitative approaches to provide further evidence on the impact of the W model.

- The concern of the impact of the W-model in impact evaluation, requires further attention. The W-model is about the individual, and is individually-based; it cannot be done on the basis of a group. The option of in-depth qualitative work with an

individual over time can provide more substantial information on the W-model, the drivers of reintegration, etc. In the qualitative component, the IMPACT team will track returnees more in-depth. The qualitative component can support the quantitative component to better understand the complexities of the W-model.

Response: In-depth cases studies will be used to gather detailed information on the existence, causes and potential impact of the W model (*note: peer reviewers did not have access to the IMPACT qualitative framework at this point*) during implementation.

Other comments:

- The modelling approach paper is somewhat challenging to read due to the level of technical detail. However, it does carefully outline the thought process, options considered, and the assessment made. Further information on the type of outputs expected and deliverables could be included in an annex to help the reader better understand what will be produced.

Response: Itad included an annex in the methodological report to show the types of expected outputs from the modelling approach.

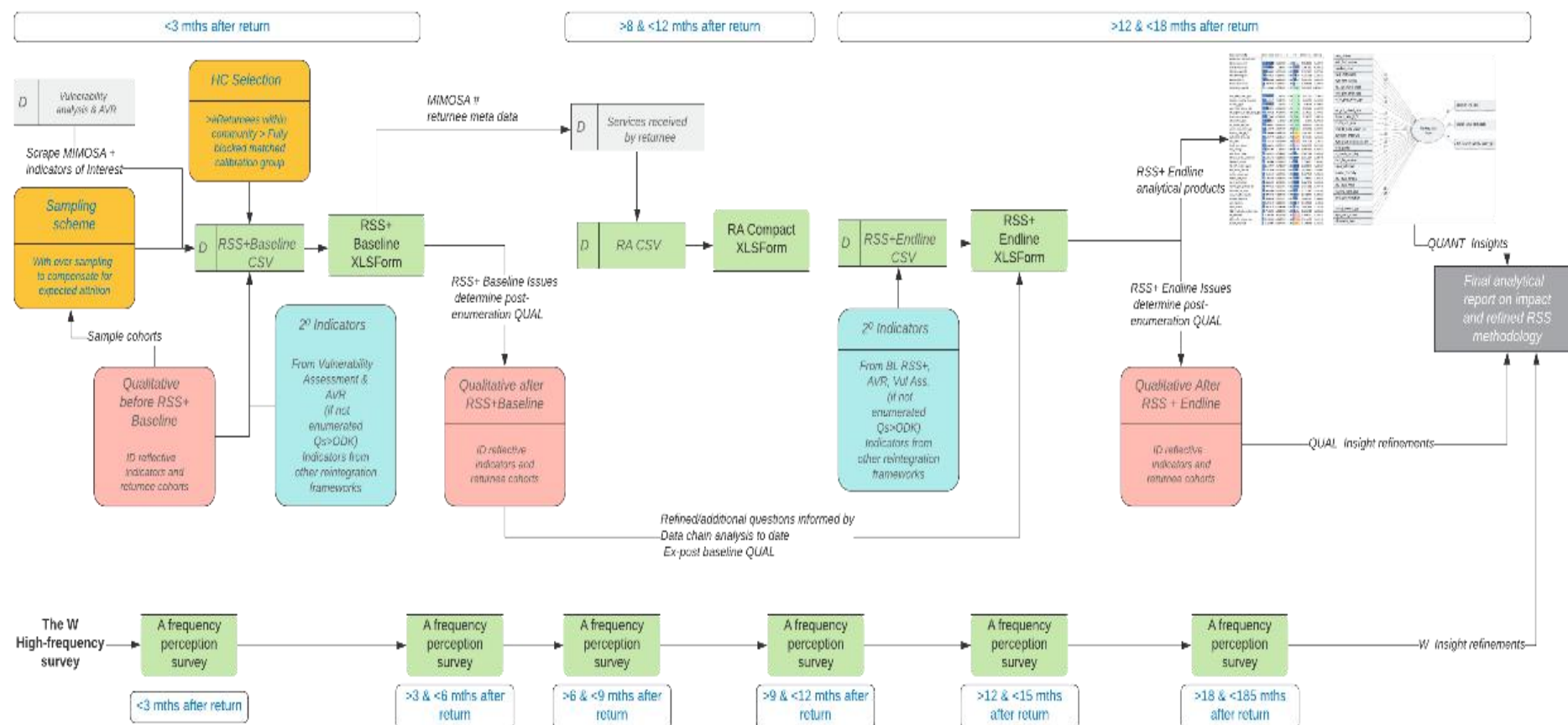
- The paper jumps into technical discussion without any preliminary, high-level discussion of the IMPACT challenge at hand. There is a need to go back to the original evaluation objectives and outline why there are limited options to do a quasi-experimental evaluation, thus to explain the methodological choice. The IMPACT team must contextualise more and show why the chosen option is the only feasible one.

Response: Itad discussed why the proposed approach was chosen, reflecting particularly on the context in which the programme is implemented.

- A missing element in the methodology is the different typologies of returnees. It would be interesting to explore and compare typologies and what they may offer to the analysis.

Response: Itad included a review of different approaches to establishing returnee typologies and their potential usage in the IMPACT design. Section was included in methodological report.

Annex E Data flow diagram



Annex F Examples of quantitative outputs

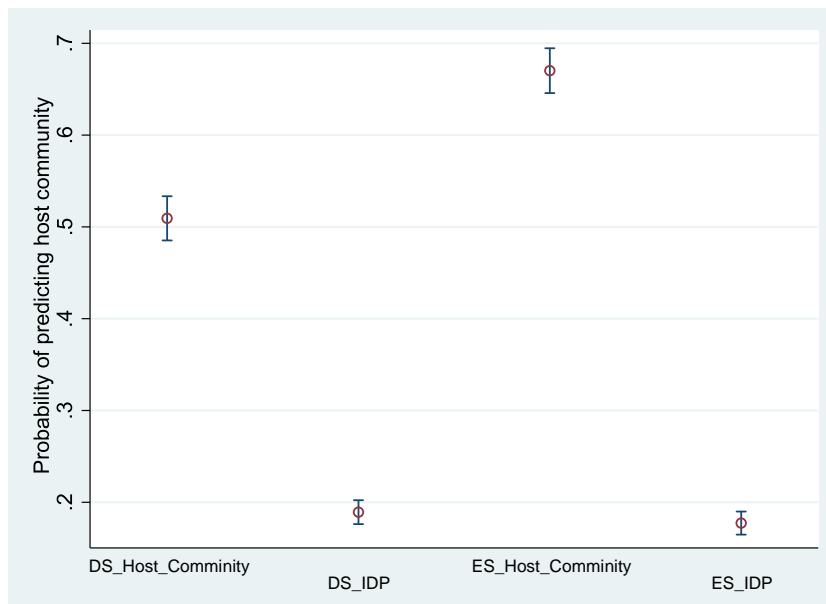
Example of baseline output – modelling host community membership

IOM Danwadaag Somalia 2019

By fortunate synchronicity, the enumeration of the baseline for the IOM Somalia Danwadaag programme provides an opportunity to present initial analysis from this baseline data using two of the three approaches proposed within IMPACT, that is, calibration modelling of characteristics and mimic modelling of a reintegration index.

The Multidimensional Integration (MDI) index developed in Afghanistan by Samuel Hall for UNHCR⁶³ developed a selection of explanatory variables to be used in a logistic regression using machine learning for indicator selection, but with the simple and innovative idea of Figure 16 and 17).

Figure 16: Probabilities of predicting the host community identity using predictions from the model in Table 8



63 Samuel Hall (2016).

Figure 17: Logistic regression predicting host community membership with MIMIC indicators and domain programme-type fixed effects

host_community	Odds Ratio	Std. Err.	t	P>t	[95% Conf. Interval]	
BaidoaADC-DS - ref level						
BaidoaHanano-ES	1.74359	0.6287898	1.54	0.124	0.8568806	3.547876
IOM-Barwaqo-ES	1.446456	1.138737	0.47	0.64	0.3067551	6.820538
NRC-Kismayo-DS	0.6936667	0.3776598	-0.67	0.502	0.2373417	2.027345
NRC-BRAMog-DS	0.5672031	0.3659813	-0.88	0.38	0.1591208	2.021857
BaidoaADC-ES	0.7884106	0.1853387	-1.01	0.313	0.4961794	1.252755
BaidoaHanano-DS	0.3867476	0.2587311	-1.42	0.157	0.1035368	1.444644
CWW-Afgooye-DS	0.1188109	0.0773337	-3.27	0.001	0.0329612	0.4282615
kids_play_other_gps	4.63237	1.166121	6.09	0	2.821251	7.60615
housing_quality_issuesno	1.61917	0.139295	5.6	0	1.366764	1.918189
housing_type	4.63611	1.581753	4.5	0	2.36738	9.079033
safe_food_access_bin	2.52814	0.6316143	3.71	0	1.545484	4.135592
tot_expend_adeqiv_daily_gps	1.285025	0.095383	3.38	0.001	1.110221	1.487351
land_documentation	2.175947	0.5219592	3.24	0.001	1.356532	3.490332
citizenship_docs	3.239017	1.69252	2.25	0.025	1.1571	9.066831
no_meals_per_day	1.400947	0.2158619	2.19	0.03	1.034193	1.897764
youth_play_other_gps	1.530276	0.3174575	2.05	0.041	1.016932	2.302754
literacy_rate_gt_5	1.680106	0.4825184	1.81	0.072	0.9541942	2.958262
sufficient_drinkH2O	1.257775	0.1636622	1.76	0.079	0.973381	1.625261
has_debt	1.327734	0.2712949	1.39	0.167	0.887778	1.98572
legal_svcs_access	1.330493	0.2990213	1.27	0.205	0.8545552	2.071502
has_savings	1.741404	1.088318	0.89	0.376	0.5084303	5.964413
edu_level_male	1.042623	0.0748459	0.58	0.561	0.9051346	1.200996
time_to_back_water_inv	1.051272	0.1254065	0.42	0.675	0.8311134	1.329749
freedom_move	1.069704	0.1784609	0.4	0.687	0.7700805	1.485905
HC_IDP_invite_types	1.147877	0.732537	0.22	0.829	0.3265377	4.035126
edu_level_female	1.017656	0.0795224	0.22	0.823	0.8724662	1.187007
justice_access_gps	1.02447	0.1102694	0.22	0.822	0.8287345	1.266436
health_use_prox	1.001449	0.1335487	0.01	0.991	0.7700891	1.302316
trust_institutions	0.9445332	0.339881	-0.16	0.874	0.4649094	1.918961
comm_grps_participate	0.9564823	0.2006314	-0.21	0.832	0.6327385	1.445871
decision_inc_resp	0.9633786	0.1037882	-0.35	0.729	0.7791647	1.191145
sec_sch_attend_rate	0.8904372	0.2190123	-0.47	0.638	0.5485047	1.445527
income_diversity	0.9280556	0.1365511	-0.51	0.612	0.6945383	1.240086
safe_latrines	0.894848	0.1500941	-0.66	0.508	0.6430613	1.24522
food_access	0.8972478	0.1141494	-0.85	0.395	0.6983486	1.152796
H2O_truck_dependant_inv	0.7163591	0.2263992	-1.06	0.292	0.3843725	1.335086
fin_services	0.394256	0.270849	-1.35	0.177	0.1018707	1.525833
H2O_safe_access_bin	0.754183	0.1487223	-1.43	0.154	0.5114133	1.112196
transf_informal	0.427503	0.1877976	-1.93	0.054	0.1799368	1.015683
cons	0.0023036	0.002753	-5.08	0	0.0002188	0.024257

The choice of the explanatory variable should include indicators that can be directly affected by the programme being implemented. Therefore, at baseline it is informative to see which of these indicators are driving the differences in profile between the host community and the IDPs. The aspiration is that at endline the gap between the IDP and host community cohorts seen in Figure 16 and 17 narrows.

Validity of host community respondent selection

The credibility of this analysis depends on the suitability of the choice of host community respondents as a valid calibration cohort to the corresponding IDP or returnee respondents. Therefore, six household demographic indicators were chosen to make a first test of suitability of the selection of the host community respondents (Figure 19). These were chosen to be indicators that are not likely to be changed by the programme activities themselves, so restricted to household demographics not easily changed. Therefore, school attendance was not one of those included, because it was felt that programme activities might have an impact on this indicator.

A logistic regression was performed using the six household demographic explanatory variables, resulting in the pseudo-R squared of just slightly more than 4.7% (Figure 18). All the non-domain explanatory variables were significant, with highest being female are presented in Figure 18. With distributions of the six household demographic variables presented in Figure 19, disaggregated by displacement status.

Figure 18: Logistic regression predicting membership with six household demographic indicators and domain programme-type fixed effects

host_community	Odds Ratio	Std. Err.	t	P>t	[95% Conf Interval]	
BaidoaADC-DS - ref level						
IOM-Barwaqo-ES	1.637784	0.239971	3.37	0.001	1.228958	2.18261
BaidoaHanano-DS	1.434806	0.239967	2.16	0.031	1.03379	1.99138
NRC-Kismayo-DS	1.056732	0.299816	0.19	0.846	0.605985	1.842757
BaidoaHanano-ES	0.9893944	0.176353	-0.06	0.952	0.697667	1.403107
NRC-BRAMog-DS	0.9051119	0.154625	-0.58	0.56	0.647571	1.265078
CWW-Afgooye-DS	0.889264	0.152754	-0.68	0.494	0.63506	1.245222
BaidoaADC-ES	0.5325334	0.106623	-3.15	0.002	0.359684	0.788448
edu_level_female	1.273592	0.071405	4.31	0	1.141056	1.421522
hh_size	1.072878	0.018882	4	0	1.036502	1.110531
edu_level_male	1.144149	0.058435	2.64	0.008	1.035164	1.264608
dep_ratio_std_rev	1.010952	0.004384	2.51	0.012	1.002396	1.019581
female_resp	0.6739823	0.092755	-2.87	0.004	0.51464	0.88266
age_respondent	0.988194	0.003513	-3.34	0.001	0.981334	0.995103
_cons	0.2673407	0.129951	-2.71	0.007	0.103112	0.693143

IOM Danwadaag Somalia 2019

The development of a MIMIC model to estimate the local reintegration index was guided by the IASC Framework and the ReDSS Durable Solutions Framework (Table 18). The IASC Framework was established in 2010 as a starting point for establishing the durable solutions definition as well as criteria 'to determine the extent to which a durable solution has been achieved'. The Regional Durable Solutions Secretariat (ReDSS), a member of the Technical Steering Committee supporting the operationalisation of the IASC Framework, then developed

the ReDSS Solutions framework for displacement affected communities (DACs). The ReDSS framework comprised of the 8 IASC criteria, uses 30 IASC indicators and is organised around three pillars: physical, material and legal safety.

Table 18: ReDSS and IASC frameworks

ReDSS criteria for durable solutions	ReDSS subcriteria/IASC framework	ReDSS indicators
Physical safety	Protection	Prevalence of SGBV and other forms of violence, freedom of movement
	Safety and security	Access to policy and judiciary, perception of safety in current place of residence
	Social cohesion ⁶⁴	Perception of stigmatisation due to displacement status, perception of acceptance by
Material safety	Adequate standard of living (access to basic and social services)	Adequate access to food, prevalence of malnutrition, adequate access to potable water, sanitation and hygiene, adequate access to healthcare, adequate access to formal education, access to social protection mechanisms
	Access to job creation/economic opportunities	Obstacles to employment/economic activity, unemployment rate, poverty rate
	Housing, land and property (HLP)	Adequate standards of housing, access to mechanisms for resolving HLP disputes, resolution of HLP claims, access to security of tenure
Legal safety	Access to effective remedies and justice	Access to mechanisms providing remedies, provision of remedies
	Participation in public affairs	Obstacles to voting or being elected, access to inclusive and responsive decision-making processes
	Access to documentation	Access to mechanisms for obtaining personal documents, possession of birth certificates, ID cards and other personal documents
	Family reunification	Access to BIDS for unaccompanied and separated children, access to mechanisms for family reunification, rate of family reunification

For the MIMIC model, formative indicators are mostly drivers for reintegration, specifically aspects which can be changed in the timeframe of the IMPACT period (i.e., related to programme activities). Formative indicators may also include demographic characteristics

⁶⁴ ReDSS definition of social cohesion: the nature and set of relationships between individuals and groups in a particular environment (horizontal social cohesion) and between those individuals and groups and the institutions that govern them in a particular environment (vertical social cohesion).

which may influence reintegration such as household head education level. Reflective indicators are observable proxy indicators for the latent variable (reintegration).

Three criteria for choosing formative indicators are; variables must be applicable to all DACs, that is, host community, returnee and IDPs; variables of the same type must be relatively independent, with low correlation between any two variables included in the model.⁶⁵ A third criteria is desirable: variables should be highly explanatory, with marked differences in their distributions between host communities, IDPs and returnees.

Although the third criterion is desirable, it is anticipated that the explanatory nature of the variables may change over time and therefore it is conceivable that at baseline a variable model is not highly explanatory between the cohorts but could become an important discriminating variable later. Therefore, it is advisable to use frameworks to guide the indicator selection together with the first two criteria. It is also sensible to explore the third criterion during exploratory analysis, but not make it an absolute requirement.

The perception of local integration, the outcome variable in the Danwadaag LORI analysis, does not qualify against the first criterion, and has been deliberately excluded from the MIMIC model (Figure 20). The reason that it is not compliant with criterion 1 is that the mean score for perceptions of local integration for the host community were actually lower than both IDP and returnees. This was expected, as the priming experiences of IDPs/returnees are likely to make responses to this question relative to a very different situation.

Figure 19: Draft reconfiguration of Reintegration Sustainability Index as a MIMIC analytical framework

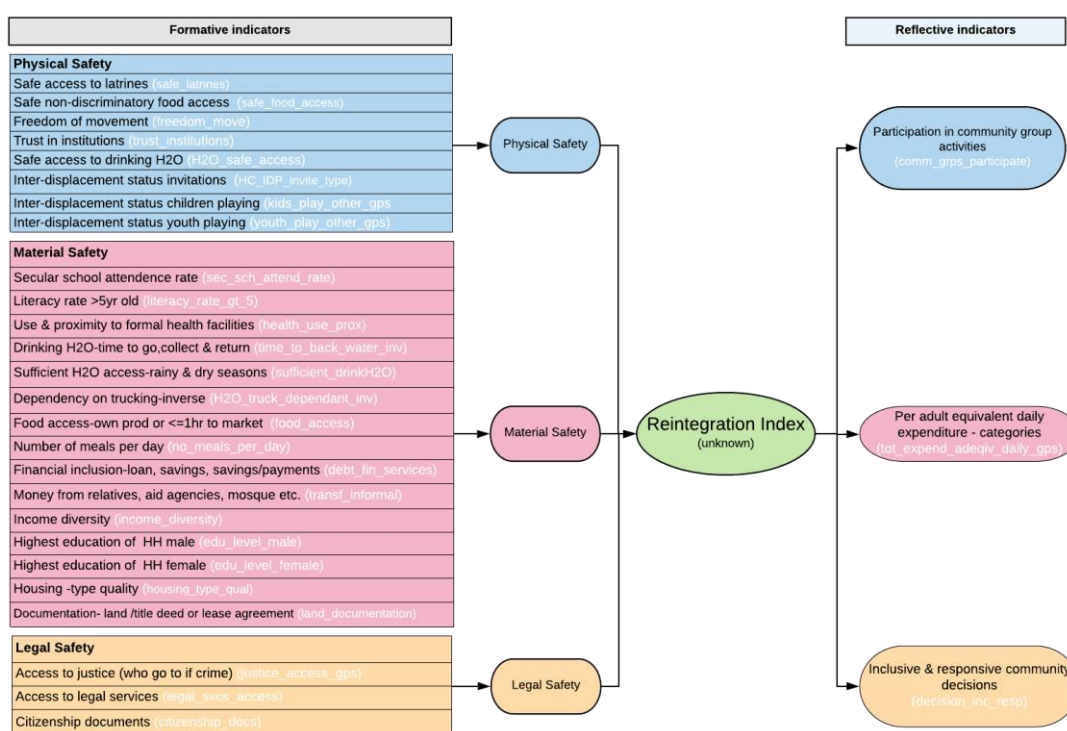


Figure 19 shows the analytical approach applied to the Danwadaag programme using a MIMIC model estimating a latent reintegration index.

⁶⁵ Note that if the MIMIC methodology includes an initial factor analysis step to reduce variables for each of the three pillars then this criterion is not applicable.

A MIMIC analysis was proposed in the MESH programme evaluation methodology document for both BRICS and LORI. Example of baseline output-MIMIC model for estimating the reintegration index’.

Without the go-to starting points of FCS and rCSI when choosing reflective indicators to proxy resilience, careful thought and discussion has taken place around locally relevant reflective indicators for the construction of a reintegration index. The three reflective indicators proposed below were chosen because they could be asked to respondents from all three status groups without anticipating significant bias are the three displacement status cohorts.

Variables of the same type must be relatively independent, with low correlation between any two variables included in the model (Table 19).

Table 19 Variables

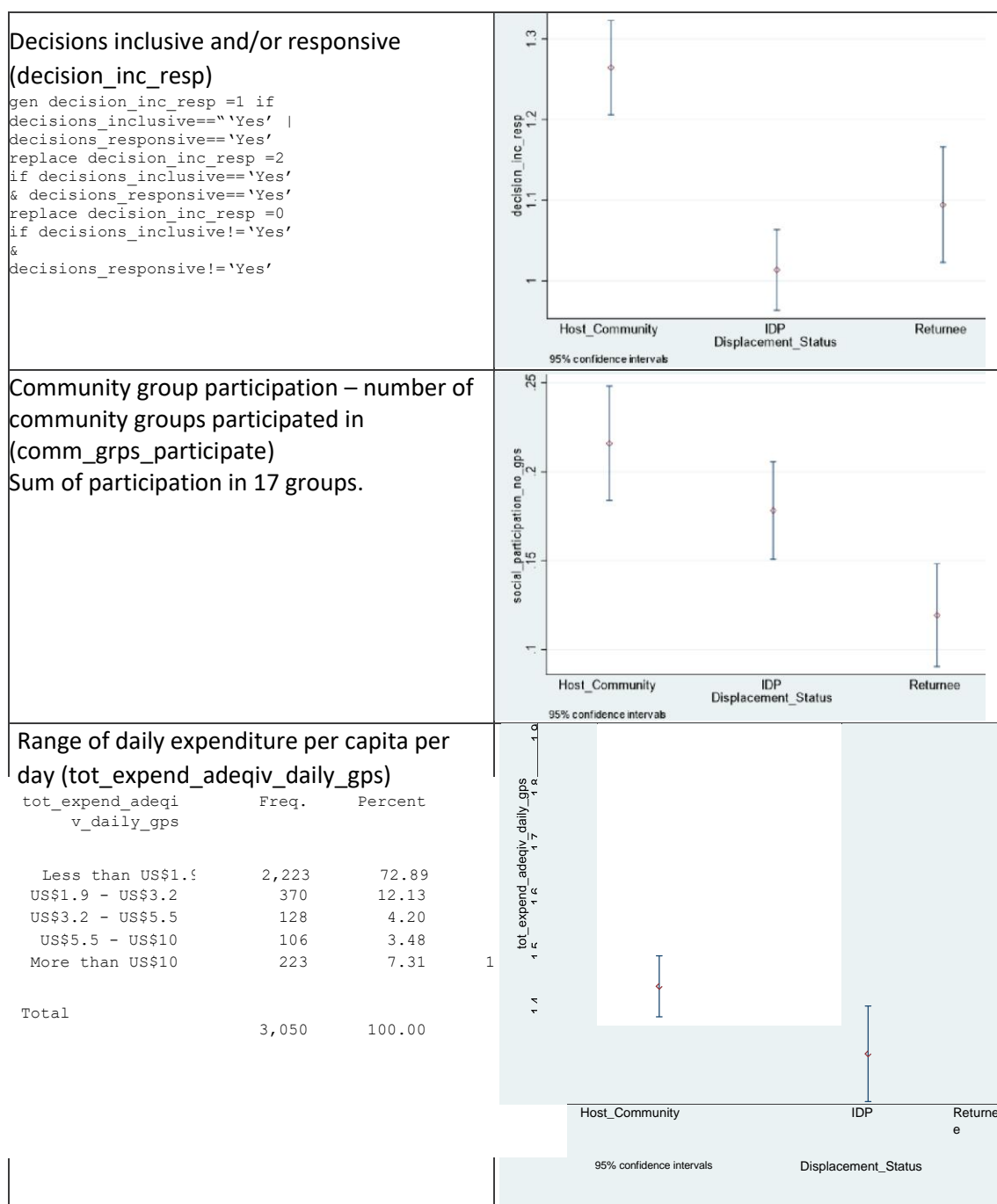
	Decisions inclusive and responsive	Community group participation	Expenditure per capita per day
Decisions inclusive and responsive	1		
Community group participation	0.2049	1	
Expenditure per capita per day	0.1381	-0.0068	1

The correlation matrix in Table 19 indicates low correlations between the three reflective indicators, satisfying this second condition.

Variables should be highly explanatory, with marked differences in their distributions between host communities, IDPs and returnees.

While focus has been on modelling, any baseline output will be preceded by univariate exploratory data analysis. Figure 21 presents the means of the three reflective indicators by displacement status with 95% confidence intervals and indicator definition. The means of all three reflective indicators are highest for the host community cohort, with two out of three indicators followed by the returnee cohort, and just one indicator, community group participation where the IDP mean is greater than the returnee. These three graphs indicate that they are highly explanatory with marked differences in their distributions.

Figure 20: The means of three reflective indicators by displacement status with 95% confidence intervals with indicator definition



Having satisfied these three criteria for the choice of the reflective indicators, the MIMIC analysis was conducted. Output from this analysis is presented in Figure 22 and Figure 23. Standard coefficient value is > 0.1 are highlighted in green, and < -0.1 highlighted in red in both figures.

Figure 21: LORI MIMIC analysis estimating reintegration index – presented both as table and SEM path diagram.

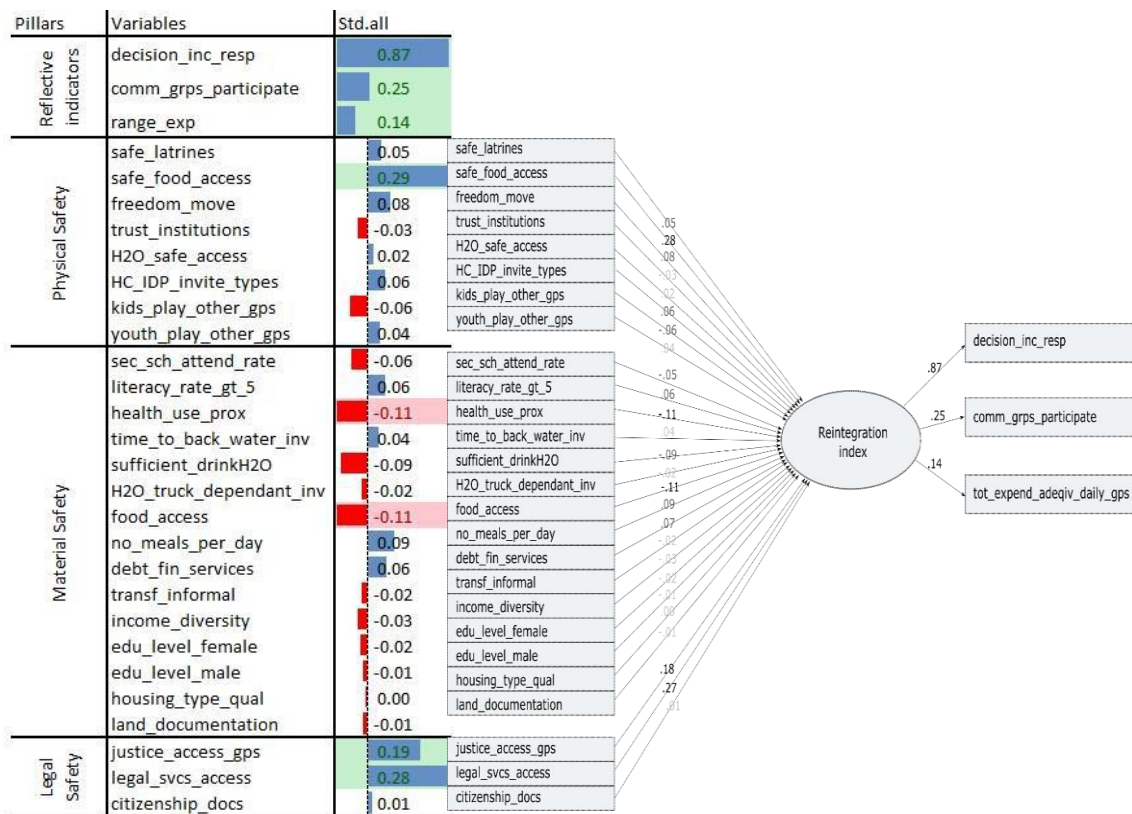


Figure 22: LORI MIMIC analysis estimating reintegration index – descending order within pillars

Pillars	Variables	Std.all
Reflective Indicators	decision_inc_resp	0.87
	comm_grps_participate	0.25
	range_exp	0.14
Physical Safety	safe_food_access	0.29
	freedom_move	0.08
	HC_IDP_invite_types	0.06
	safe_latrines	0.05
	youth_play_other_gps	0.04
	H2O_safe_access	0.02
	trust_institutions	-0.03
	kids_play_other_gps	-0.06
Material Safety	no_meals_per_day	0.09
	debt_fin_services	0.06
	literacy_rate_gt_5	0.06
	time_to_back_water_inv	0.04
	housing_type_qual	0.00
	edu_level_male	-0.01
	land_documentation	-0.01
	H2O_truck_dependant_inv	-0.02
	transf_informal	-0.02
	edu_level_female	-0.02
	income_diversity	-0.03
	sec_sch_attend_rate	-0.06
	sufficient_drinkH2O	-0.09
	health_use_prox	-0.11
	food_access	-0.11
Legal Safety	legal_svcs_access	0.28
	justice_access_gps	0.19
	citizenship_docs	0.01

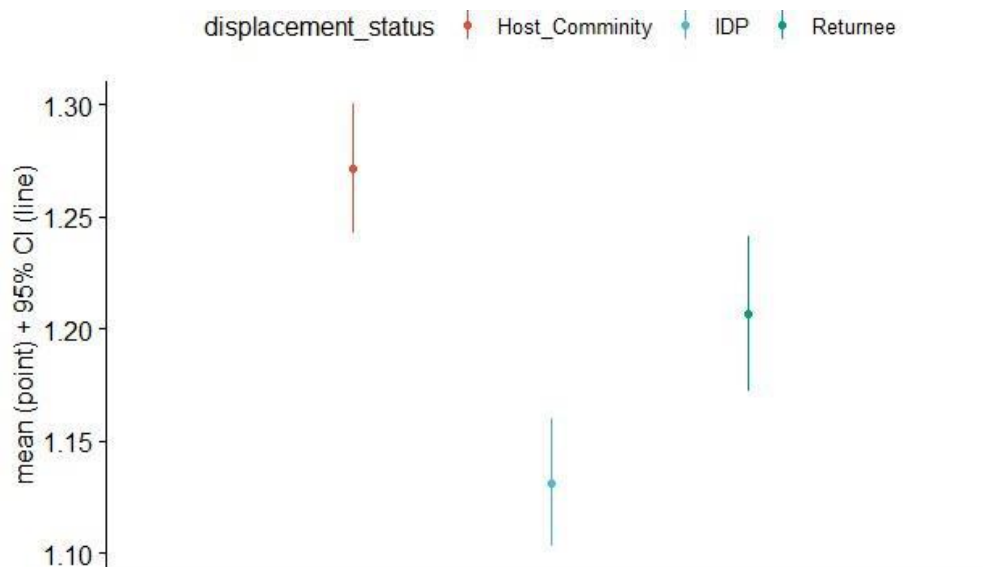
The standard coefficients for the reflective indicators presented in Figure 22 are all positive. This suggests that all three reflective indicators are reflecting different aspects of the latent reintegration index, but within the same direction with regards to their indicator value.

Figure 23 sorts the standard coefficients from the MIMIC model in descending order within pillars to improve visual interpretation. For the formative indicators there are clearly a mix of positive and negative standard coefficients. The “Physical safety” pillar has largely positive standard coefficients. “Legal safety” has three variables, which are all positive, to them with relatively large standard coefficients of access to legal services (binary) and a score of the number of organisations responded after experiencing a crime. While the “Material safety” pillar has four positive standard coefficients, these are relatively low in value, where the “Material safety” pillar has another 11 negative standard coefficients, with two of them less than -0.1 . This is of interest as a core component of the Danwadaag programme potentially contributes significantly to “Material safety” and would expect this pillar to contribute higher to the latent measure of reintegration, even at baseline. These contrast with the weightings of the same MIMIC indicators being used for the logistic regression to predict host community membership, where kids playing with other groups, quality housing with lack of issues, housing type, land documented, safe food access, use playing with other groups, number of meals per day and access to legal services (binary) were significant at the $p < 0.05$. Hard cut-off set $p < 0.05$ are somewhat irrational, so it is worth looking at the also-rans that had a p value on the margins of 0.05.

Predicted LORI MIMIC

Figure 25 presents the LORI MIMIC index disaggregated by displacement status or displacement status and implementation domain (ES, DS). In Figure 25, the predicted mean value for the resilience index for host community respondents is significantly greater than both the returnee and the IDP cohorts, as expected to baseline enumeration.

Figure 23: LORI MIMIC reintegration index disaggregated by displacement status



Endline analysis of MIMIC

Once again, the MIMIC analysis suffers from the challenge of comparing panel data over time. The resulting reintegration indices are not directly comparable. Each of these indices will represent the best optimisation of the model at that point in time, but not across time. The approach taken by FAO in their MIMIC modelling over time for describing change in resilience was to revert to a univariate proxy of resilience that has internationally agreed thresholds, in this case food consumption score. The formative indicators for the MIMIC model were used to predict the logistic outcome of households at endline having full consumption score that was equal or greater than the baseline score, i.e. they had maintained their food security or improved it over time. Unfortunately, no such universally agreed proxies for reintegration are at hand.

Again, the technique of applying baseline weights to endline data and vice versa would allow for difference in differences models to be applied. Using these two approaches would also tell us something about the sensitivity baseline weights to be able to predict endline outcomes and vice versa, and we can make some statements about model dependency. Correlating the reintegration the scores from both weightings against the RSS scores for the same enumeration, would provide validation between the two if both showed reasonable correlation at any point in time, and correlation in change. If there was not good correlation, this would be further evidence that the local context is not been well reflected in the international weighting system of the RSS.

Additional determinants of reintegration can be tested through predicting the binary outcome of endline RSS score > 0.66, the threshold value above which returnees are thought well integrated, but instead of using the RSS indicators, use the full MIMIC model indicator set. If these weights are very different to the locally contextualised models, this may call into question the validity of the 0.66 'independent reintegration threshold', not to mention the indicator mix itself.

Annex G Extreme event natural experiment proposals

The following are additional proposed natural experiments that examine the consequences of extreme events and the responses of the EU-IOM Joint Initiative (HoA), returnees and their communities. These proposed options for NEs have not been integrated in the main body of the evaluation because more discussion and data are needed to adequately define them and because they will require dedicated resources to implement.

Natural experiment 3: COVID-19 in Sudan, Somalia and Ethiopia

The effects of the pandemic are widespread. Mitigation measures' effects – social distancing, lockdowns, closures, movement restrictions – add to the morbidity/mortality due to the infection itself and to the loss of especially women's time and labour to caring for the sick.

The restrictions vary by country, by regions within countries and are being tightened and relaxed at different paces. There is clearly not just one experience of COVID-19: scenarios are ongoing and are not equally well described.

IOM and the EU-IOM Joint Initiative (HoA) returnees are embedded in these scenarios and are also adapting what they do. In different ways, the EU-IOM Joint Initiative (HoA) provides 'cash advances' to the main reintegration support to cope with immediate needs as a component of its approach:

- In Somalia and Sudan, returnees can now receive the full economic assistance in cash but must undertake to apply it to the agreed reintegration plan. In Sudan, the most vulnerable, who would have difficulty starting and running a business, can receive their assistance entirely in cash. Cash advances are then deducted from the main in-kind assistance.
- In Ethiopia, returnees can now receive a cash advance equivalent to USD 130-135 intended to help them meet immediate needs, which is subtracted from the total assistance, the remainder of which is to be provided in-kind, as previously.

This raises a number of questions of interest to IOM and stakeholders that might be addressed through a NE.

- How and to what extent have the cash-enabled approaches allowed returnees and their families to endure COVID-19 impacts?
- What is the comparative experience of returnees in the same area: ones who received their assistance shortly before COVID-19 in kind and others who received partial cash assistance just after COVID-19?⁶⁶
- What kinds of adaptations to the local scenario have these different forms of assistance made possible?
- How does the experience of those who received their assistance shortly before COVID-19 in kind compare with those who received their assistance in kind earlier and who thus had more time to put the assistance to use before COVID-19 struck?
- How do their experiences compare to those of returnees in areas of the country where there has been relatively little change in terms of how assistance is provided and in restrictions on livelihood activities and education?
- The matrix indicates in which situations returnees are likely to be found and what comparisons would be possible in an NE.

⁶⁶ According to the Somalia CO the first disbursement of cash assistance for the full reintegration was provided on Sep 8th, 2020

	Pre COVID-19	During COVID-19	Post COVID-19	No COVID-19
In-kind assistance received shortly before COVID-19	N/A	Yes	Yes	Yes
In-kind assistance received longer before COVID-19	Yes	Yes	Yes	Yes
Cash-enabled forms of assistance	N/A	Yes	Yes	N/A

The RO has indicated that the donor sees the greater reliance on cash as a response to unusual conditions and they expect the EU-IOM Joint Initiative (HoA) to return to in-kind based procedures once the situation becomes more or less normal. However, the experience gained when the situation in this new context will be available for analysis and reflection. Together with evidence from Sudan's NE (above), it may suggest different ways that IOM can provide reintegration assistance in future, when, if conditions are not again recognisably normal, the realities of the new normal are at least clearer. One CO respondent mentioned that cash-based reintegration might be integrated into individualised assistance, the hallmark of the EU-IOM Joint Initiative (HoA).

The perspective of the three governments appears to be more nuanced. The RO and COs indicate that the Ethiopian government only approved the small cash for unconditional use and not for the full RA and may well agree to the practice continuing in some form. The situation in Sudan is complex but the government is thought likely to agree to the continued use of cash. Both the Federal Government of Somalia and the Somaliland government have approved the use of cash for the full RA but wish to be involved in monitoring how it is used.

As with the crisis in Somalia, it is too early to suggest a definitive design for an NE. 'When the contours of the new normal are clearer' may at this point be the best option in terms of a timeline. Itad proposes initial discussions with IOM, returnees and other EU-IOM Joint Initiative (HoA) stakeholders on the emerging evaluation questions an NE might take up and in how many of the three countries and the information required to advance the NE design.

Information required:

- What changes is the EU-IOM Joint Initiative (HoA) introducing in how assistance is provided, when and where in the three countries?

IOM has described the shift in all three countries to providing partial (Ethiopia) or full (Somalia and Sudan) cash assistance in response to COVID-19 and the prospects for this to remain in place after the crisis has diminished in the case of Sudan and possibly Somalia. COs have provided data on the numbers of returnees by month since January 2019 who received assistance in the different forms until June 2020. Itad recognises the situation is dynamic and will real time follow-up with the RO and COs if this NE is approved.

- What restrictions have been placed on livelihood activities, education, and such, by government, when and where? When and where have they been relaxed?

RO sources and CO informants have provided information on the restrictions that have been imposed and, in some cases, relaxed.

- Where are returnees located? Again, this need not necessarily be available before an NE is launched if returnees can provide the information when they are contacted for the survey. The accuracy needed will depend on how spatially variable the changes in assistance provision and restrictions have been.
- Outcome data, more focussed than available in the RAS and RSS, from the qualitative research arm, the survey that the modelling arm will undertake or a special survey, conducted with IOM's collaboration.
- Needs assessments with respect to COVID-19 have been carried out by the three COs. Results from these assessments will inform the planning of this NE if approved.

Qualitative research questions:

- How was the move from in-kind to the particular form of cash-enabled assistance decided? What other options were considered in the region and country offices?
- What adaptations have returnees made in response to the COVID-19 situation? To what extent has IOM's assistance supported them in those innovations?
- How do returnees view the change from in-kind to cash-enabled assistance? Do they see other options, now and in future?

Link with quantitative modelling: Not yet clear.

Limitations and responses: Await clarification of questions the NE will address.

Natural experiment 4: Severe floods in northern and central Somalia in 2019

Hargeisa in the north and Mogadishu in the centre of Somalia are the largest cities in Somalia and their surrounding districts are the destination of 537 EU-IOM Joint Initiative (HoA)-assisted returnees, 36.6% and 35.4% of the country's total, respectively (IOM, 2020a). IOM country office staff report that the cities are not necessarily the returnees' home: returnees may remain in larger cities because livelihood opportunities are better; a general preference for urban environments; because of social stigma in their community of origin or because of the security situation in their home districts. The presence of a support network (including relatives and friends) in main cities and the perception of a larger more varied community also contribute. Others may already have left the cities which they had only given as their initial destinations.

In May 2019, severe flooding affected Hargeisa district (IOM, 2019b). In October and November 2019, more extreme flooding affected central Somalia, described as the most severe in the country's recent history, forcing some 500,000 people from their homes (Mumin and Burke, 2019). Further flooding following the Gu rains of April–June 2020 was experienced in the same region, currently affecting more than 900,000 people. OCHA describes the 'triple threat' that people confront from flooding, desert locusts and COVID-19 (OCHA, 2020). An estimated 4.1 million people are projected to face acute food insecurity in Somalia in the April–June 2020 period but this may turn out to be an underestimate given the uncertainties around each of the three threats (FSNAU and FEWS NET, 2020).

At its most simple, these extreme events, which returnees face with or without having access to reintegration assistance, for example, due to delay in receiving it, create a 2 × 2 matrix of conditions:

	Unexposed	Exposed
Without assistance		
With assistance		

This makes a natural experiment testing the benefits returnees can gain from IOM's assistance in the face of the extreme event compared to areas outside its reach possible.

However, the situation is more complex: as discussed above, rather than being either with or without assistance, returnees will have had use of the assistance for shorter or longer periods before the flooding strikes. And rather than being either exposed or unexposed to the flooding, they will have been exposed to it in varying degrees, depending on their location. Both are continuous rather than discrete variables. The same applies to the other components of the triple threat, locusts and COVID-19.

	Exposure: Less ↔ More
Time with assistance: Longer ↕ Shorter	

It is too early to judge whether an NE can be carried out in this context feasibly (e.g., with access to key information) and ethically (for example., without taking people's time in the midst of what may turn out to be a major humanitarian crisis while contributing nothing to its relief). The judgement may be better based and more meaningful in some months' time. At this point, the IMPACT team can define what information will be needed and how it might be gathered to be able to make that judgement.

Information required:

- A map of returnees' destination addresses when they arrived back in Somalia has been provided. However, access to collated information on where they currently reside or resided when the threat was greatest would be required. Itad would need to know for approximately how many returnees reliable location data can be accessed. Alternatively, the information need not necessarily be available before an NE is launched if returnees can provide it when they are contacted for the survey (below).

In discussion with the IOM CO, the IMPACT team understand that many returnees continue to move between their home communities – often rural – and towns and cities where making a living may be easier in response to the threats. IOM remains in phone contact with approximately 50% of the caseload.

- Reliable information on the distribution of the threat will be required: where and when was it greatest? The major effect of the triple threat may be sharply worsening food insecurity for those affected, which is being monitored at least at district level and is used by those organising and delivering relief. The Malawi Famine of 2001–2003 was similarly a complex emergency, compounded by the impacts of successive droughts, floods, narrowing dry season livelihood opportunities and much else. It was hunger, assessed at district level by a collaboration of organisations, national and international, rather than the individual threats contributing to it, that was related to the evolution of HIV prevalence in the study cited above, guided by the testimony of people impacted by the crisis.

- The CO has confirmed that the flooding continues and is increasing in places. Desert locust swarms are building but their impact has yet to be felt on crops. Reliable information on the distribution of COVID-19 mortality/morbidity is not yet available but some is regarding internal prevention measures: restrictions have largely been lifted in Somaliland whereas they remain in force in Mogadishu and surroundings.⁶⁷ The CO provided useful insight into how insecurity, particularly in the south and centre, affects returnees and their efforts to make a living: insecurity/conflict might be considered a fourth threat which interacts with the others and the provision of assistance. Returnees are generally reluctant to discuss this aspect with IOM and alternative means may be required to complement current information.
- Further information on the returnees' outcomes, relating to but more focussed than what can be gathered from the RAS' and RSS' questions would be important. This would include information on their own and their family's experience of food insecurity, now dealt with very schematically in the surveys. Information would also be needed in reference to the same period whereas the two surveys capture it at different times, determined by when returnees arrived. This will require inclusion in either the qualitative research arm, the survey that the modelling arm will undertake or a special survey, conducted with IOM's collaboration.

Discussion with the CO identified only four returnees have been directly affected by the flooding and lost their businesses. Many others, however, are indirectly affected, for example, by having to provide for displaced family members. The COVID-19 needs assessment, now completed, should provide more insight on these indirect impacts. An eventual NE would draw on them and supplement them with qualitative research. Qualitative research questions:

- How have returnees been affected by and adapted to the food insecurity they and their families confronted? How have they made use of IOM's assistance in adapting? (Some returnees lost the assistance they received as a consequence of the floods)
- Have they considered moving or migrating, internally or internationally? Would they say that IOM's assistance, in all its aspects, has helped them to make a better-informed decision than they had the last time they migrated?
- How has IOM adapted its assistance in response to the crisis (asked of both returnees and IOM)?

Link with quantitative modelling: Not yet clear.

Limitations and responses: It may be that an NE can be more readily framed and conducted in the area around Hargeisa in the north than in the area around Mogadishu in the centre where security risks are greater and the flooding appears to have been less severe and prolonged. It may also be possible to delimit a 'before' and 'after' in the north, making assessment of change in outcomes possible and limiting the scope for confounding.

Currently, further information is required to decide whether, where and how to proceed. Initially, further conversations between the IMPACT team and IOM staff on the prospects for more precisely mapping returnees' location and, together, monitor the development of the crisis and assess the availability of information on its extent and severity will need to be carried out during piloting of the implementation phase.

Natural experiment 5: Impacts of extreme events: Peace and water in North Darfur, Sudan

The Wadi El Ku is a seasonal river in North Darfur with a catchment area of some 30,000 km². Settled farmers and nomadic pastoralists use the *wadi* soils along the river most intensively.

⁶⁷ As of August 2020, international flights resumed and schools and universities reopened.

Increasingly unpredictable rains, rising temperature, inadequate land and water management and disputes between the two communities – often incited by outside forces – fed conflict there and elsewhere in the Darfur region, leading to what has been called ‘the first climate-change war’. More than 400,000 were killed and millions displaced from 2003; many still live in sprawling camps.

Beginning in 2013, an EU-funded UNEP project, working closely with the Sudanese government and implemented by Practical Action and local NGOs, has supported joint water and land-use planning by farmers and pastoralists (UNEP, 2017) and constructed weirs and water-catching *hafirs* which spread water and prolong its availability. Some 1,600 farming households were able to expand their use of *wadi* land. Now in its second phase, the project aims to directly support over 80,000 farming families and provide benefits to around 700,000 people living near the Wadi or depending on its water for their livelihoods (UN, 2018). What *The Guardian* refers to as the ‘green shoots of peace’ are visible in pastoralists inviting farmers to a large wedding feast and demonstrably better security (Carrington, 2019). IMPACT consultation key informant, Flemming Nielsen, who leads the UNEP project based in El Fasher, suggests that the achievements are still fragile but they have created a momentum for further change.

Can peace be considered an extreme event – a positive one? Perhaps it is as much a shared psychological shift as a cessation of conflict, which people who experienced war’s devastation are prepared to support with their efforts and promote through new structures. After the Sudanese revolution of 2019, international migrants returned to the country, even though the economy was still fragile.⁶⁸

Has something similar happened internally? The Sudan CO highlights that the province has one of the largest number of returnees but that many more stay in Khartoum – perhaps, as in Somalia, because livelihood opportunities and security are thought to be better there. The country office has no evidence that there has been a shift in returnee’s intentions with the developments in North Darfur.

A natural experiment might assess how peace and better livelihood prospects in Wadi El Ku have affected returnees’ intentions and outlook and what role IOM’s assistance has played:

- Has the flow of returnees to North Darfur increased since peace became entrenched there?
- As this may be difficult to date, an alternative option might be to assess what proportion of returnees to North Darfur cite the Wadi El Ku developments as contributing to their decision to return. How has that changed over time?
- Among those who mention peace, better security and improved livelihood prospects in North Darfur among their reasons to return, are they more likely to say they expect to stay rather than remigrate than those who do not mention them?
- How has IOM’s assistance helped in their return to North Darfur and their reintegration? Has IOM adapted its assistance in these changed circumstances?
- Returnees from North Darfur now residing in Khartoum (if it is possible to identify these returnees) could be asked whether they are aware of the Wadi El Ku developments, how they view them and how if at all they are affecting their decisions.

An NE might also address migrants who returned to Sudan during or in the wake of the 2019 revolution, asking similar questions. IOM’s assisted voluntary return was likely critical for many Sudanese international migrants who wanted to get home quickly, perhaps especially those who had fled for political reasons. The agreeing of a roadmap and joint transitional

⁶⁸ As described in returnee consultations.

government are more discrete and dateable events than the water and peace developments in North Darfur and would have affected many more returnees. An NE with this focus might be carried out together with the North Darfur NE or in its place if the latter is judged not feasible.

Gathering further information on developments in North Darfur will be required during the implementation phase in order to judge the feasibility of an NE.

Information required:

- Follow up with key informants, to better understand the scope, extent and prospects of the Wadi El Ku initiative and its wider effects.
- Undertake further follow-up with informants in UN organisations and other implementing partners of the EU-IOM Joint Initiative (HoA).
- Conduct key informant interviews with returnees in North Darfur to gain a preliminary understanding of how widely the developments there are known and how they are viewed by returnees and to understand the extent to which they are familiar with the UNEP initiative.

Qualitative research questions:

- Uncertain until the focus of the NE is clearer but qualitative research would likely be dominant.

Link with quantitative modelling: Not yet clear.

Limitations and responses: Await clarification of the NE's focus.

Natural experiment 6: Impacts of extreme events: Identifying opportunities for NEs in Ethiopia

In consultation with JaRco, IMPACT in-country partner in Ethiopia, IMPACT is attempting to identify extreme events that could be exploited as NEs in the recent past i.e. before Sep 2019 when the RSS was consistently administered at baseline and endline, and current/future ones, during the life of IMPACT. JaRco staff have identified possibilities that occurred in the 10 priority zones where EU-IOM Joint Initiative (HoA) returnees are concentrated and the IMPACT team have agreed an approach for responding to emerging extremes events.

Identifying extreme events likely to impact returnees and their communities:

JaRco will engage monitors in each of the 10 priority zones who will track the emergence of distress in the zone's woredas in the wake of extreme events. Backstopped by JaRco, the monitors will pay attention to the co-occurrence of threats, for example drought following hard on flood in an area where conflict has strained resilience. They will seek evidence of extreme responses: people pushed into hard choices, such as having to trade-off survival (fending off hunger) for health (STD risks) or education (taking children out of school) – or undertaking ill-prepared migration.

The monitors will be well linked in networks of organisations with related interests where early, local information on the severity and extent of EEs is shared. Information from mobile phone data may be part of what is shared. JaRco and the monitors will draw on the Ethiopian Early Warning System (EWS) which tracks 10 indicators at woreda level and publishes regular reports at regional level. They will also draw on information provided by WFP, FAO and the Famine Early Warning System Network (FEWS NET).

Monitors might also reach out to IOM reintegration assistant who are in direct contact with returnees and their communities to gain their perspectives on the situation. While desirable in terms of hastening access to information, on both sides, this might influence the relationship between the evaluators and IOM. This needs further discussion.

JaRco and the monitors will also track emerging ‘positive extreme events’. One candidate may be the new and apparently popular Land Fragmentation Policy. Many returnees and others seeking land-based livelihoods face difficulties due to the small and fragmented nature of their holdings. The policy supports farmers with adjacent holdings to collaborate in exploiting the land. This may permit more productive and sustainable use of land-based resources.

Framing and prioritising natural experiments:

The information from the monitoring system will be shared internally and with IOM. As with the other candidate NEs, Itad, JaRco and IOM will jointly assess: Is there sufficient information to pursue the NE or should further information be gathered? If the decision is to proceed, then the three organisations will agree evaluation questions, the scope and scale of the NE and its methods.

In general, an NE would compare the impact of an extreme event on returnees differing in their access to IOM assistance due to delay in receiving it, and differing in their length of residence in the area since returning to Ethiopia. The NE would also assess how returnees had made use of the assistance in confronting the extreme event, what innovations they had made and how IOM had adapted its assistance in the face of the extreme event. Comparisons would also be made to the extreme event’s impact on community members in the comparator groups (see the evaluation modelling arm).

The NE would coordinate with the qualitative research arm of IMPACT to gather this information. Where available, it would also use existing data relevant to exposure, impact and context. The reliability of these sources would have to be assessed.

What can be ‘pre-positioned’ so as to speed response?

- a) Agreement with IOM on sharing information on returnees potentially affected by the extreme event at the aggregate and individual levels, while safeguarding confidentiality.
- b) Informing reintegration assistants and other staff about the relationship with JaRco (see above).
- c) Laying out guidelines for ethical action, for example sharing information with other organisations responding to an emerging humanitarian crisis while safeguarding confidentiality.
- d) Agreeing with the concerned government agency early access to woreda-level EWS data.

By responding early, an NE developed along these lines would provide a more accurate and timely picture of how returnees, their communities and IOM respond to the challenge of an extreme event.

Annex H Information gathering and decision points for natural experiments

	NE1 Delay in assistance: All countries	NE2 Shift to Momo: Sudan	NE 3 COVID-19 impacts: All countries	NE 4 Flood/Triple threat: Somalia	NE 5 Peace and water: Sudan	NE 6 Identifying NEs: Ethiopia
Actions taken through inception phase	IOM: Clarified information available in programme data which are being cleaned and verified. Together: agreed potential evaluation questions.	IOM: Clarified number receiving in-kind/MoMo/cash by month, before/after COVID measures; outlined future plans. Together: agreed potential evaluation questions.	IOM: Shared info on changes in how assistance provided and government restrictions. Together: agreed potential evaluation questions.	IOM: Shared: info on evolution of threats, plus insecurity; preliminary info on returnee location, confidentiality issues; insights on impacts. Together: agreed potential evaluation questions.	Itad: Interviewing KIs – UN, NGOs (scope, extent, prospects), returnees (awareness): ongoing. IOM: clarified returnee flows to North Darfur, awareness among staff. Together: agreed potential evaluation questions.	Itad/JaRco: Describe strategy to identify, prioritise and develop candidate NEs in IOM priority zones.
Decision point 1: End of Inception	To be included in overarching design		IOM: Which NEs, if any, to take to next step?			
Post-inception period 1 – actions (conditional on positive decision)	Lay out NE plan.	Lay out NE plan.	Itad: Clarify secondary data sources, how primary data will be collected and lay out NE plan.	IOM/Itad: Assess available info on impact of threats (food insecurity). Clarify access to returnee numbers and location. Itad: Clarify how primary data will be collected and lay out NE plan.	Itad: Assess if numbers sufficient for analysis. Yes? Clarify primary/secondary data sources and lay out NE plan. No? Explore possibility of NE on return to Sudan post-revolution: steps as above.	Recent past/current NEs: Together: discuss potential evaluation questions. Itad: Clarify primary/secondary data sources and lay out NE plan. Near future NEs: Together: Agree procedure to monitor and respond to emerging EEs and develop NE plans. Agree balance between periods.
Decision point 2: October 2020		IOM: Which NEs, if any, to take to next step?				

Annex I Risk matrices

COVID-19 risks				
Main risks	Likelihood	Impact	Mitigation	Residual risk
COVID-19 related disruptions to the IMPACT.	Medium	High	IMPACT may still require substantial adjustment due to changing COVID-19 restrictions in the UK and the three target countries (Ethiopia, Somalia, Sudan). Itad will continue to be vigilant and flexible in adjusting the project timeline and approach to data collection. Itad will schedule regular check-ins with IOM as the situation develops in order to respond to changes and also maximise opportunities should they arise. Itad will work closely with Itad's Global Safety & Security team and our national partners to apply Itad's Duty of Care principles for delivering Monitoring, Evaluation and Learning services during the global pandemic where in-person activities will be undertaken.	Medium
Methodological risks				
Main risks	Likelihood	Impact	Mitigation	Residual risk
Ongoing pandemic, in addition to a complex programme and context, requires real-time decision-making regarding the methodology. Given the ongoing pandemic and evolving operational context decisions regarding the methodological scope and data-collection will need to be made in real-time.	Medium	High	It is not possible to predict how the pandemic will unfold over the coming months and how restrictions will affect data collection. As such, it will be necessary to monitor the situation closely and review the methodological scope on an ongoing basis and at key points prior to data collection. It is likely that IOM and the IMPACT team will need to make trade-offs between precision, design and resource in response to dynamic situation. Ongoing consultation on methodological priorities and support from IOM to adapt plans as necessary and as COVID-19 restrictions evolve.	Medium

Problems with the number and location of future returnees. There is uncertainty as to the number and location of future returnees to constitute part of the sample	High	Medium	Itad plan to undertake retrospective enumeration of returnees, both those that have not previously been enumerated and also to collect data on certain components of the survey to ensure full data sets are available wherever possible. If a contract extension is granted, the baseline period for enumeration can be extended. Support from IOM to ensure IMPACT can capitalise on all returnees and enumerate as many recent/future returnees as possible.	Low
Our proposed approach to identifying non-migrant respondents remotely is not well validated and may be ineffective.	Medium	High	As detailed in Section 4.6.4, IMPACT will use a matching approach to non-migrant sampling based on matching with pre-identified characteristics. The same matching process will be applied over the course of IMPACT to ensure consistency. When COVID-19 restrictions ease, we will undertake a short field validation exercise of a sample of non-migrant members to test the effectiveness of the matching approach.	Medium
Non-migrant respondents become unreachable or lost through attrition between baseline-endline.	Medium	Medium	Itad propose offering an incentive in the form of remuneration to non-migrant members who are recruited through returnees and successfully complete the baseline and/or endline RSS+ survey, in order to reduce the rate of attrition of non-migrant members.	Medium
Problems identifying a suitable control group.	High	High	Drawing from distinct populations (e.g., host communities, refugees and IDP returnees), multiple control group profiles will be examined and tested as part of our quant/qual/quant approach. If a strict control group cannot be established, our team, which includes high-level academics and an econometrician, will use the latest techniques to model the AVR programme's impact. IMPACT will also supplement our analysis with case studies to help explain findings and provide confirmatory evidence of the programme's impact.	Medium
Small sample sizes.	Medium	High	Ensure a sample of control data that is large enough to give statistically significant results. Stats4SD will advise IOM on what level of confidence and disaggregated analysis is possible – so the implications of sample sizes are transparently discussed.	Medium
Poor and inconsistent data generated by IMPACT.	Medium	Medium	The IMPACT team will centrally review and update the evaluation design on an iterative qual/quant/qual basis. We will transparently discuss implications with IOM.	Low
Wrong combination of data collection tools.	Medium	Medium	The IMPACT team will centrally test, review and upgrade data collection tools, as required, on an iterative qual/quant/qual basis.	Low

Lack of high-quality/verified data from secondary sources.	Medium	Medium	Where data quality or availability is found to be weak, adjustments to evaluation design will be made, and agreed with IOM.	Low
Poor or variable quality of survey data.	Medium	Medium	The IMPACT team has extensive experience of conducting surveys, and will ensure that robust quality assurance processes are put in place. IMPACT will build capacity with staff involved in survey work, as required, to ensure a common understanding of approaches and methodologies.	Low
Failure to capture the complex political economy of AVRR assistance, and other important contextual factors.	Medium	Medium	The IMPACT team has the relevant experience of the region and will take political economy issues into account when analysis the context. However, given the range of diverse local contexts, a small but real residual risk remains that the evaluation will be unable to fully take these into account. This will be discussed in the reports.	Low
Operational risks				
High staff turnover and possible loss of key staff.	Medium	High	Itad have strong HR management systems to ensure appropriate incentivisation, as well as clear tasking and mission objectives and, where appropriate, proactive career development. We also have a strong pool of close associates and experts to draw on, should a team member need to be replaced (for performance or personal reasons).	Low
Constraints to accessing data and documentation, due notably to (a) security and access constraints, and (b) the broad scope of the project.	High	High	The IMPACT team will work closely with the client to provide advance notice to IOM country offices and their implementing partners of documents required. The team will contract national staff for fieldwork, where this allows to overcome security and access constraints and use remote data collection methods where necessary. Specific data validation and quality assurance procedures will be put in place.	Medium
Low capacity of in-country contractors.	Low	High	The IMPACT team includes local partners with a proven track record in data collection, recruitment, management, and quality control. Itad will train partners (enumerators, facilitators) on methodology and data collection processes so they are fully understood, and monitor regularly and closely after the training.	Low
Cultural and/or language barriers resulting in a failure to gain access to research areas and collect robust data.	Low	Low	The team's composition has been selected in order to ensure an adequate experience and understanding of Eastern Africa contexts. This is reinforced by our local partners who bring expert localised knowledge of operating in Eastern Africa contexts including familiarity with local cultures and languages and dialects.	Low

Overspending against budget, resulting in the need to reduce work or delay delivery, and potentially placing Itad in breach of contract.	Low	High	A dedicated project manager will support the team leader and project director with regular, accurate and easy to understand budget and utilisation reports. Regular and tight budget monitoring will be conducted for all outputs. There will be monthly reviews of budgets and clear forecasting. Regular and accurate invoicing will be required from subcontractors.	Low
Wide currency fluctuations over the three years of the project, driving up costs.	Medium	Medium	To avoid this, Itad as lead would endeavour to work with all subcontractors in the contract currency. Itad in any case will take responsibility for any financial or currency risk.	Low
Risk of corruption, embezzlement and fraud within the supplier chain and with individual consultants.	Low	High	Due diligence will be conducted of Itad partners and all transactions will be closely monitored through a robust financial management system. A whistleblowing policy is in place within Itad.	Low
Breach of safeguarding standards/sexual harassment or abuse carried out by an IMPACT team member or a contractor.	Low	High	Safeguarding standards and Supply Partner Code of Conduct are fully part of contractual obligations for staff and partners. An Itad whistleblowing policy is in place to enable the reporting of any incident, plus procedures for dealing with sensitive issues and complaints.	Low
Security risk				
Main risks	Likelihood	Impact	Mitigation	Residual risk
Threats to safety and security of staff (crime, terrorism, conflict and other forms of armed violence).	Medium	High	Itad's Global Safety and Security Framework provides a structured approach to managing safety and security risk. IMPACT team members will form a Joint Risk Management Committee (JRM) to assess and manage threats to staff security. 24-hour live-field safety check-in and incident management procedures will be put in place for deployments to high-risk areas. Comprehensive insurance includes provisions for medical emergency evacuation for all employees and consultants. Hostile Environment Awareness Training (HEAT) training will be provided for international consultants travelling to high-risk environments.	Low

Data security breaches, enabled by extensive use of portable/networked IT equipment (tablets, laptops, etc.).	High	High	All data will be encrypted both during storage and data transfer, and subject to strict access controls, including where remote hand-held devices are used for data collection. Staff will be briefed on the importance of information security and provided with best practice tools for minimising data loss. Itad's information security policy is supported by its adherence to the IASME Governance Information Security Management System cyber security standard.	Low
Limited access to healthcare for teams when working in the field.	High	High	Itad has comprehensive insurance covering all employees and consultants, which includes provisions for emergency evacuation procedures on medical grounds. Subcontractors will be responsible for ensuring sufficient medivac procedures are in place – these will be reviewed periodically to ensure they remain viable. HEAT training will be provided for international consultants travelling to high-risk environments, which includes comprehensive First Response and Emergency Aid training. All travelling staff will be equipped with fully stocked First Aid kits.	Medium
Ethics and safeguarding risk				
Main risks	Likelihood	Impact	Mitigation	Residual risk
Remuneration of non-migrant resident respondents can lead to bias and tensions with other individuals.	Medium	Low	The IMPACT team will work with IOM to identify appropriate incentives/options for compensation Support from IOM to identify the appropriate incentive options and minimise and ensure compensation does not lead to an increase in status or tensions with other individuals.	Low
Maintaining respondent confidentiality.	Medium	Medium	The IMPACT team will draw on Itad's own safeguarding policies and ethical principles and develop culturally meaningful approaches to informed consent and/or assent. This approach will cover voluntary participation, right to withdraw, anonymity, confidentiality and consent. The team will ensure that our approach to sampling participants will not inadvertently put them at risk of being identified by other members of the community.	Low

Consulting with minors.	Medium	Medium	If minors will be consulted as part of IMPACT, a specific ethics and safeguarding protocol will be designed for this purpose. The protocol will ask for the parent/guardian's consent and for the minor's assent, and will follow safeguarding and child protection measures, including organising FGDs rather than KIIs where possible, establishing appropriate processes for referral and disclosure should any issues arise. All enumerators will receive full training on the protocol for working with minors.	Low
Involving only certain community members in the comparison group could lead to tensions.	Low	Low	The IMPACT team will work with IOM COs to ensure our approach is transparent, and clearly communicated to members of communities in a conflict-sensitive manner to reduce the risk of potential tensions or disappointment. The team will ensure consultations with local authorities are carried out where appropriate.	Low

Annex J Confidentiality and consent script

For the interviews carried out with returnees in July 2020, Itad developed a script to read before each interview with returnees above the age of 18 to ensure confidentiality and consent were sought.

Interviewers must read the consent statement at the start of the interview.

My name is [NAME] from [Itad/XX], and I am conducting a study about the impact of the IOM support for returnee migrants. I was given your contact details by IOM. I would like to speak to you for about one hour and ask some questions about your experiences as a returnee and the experiences of other returnees that you know.

You were selected as someone who has experienced the IOM support programme and is in contact with other returnees. Your answers are important to help us understand how IOM activities are supporting returnee migrants to reintegrate into their communities or establish themselves in new communities. You will not receive any compensation for your participation in this conversation.

We will be taking notes and using audio recording for this discussion so that we can go back later to remember everything that was discussed. All answers will be kept confidential and we will not share them with IOM. We will never identify you in any report. We do not anticipate any risks associated with participating in this discussion.

Your participation in this discussion is voluntary and you are free not to take part. If you don't want to take part in this interview, not answer a question or stop the discussion, the support you receive from IOM will not be affected in any way. At any point you may choose not to respond to a question and if you wish to end the discussion at any time, you may do so.

*Do you have any questions for me at this point? Are you 18 years of age or older? [if not, terminate interview]. By agreeing to participate in the interview you indicate that you understand the information I have just said. **Are you happy to respond to my questions?***

[If the answer is yes] Before we start the interview, I just wanted to check you are somewhere private and nobody around you can hear you. I'm asking this for your comfort and safety. Are you somewhere where other people can hear you? Are you happy to talk now? If not, are you able to go somewhere where nobody else can hear you? If not, I will call you back later.

We understand your time is valuable and we appreciate your participation in this important research.

[Note for researchers: Throughout the interview, you need to pay attention to whether the respondent sounds uncomfortable and ask them if they want to continue the interview. If they aren't comfortable anymore, you need to finish the interview even if you haven't covered all the questions]

Annex K References

- Åkesson, L. (2011). Making migrants responsible for development: Cape Verdean returnees and northern migration policies. *Africa Spectrum*, 46(1): 61–83. Available at: <https://journals.sub.uni-hamburg.de/giga/afsp/article/view/435.html>
- Altai. (2019a). *Labour Market and Service Skills Assessment in Selected Locations. Annexes – Ethiopia*.
- Altai. (2019b). *Labour Market and Service Skills Assessment in Selected Locations. Annexes – Somalia*.
- Altai. (2019c). *Labour Market and Service Skills Assessment in Selected Locations. Annexes – Somaliland*.
- Andersson, L. (2019). *Mid Term Review of EU-IOM Joint Initiative for Migrant Protection and Reintegration in the Horn of Africa*. Maastricht Graduate School of Governance (MGSoG).
- Banerjee, A.V. and Duflo, E. (2009). The experimental approach to development economics. *Annual Review of Economics* 1(1): 151–178.
- Battistella, G. (2018). *Return Migration A Conceptual and Policy Framework*. Center for Migration Studies. Available at: <https://cmsny.org/publications/2018smc-smc-return-migration>
- Beaman, L., Duflo, E., Pande, R. and Topalova, P. (2012). Female leadership raises aspirations and educational attainment for girls: A policy experiment in India. *Science*, 335(6068): 582–586.
- Black, R. and Castaldo, A. (2009). Return migration and entrepreneurship in Ghana and Cote d'Ivoire: The role of capital transfers. *Tijdschrift voor Economische en Sociale Geografie*, 100(1): 44–58.
- Black, R., Koser, K., Monk, K., Atfield, G., D'Onofrio, L. and Tiemoko, R. (2004). *Understanding Voluntary Return*. Report 50/04. Home Office, London.
- Carpena, F., Cole, S., Shapiro, J. and Zia, B. (2013). Liability structure in small-scale finance: Evidence from a natural experiment. *World Bank Economic Review*, 27(3): 437–469.
- Carrington, D. (2019). How water is helping to end 'the first climate change war': A pioneering irrigation project in North Darfur is bringing people together again. *The Guardian*, 18 December. Available at: <https://www.theguardian.com/world/2019/dec/18/how-water-is-helping-to-end-the-first-climatechange-war>
- Cassarino, J.P. (2004). Theorising return migration: The conceptual approach to return migrants revisited. *International Journal on Multicultural Societies*, 6(2): 253–279.
- Cassarino, J.P. (ed.). (2014). *Reintegration and Development*. San Domenico di Fiesolo: European University Institute (EUI), Robert Schuman Centre for Advanced Studies. Available at: <http://www.jeanpierreccassarino.com/wp-content/uploads/2014/03/Reintegration-and-DevelopmentCRIS.pdf>
- Collyer, M. (2018). Paying to go: Deportability as development. In: S. Khosravi (eds) *After Deportation: Ethnographic Perspectives* (pp. 105–126). Cham: Palgrave Macmillan.
- Demel, K. (2015). *Evaluation of The Medium-Term Effectiveness of the Reintegration Measures of the*

- Projects 'Reintegration in Kosovo – Cooperation with Microcredit Institutions and The Economy' (ReKoKO I–III). A Comparison of Assisted and Non-Assisted Reintegration.* IOM/UN. Available at:
<https://returnandreintegration.iom.int/en/resources/report/evaluation-medium-term-effectivenessreintegration-measures-projects-reintegration>
- EU-IOM. (2019). *EU-IOM Joint Initiative for Migrant Protection and Reintegration: Biannual Reintegration Report*, Report #1.
- EU-IOM. (2020). *EU-IOM Joint Initiative: Compiled Results for the Sahel and Lake Chad, Horn of Africa and North Africa*. Available at:
<https://migrationjointinitiative.org/sites/default/files/files/articles/euiomjointinitiativeflasreport26en.pdf>
- European Migration Network. (2016). *Guidelines for Monitoring and Evaluation of AVR(R) Programmes*. EMN.
- FAO. (2016). *Analysing Resilience for Better Targeting and Action; RIMA-II Resilience Index Measurement and Analysis-II*. Rome.
- Forced Migration Review*. (2019). *Return Voluntary, Safe, Dignified and Durable?* Available at:
<https://www.fmreview.org/sites/fmr/files/FMRdownloads/en/return/return.pdf>
- FSNAU and FEWS NET. (2020). Outcome of the 2019 post Deyr seasonal food security and nutrition assessment: A briefing for all stakeholders. Presentation, Mogadishu.
- Gullahorn, J.T. and Gullahorn, J.E. (1963). An extension of the U-curve hypothesis. *Journal of Social Issues* 19(3): 33–47.
- IASC. (2010). *IASC Framework on Durable Solution for Internally Displaced Persons*. Available at: <https://interagencystandingcommittee.org/other/iasc-framework-durable-solutions-internallydisplaced-persons>
- IOM. (2016a). *Logframe – EU-IOM Joint Initiative for Migrant Protection and Reintegration in the Horn of Africa* (March 2017–March 2021).
- IOM. (2016b). *Towards an Integrated Approach to Integration in the Context of Return*. Available at: https://www.iom.int/sites/default/files/our_work/DMM/AVRR/Towards-an-Integrated-Approach-toReintegration.pdf
- IOM. (2017). *Assisted Voluntary Return and Reintegration 2016 Key Highlights*. Available at: <https://reliefweb.int/report/world/assisted-voluntary-return-and-reintegration-2016-key-highlights>
- IOM. (2018a). *A Framework for Assisted Voluntary Return and Reintegration*. Available at:
https://www.iom.int/sites/default/files/our_work/DMM/AVRR/a_framework_for_avrr_online_pdf_optimized_20181112.pdf
- IOM. (2018b). *World Migration Report 2018*. Available at:
<https://publications.iom.int/books/worldmigration-report-2018>
- IOM. (2018c). *Global Migration Indicators 2018*. Available at:
https://publications.iom.int/system/files/pdf/global_migration_indicators_2018.pdf
- IOM. (2019a). *2018 Return and Reintegration Key Highlights*. Available at:
https://www.iom.int/sites/default/files/our_work/DMM/AVRR/2018_return_and_reintegration_key_highlights.pdf

- IOM. (2019b). Community action plan for Hargeisa Town under Maroodijeex Region, Somaliland. Workshop 1.12-5.12 in Burao.
- IOM. (2019c). *Glossary on Migration*. Available at: https://publications.iom.int/system/files/pdf/iml_34_glossary.pdf
- IOM. (2020a). *Somalia Joint Initiative Returnees (2017–2020)*, as of 3 March 2020.
- IOM. (2020b). *The Desire to Thrive Regardless of the Risk. Risk Perception, Expectations and Migration Experiences of Young Ethiopians Migration Along the Eastern Route Towards the Arabian Peninsula*. IOM Regional Data Hub East and Horn of Africa.
- King, G. and Nielsen, R. (2019). Why propensity scores should not be used for matching. *Political Analysis*, 27(4): 435–454.
- Koser, K., and Kuschminder, K. (2015). *Comparative Research on the Assisted Voluntary Return and Reintegration of Migrants*. Maastricht Graduate School of Governance.
- Loevinsohn, M. (1994). Climatic warming and increased malaria incidence in Rwanda. *The Lancet*, 343: 714–718.
- Loevinsohn, M. (2015). The 2001–03 famine and the dynamics of HIV in Malawi: A natural experiment. *PLOS ONE*, 10(9): e0135108.
- Lumey, L.H., Stein, A.D. and Susser, E. (2011). Prenatal famine and adult health. *Annual Review of Public Health*, 32: 237–262.
- McKenzie, D., and Yang, D. (2015). Evidence on Policies to Increase the Development Impacts of International Migration, *The World Bank Observer*. 30(2): 155-192
- Monitoring and Evaluation for the DFID Somalia 2013–2017 Humanitarian Programme. (2019). *Impact Evaluation: Shocks & Hard Knocks: The Impact of Resilience Programming in Somalia*. Available at: <https://static1.squarespace.com/static/5d0dee49c9ddd900015bd2e7/t/5d546bf4cdfbea0001938821/>
- Mumin, A.A. and Burke, J. (2019). ‘We have nothing’: Somalia floods raise spectre of famine. *The Guardian*, 19 November. Available at: <https://www.theguardian.com/world/2019/nov/19/we-havenothing-somalia-floods-raise-spectre-of-famine>
- OCHA. (2020). *Flood Response Plan – Somalia*. Available at: https://reliefweb.int/sites/reliefweb.int/files/resources/SOMALIA_FLOOD_RESPONSE_PLAN_May2020.pdf
- REDSS. (n.d.). Indicator definition matrix. Available at: <http://regionaldss.org/wpcontent/uploads/2018/05/Indicator-definition-matrix.pdf>
- Refugee Self-Reliance Initiative. (2019). *Self-Reliance Index Version 2.0: Indicators to Measure Progress Towards Self-reliance*. Available at: <https://www.refugeeselfreliance.org/self-reliance-index>
- Samuel Hall. (2016). *Developing a Multi-Dimensional Integration Index for Afghanistan. Phase 1: An InterAgency Approach*. Commissioned by UNHCR.
- Samuel Hall. (2017a). Annex – Reintegration monitoring toolkit. Commissioned by the International Organization for Migration.
- Samuel Hall. (2017b). *The Multi-Dimensional Integration Index: Pilot Results*, June.

- Samuel Hall. (2018). *The Multi-Dimensional Integration Index (MDI)*. Available at: <https://www.oecd.org/migration/forum-migration-statistics/4.Stefanie-Barratt.pdf>
- Samuel Hall. (2019). *Multidimensional Integration Index: Methodological Note*.
- Samuel Hall and IOM. (2017). Setting Standards for an Integrated Approach to Reintegration. Available at: <https://eea.iom.int/publications/setting-standards-integrated-approach-reintegration>
- Save the Children. (2019). *Durable Solutions for Children Toolkit*. Available at: https://resourcecentre.savethechildren.net/node/14967/pdf/durable_solutions_toolkit_sci_2019.pdf
- Shaffer, P (2013) *Q-squared. Combining Qualitative and Quantitative Approaches In Poverty Analysis*. Oxford: Oxford University Press.
- Schuster, L. and Nassim, M. (2013). What happens post-deportation? The experience of deported Afghans. *Migration Studies*, 1(2): 221–240.
- Sinatti, G. (2015). Return migration as a win-win-win scenario? Visions of return among Senegalese migrants, the state of origin and receiving countries. *Ethnic and Racial Studies*, 38(2): 275–291.
- Stern, E., Stame, N., Mayne, J., Forss, K., Davies, R. and Befani, B. (2012). *Broadening the Range of Designs and Methods for Impact Evaluations*. Working paper 38. Department for International Development.
- UN. (2018). Successful UN Environment project contributes to peace and economic recovery in North Darfur (Press release, 2 December).
- UNEP. (2017). *Sudan: Participatory 3D Mapping in North Darfur* [video]. Available at: <https://www.youtube.com/watch?v=QLU3kQn-nEY>
- UNHCR. (2004). *Handbook for Repatriation and Reintegration Activities*. Geneva: UNHCR.
- UNHCR. (2005). *Local Integration and Self-Reliance*. EC/55/SC/CRP.15.
- UNHCR. (2018). *Global Trends 2018*. Available at: <https://www.unhcr.org/globaltrends2018/>
- United Nations, General Assembly. (2016). Draft resolution referred to the high-level plenary meeting on addressing large movements of refugees and migrants by the General Assembly at its seventieth session, A/71/L.1. Available at: https://www.un.org/ga/search/view_doc.asp?symbol=A/71/L.1
- World Bank. (2019). *Informing Durable Solutions for Internal Displacement in Nigeria, Somalia, South Sudan, and Sudan. Volume A: Overview*. Available at: <http://documents1.worldbank.org/curated/en/761091557465113541/pdf/Volume-A-ExecutiveSummary.pdf>
- World Bank. (2020). *World Development Indicators*. Available at: <https://databank.worldbank.org/source/world-development-indicators>
- Zekele, M. (2020). A Study on Child Migrants from Ethiopia. A Report Submitted to the EU-IOM Joint Initiative for Migrant Protection and Reintegration in the Horn of Africa. March 2020: Addis Ababa

Annex L Stakeholders consulted

IOM Regional Office, HQ and external parties

Organisation	Name	Role
IOM RO	Julia HARTLIEB	EU-IOM Joint Initiative (HoA) Senior Regional Programme Coordinator
IOM RO	Davide BRUSCOLI	Information Management Officer, Technical Focal Person for the IMPACT study
IOM RO	Mitsue PEMBROKE	Deputy Regional Programme Coordinator, Programmatic Focal Person for the IMPACT study
IOM RO	Kiana TABAKOVA	Regional M&E Officer
IOM RO	Lisa LIM AH KEN	Regional Thematic Specialist
IOM HQ	Anca PADUCEL	Associate Evaluation Officer
IOM HQ	Joy PAONE	ORION Programme Manager
Freelance consultant	Renata REALI	PSS Consultant
Maastricht University	Lisa ANDERSSON	External Evaluator

IOM Country Office - Ethiopia

Organisation	Name	Role
IOM	Sara BASHA	EU-IOM Joint Initiative Ethiopia Programme Coordinator
IOM	Wondwossen JIMA	National M&E Officer
IOM	Solomon ETAFA	Senior Information and Data Management Assistant
IOM	Genenew AYALNEH	National Reintegration Officer
IOM	Kidist MULUGETA	National Programme and Strategic Partnership Officer
IOM	Dejene MERGA	Protection Officer
IOM	Merga NAMO	Senior PSS Assistant
IOM	Eric RAMADI	Information Management Officer
IOM	Abebe KASSAW	Reintegration Assistant and CB Focal Person
IOM	Taye BIRAMO	Reintegration Assistant – Community based
IOM	Euele NEGA	Reintegration Assistant
IOM	Abel CHERNET	Reintegration Assistant
Facilitator for Change	Aklilu GETENET	Implementing Partner Staff
Mekanyesus	Alemayehu LEMMA	Implementing Partner Staff
Good Samaritans	Hanna NEBYIE	Implementing Partner Staff

IOM Country Office - Somalia

Organisation	Name	Role
IOM	Isaac MUNYAE	MPA Programme Manager
IOM	Amy EDWARDS	EU-IOM Joint Initiative (HoA) Programme Manager (former)
IOM	Carolina PRANDELLI	M&E Officer
IOM	Haitham KHOUDARY	IMO
IOM	Carlotta PANCHETTI	Programme Officer FP in Hargeisa
IOM	Wria RASHID	IOM Head of Sub-office Bosasso and Reintegration Expert
IOM	Liban Mohamoud ESSA	National Programme Officer Hargeisa
IOM	Mabsoud Ahmed ALI	Reintegration Assistant Hargeisa
IOM	Mohamed HUSSEIN	Team leader MPA Mogadishu – National Programme Officer
IOM	Fuad ADEN	Reintegration Assistant Mogadishu
IOM	Abdiweli Hassan ABDIRAHMAN	Senior Programme Assistant Mogadishu

IOM Country Office - Sudan

Organisation	Name	Role
IOM	Megumi KONDA	EU-IOM Joint Initiative (HoA) Programme Manager (former)
IOM	Linda ONIAS	M&E Officer
IOM	Ester GIGIR	Consultant
IOM	Ahmed SHOSHA	Reintegration Assistant
IOM	Mostafa BASHIR	Reintegration Assistant
IOM	Fatima ALGOUSI	Reintegration Assistant
IOM	Reem ELDWWARI	National Programme Coordinator
IOM	Romisa AZHARI	Programme Assistant
IOM	Khalid HAWLI	PSS Assistant
IOM	Muna MOHAMMED	Data Management Assistant

Returnees Ethiopia

Returnee	Location
Returnee 1	Oromia, Ethiopia
Returnee 2	SNNPR, Ethiopia
Returnee 3	SNNPR, Ethiopia
Returnee 4	SNNPR, Ethiopia
Returnee 5	Tigray, Ethiopia

Returnees Somalia

Returnee	Location
Returnee 1	Hargeisa, Somalia
Returnee 2	Mogadishu, Somalia
Returnee 3	Mogadishu, Somalia
Returnee 4	Hargeisa, Somalia
Returnee 5	Bosasso, Somalia
Returnee 6	Galmudug, Somalia

Returnees Sudan

Returnee	Location
Returnee 1	Gazira State, Sudan
Returnee 2	Khartoum, Sudan
Returnee 3	Central Darfur State, Sudan
Returnee 4	Khartoum, Sudan
Returnee 5	Khartoum, Sudan
Returnee 6	Gazira State, Sudan
Returnee 7	Khartoum, Sudan

Annex M Reintegration Sustainability Survey version 1.1

Released on 06 July 2020

This survey questionnaire contains several mandatory question that cannot be removed nor modified since this will affect the computation of the RS score. They are marked in GREEN and BLUE:

- Questions in GREEN are mandatory and feed directly into the score computation
- Questions in BLUE are mandatory but do not feed directly into the score computation
- All other questions are additional

SURVEY PROTOCOL

The survey should be conducted in a private space where returnees may feel comfortable reflecting on their experience and answering potentially sensitive questions. They should never be forced to answer any question and they have the right to interrupt the interview at any time.

“prompt” indicates that the interviewer **should read** answer options, and allow respondent to select the most appropriate.

“do not prompt” indicates that the interviewer **should not read** a list of possible answers to the respondent. Instead, interviewer should listen to the respondent’s free response, and select answer(s) closest to their own words.

“select one” indicates that the question can only have **one** answer.

“select all applicable” indicates that the question can have **multiple** answers.

Interviewer Prompt:

If you agree, I would like to ask for about **40 minutes** of your time to answer some questions about your experience with return and reintegration assistance. Your responses are important and will help us improve our work in the future.

There are no right or wrong answers. If you feel uncomfortable answering any of these questions, you can skip any question, or stop the interview at any point. Your responses will be confidential.

They will not influence our future assistance to you.

If I have your permission, can we proceed?

☐ Yes -> **Continue**

☐ No -> **Terminate interview**

Preliminary questions

Figure 1: Code(s)	Question	Hint	Answers	Notes for M&E focal points
pre_a	Name of the interviewer		Enter details: _____	
pre_b	Interview type		<input type="checkbox"/> In person <input type="checkbox"/> Phone-based	RO: response options changed from the original HQ questionnaire to avoid confusion between phone calls and IOM office.
pre_c	Returnee MiMOSA Individual Number (check reference list)		Enter details: _____	
pre_d	Returnee name (full name)		Enter details: _____	
pre_e	Sex		<input type="checkbox"/> Female <input type="checkbox"/> Male	
pre_f	Date of birth		Enter date: _____	Not mandatory. Can be skipped.
pre_g	Age at time of return		Enter age (in years): _____	
pre_h pre_h_fu	Country from which return took place		<input type="checkbox"/> Djibouti <input type="checkbox"/> Libya <input type="checkbox"/> Tanzania <input type="checkbox"/> Somalia <input type="checkbox"/> Sudan <input type="checkbox"/> Egypt <input type="checkbox"/> Mozambique <input type="checkbox"/> Algeria <input type="checkbox"/> South Sudan <input type="checkbox"/> Zambia <input type="checkbox"/> Zimbabwe <input type="checkbox"/> Other → ...please type country...	

pre_i	Location to which the migrant is returning		<input type="checkbox"/> Ethiopia <input type="checkbox"/> Somalia <input type="checkbox"/> Sudan <input type="checkbox"/> Uganda <input type="checkbox"/> Eritrea <input type="checkbox"/> Kenya <input type="checkbox"/> South Sudan	
pre_rss_1	Interview timing		<input type="checkbox"/> Baseline (interview takes place shortly after return) (go to question pre_rss_2) <input type="checkbox"/> Endline (interview takes place several months after return) (go to question pre_rss_3)	RO: please make sure enumerators are instructed on difference between baseline and endline interview.
pre_rss_2	Has the returnee reached her/his final destination? (is the returnee in the community where the reintegration process will take place?)		<input type="checkbox"/> Reached final destination <input type="checkbox"/> Still in transit - please end interview and contact beneficiary in a few weeks	<p>This question appears only if answer to pre_rss_1 is BASELINE</p> <p>RO: this question was included to check the validity of the interview, as this survey should be administered only after at least two weeks after having reached the community of reintegration. In-transit returnees should not be interviewed.</p>
rs_note_transit	If respondent is still in transit, please end the interview and delete the form			
pre_rss_3	When did you return? (date of return as recalled by respondent)	If respondent cannot recall exact day, please approximate.	Enter date: _____	
pre_k	Length of absence from country of origin (in years) [enter 0 if less than one year]		Enter number: _____	
pre_l_admin1 pre_l_admin2 pre_l_admin3 pre_l_detail	Where is located your community of reintegration? (community of reintegration: place where the returnee will live after return)		Admin 1 list Admin 2 list Admin 3 list (can be skipped) Further details (text)	

pre_m	Will you return / Have you returned to the same community where you were stably residing before migrating?		<input type="checkbox"/> Yes (skip pre_m1 and pre_m2) <input type="checkbox"/> No (go to pre_m1)	
pre_m1 pre_m1_fu	Why are you returning / have you returned to a different community?	Select all applicable. Do not prompt.	<input type="checkbox"/> Fear of stigma or discrimination in old community <input type="checkbox"/> Unwilling to confront family in old community <input type="checkbox"/> Cannot repay debt in old community <input type="checkbox"/> Lack of means to survive in old community <input type="checkbox"/> Can stay in old community but desire to look for better economic and social opportunities in new community <input type="checkbox"/> Followed family members or friends in different community <input type="checkbox"/> Political reasons / violence or insecurity in old community <input type="checkbox"/> Moved to a different community due to marriage <input type="checkbox"/> Other →...please explain...	This question appears only if answer to question pre_m was NO.
pre_m2_admin1 pre_m2_admin2 pre_m2_admin3 pre_m2_detail	Where is located the community where you resided stably before migrating?		Admin 1 list Admin 2 list Admin 3 list (can be skipped) Further details (text)	This question appears only if answer to question pre_m was NO.
Rs_note_baseline	Please explain to the respondent the following only if this is a BASELINE interview (first interview that takes place after return to the community of reintegration: "WHEN I ASK YOU THE QUESTIONS, PLEASE THINK OF THE PERIOD BETWEEN YOUR RETURN TO YOUR COMMUNITY AND NOW". Please provide examples to make the respondents understand ("when I ask you if you are satisfied with your economic situation or not, you should consider the period after your return to this community, not the period while you were abroad or before leaving the country").			This note appears only if BASELINE was selected in question pre_rss_1. RO: Enumerators to read instructions to respondent. Please ensure this note is explained well during enumerator training.

Rs_note_endline	Please explain to the respondent the following only if this is a ENDLINE interview (follow-up interview that takes place many months after return to the community of reintegration: “WHEN I ASK YOU THE QUESTIONS, PLEASE THINK OF THE LAST PERIOD OF TWO-THREE MONTHS”. Please provide examples to make the respondents understand (“when I ask you if you are satisfied with your economic situation or not, you should consider the last two or three months, not the period before and especially not the period when you were abroad or before leaving the country”).	<p>This note appears only if ENDLINE was selected in question pre_rss_1.</p> <p>RO: Enumerators to read instructions to respondent. Please ensure this note is explained well during enumerator training.</p>
------------------------	---	---

ECONOMIC DIMENSION Questions 1-10 contain indicators of economic reintegration, which contribute to economic self-sufficiency
--

Code(s)	Questions	Hint	Answers	Notes
Rs_econ_1 Rs_econ_1_fu	How satisfied are you with your current economic situation?	Select one. Do not prompt.	<input type="checkbox"/> Very satisfied <input type="checkbox"/> Satisfied <input type="checkbox"/> OK <input type="checkbox"/> Dissatisfied →...please explain... <input type="checkbox"/> Very Dissatisfied →...please explain... <input type="checkbox"/> I don't wish to answer	HQ: Overall economic situation, self-assessed by respondent. HQ: for staff needs, and/or follow-up explanations
Rs_econ_2	Since you returned, how often have you had to reduce the quantity or quality of food you eat because of its cost?	Select one. Do not prompt.	<input type="checkbox"/> Very often <input type="checkbox"/> Often <input type="checkbox"/> Sometimes <input type="checkbox"/> Rarely <input type="checkbox"/> Never <input type="checkbox"/> I don't wish to answer	HQ: Food rationing as a cost-reduction strategy is a strong indicator of unstable economic situation. HQ: Given that this indicator is cross-sectional (has implications also for social and psychosocial dimensions of reintegration), it is weighted more heavily in the scoring system to reflect its overall importance in determining sustainability of reintegration. More information is available in the Methodological Note.
Rs_econ_3	Are you able to borrow money if you need it? (Perceived availability of credit, regardless of source - bank, family, friends, traditional loans system, microcredit, etc. – and regardless of whether respondent is effectively taking out loans or not)	Select one. Do not prompt.	<input type="checkbox"/> Yes <input type="checkbox"/> No <input type="checkbox"/> I don't know <input type="checkbox"/> I don't wish to answer	RO: the timeframe of this question if 'currently': i.e. if the respondent is able to borrow money as of the time the interview is being conducted.
Rs_econ_4	Do you borrow money? How frequently? (Behavior self-reported by respondent, regardless of source of credit and amount – even very small amounts count)	Select one. Do not prompt.	<input type="checkbox"/> Very often <input type="checkbox"/> Often <input type="checkbox"/> Sometimes <input type="checkbox"/> Rarely <input type="checkbox"/> Never <input type="checkbox"/> I don't wish to answer	RO: enumerators to be reminded of the timeframe of this question, as per note included above.

Rs_econ_hoa_1	Can you meet your basic needs with your income? (The focus of this question are basic needs like food, shelter, healthcare, education for children, etc. Debt incurred for asset acquisition or non-essential needs is not considered here)	Select one. Do not prompt.	<input type="checkbox"/> Yes – I usually can meet my basic needs (food, shelter, healthcare, education for children, etc.) with my income <input type="checkbox"/> No – I usually need to borrow money to meet my basic needs (food, shelter, healthcare, education for children, etc.)	<p>RO: this question aims at clarifying information on questions rs_econ_5 (is debt incurred to meet basic needs or not?)</p> <p>RO: this question will not work well if respondent is a dependent (as many other in the questionnaire).</p>
Rs_econ_hoa_2	Do you currently have debt to repay? repaying a debt? (No matter if the debt was incurred by respondent or if respondent is repaying the debt incurred by someone else)	Select one. Prompt if needed.	<input type="checkbox"/> Yes (go to question Rs_econ_5) <input type="checkbox"/> No (go to question rs_econ_6) <input type="checkbox"/> I don't wish to answer (go to question rs_econ_6)	<p>RO: this question was included to improve data quality of responses to mandatory question rs_econ_5, as it resulted as unclear to most M&E FPs.</p> <p>RO: this question will not work well if respondent is a dependent (as many other in the questionnaire).</p>
Rs_econ_5	On average, which amount is bigger: your spending every month, or your debt?	Select one. Do not prompt.	<input type="checkbox"/> I don't have debt <input type="checkbox"/> Debt is larger <input type="checkbox"/> Spending is larger <input type="checkbox"/> I don't wish to answer <input type="checkbox"/> N/A	<p>This question appears only if response to question rs_econ_hoa_2 is YES.</p> <p>RO: important note for score calculation: 'I don't have debt' response option was removed after application of skip logic. Respondents answering NO to previous question (rs_econ_hoa_2) are considered as having responded 'I don't have debt' to this question. Respondents answering 'I don't wish to answer' to previous question are considered as having responded 'I don't wish to answer' to this question as well.</p> <p>HQ: The comparison allows us to see whether respondent is able to cover their monthly expenses from earnings, or supplements basic life needs with loans, a much less sustainable behavior.</p>
Rs_econ_6	How would you rate your access to opportunities (employment and training)?	Select one. Do not prompt.	<input type="checkbox"/> Very good <input type="checkbox"/> Good <input type="checkbox"/> Fair <input type="checkbox"/> Poor <input type="checkbox"/> Very poor <input type="checkbox"/> I don't know	<p>HQ: Perceived, personal ability to reach and get opportunities for income generation – jobs, courses for skills enhancement, etc.</p>

Rs_econ_7	Do you currently work? (Either employment or self-employment, formal or informal. If respondent currently in unpaid training or attending school, select "N/A".)	Select one. Do not prompt.	<input type="checkbox"/> Yes <input type="checkbox"/> No <input type="checkbox"/> I don't know <input type="checkbox"/> I don't wish to answer	
Rs_econ_8 Rs_econ_8_fu	Do you own any of the following productive assets?	Select all applicable. Prompt.	<input type="checkbox"/> Land <input type="checkbox"/> Animals <input type="checkbox"/> Trees (fruits, nuts, etc.) <input type="checkbox"/> Buildings and Structures <input type="checkbox"/> Vehicles <input type="checkbox"/> Equipment and Tools <input type="checkbox"/> Other →...please explain... <input type="checkbox"/> No <input type="checkbox"/> I don't wish to answer	HQ: Productive assets create a potential basis for an income-generating activity. As categories will differ based on context, it is suggested that interviewers consider potential of assets in local economies, and adapt answers accordingly. For scoring purposes, it is only necessary to know if respondent does (yes) or does not (no) own a productive asset of any kind. However, knowing which particular asset a returnee owns, will support case management/reintegration counselling.
Rs_econ_9	Are you currently looking for a job?	Select one. Do not prompt.	<input type="checkbox"/> Yes (go to question rs_econ_10) <input type="checkbox"/> No (go to question rs_soc_11) <input type="checkbox"/> I don't wish to answer (go to question rs_soc_11)	HQ: Regardless of currently working or not. A respondent might be employed but unhappy with their current pay/conditions, etc., and searching for alternative opportunities.
Rs_econ_10 Rs_econ_10_fu	Why are you looking for a new job?	Select all applicable. Do not prompt.	<input type="checkbox"/> Unemployed <input type="checkbox"/> Unhappy with work at current job <input type="checkbox"/> Unhappy with work conditions (location, working hours, etc.) <input type="checkbox"/> Unhappy with salary at current job <input type="checkbox"/> Other →...please explain...	This question appears only if answer to rs_econ_9 was YES

SOCIAL DIMENSION Questions 11-21 contain indicators of social reintegration, reflecting the extent to which returnees have reached social stability within their community, including access to services relating to housing, education, justice, health, and other public infrastructure services.

Code(s)	Questions	Hint	Answers	Notes
Rs_soc_11	How would you rate your access to housing in your community?	Select one. Do not prompt.	<input type="checkbox"/> Very good <input type="checkbox"/> Good <input type="checkbox"/> Fair <input type="checkbox"/> Poor <input type="checkbox"/> Very poor <input type="checkbox"/> I don't know	HQ: Self-assessed ability to find/change and afford housing
Rs_soc_12	How would you rate the standard of housing you live in today?	Select one. Prompt if needed.	<input type="checkbox"/> Very good <input type="checkbox"/> Good <input type="checkbox"/> Fair <input type="checkbox"/> Poor <input type="checkbox"/> Very poor <input type="checkbox"/> I don't know	HQ: Self-assessment of standard of housing – safety, cleanliness, size, neighbourhood and other conditions
Rs_soc_13	How would you rate the access to education in your community?	Select one. Do not prompt.	<input type="checkbox"/> Very good <input type="checkbox"/> Good <input type="checkbox"/> Fair <input type="checkbox"/> Poor <input type="checkbox"/> Very poor <input type="checkbox"/> I don't know	HQ: Self-assessed ability to take part in educational activities, programmes, courses, etc.
Rs_soc_hoa_1	Are there any school-aged children in your household?	Select one. Do not prompt.	<input type="checkbox"/> Yes (go to question rs_soc_14) <input type="checkbox"/> No (go to question rs_soc_15)	RO: important note for score computation: NO answers to this question are counted as YES answers in question rs_soc_14.
Rs_soc_14 Rs_soc_14_fu	Are all school-aged children in your household currently attending school? (This includes children to whom respondent is a parent or guardian, as well as other children in respondents' household.)	Select one. Do not prompt.	<input type="checkbox"/> Yes <input type="checkbox"/> No - some but not all →...please explain... <input type="checkbox"/> None →...please explain... <input type="checkbox"/> I don't wish to answer	This question appears only if response to question rs_soc_hoa_1 is YES. RO: removed '(also select if no children in home)' in YES response option after inclusion of preliminary question on present of school-aged children in household.

Rs_soc_15	How would you rate the access to justice and law enforcement in your community? (courts, police, military, etc.)	Select one. Do not prompt.	<input type="checkbox"/> Very good <input type="checkbox"/> Good <input type="checkbox"/> Fair <input type="checkbox"/> Poor <input type="checkbox"/> Very poor <input type="checkbox"/> I don't know	HQ: Self-assessed ability to use and be protected by services and guarantees provided by courts, police, military, etc.
Rs_soc_16	Do you have at least one identification document? (passport, national, or local identification document, birth certificate, etc.)	Select one. Do not prompt.	<input type="checkbox"/> Yes <input type="checkbox"/> No <input type="checkbox"/> I don't know <input type="checkbox"/> I don't wish to answer	HQ: passport, national, or local identification document, birth certificate, etc. – adjust specifics based on local context.
Rs_soc_17	How would you rate the access to documentation (personal ID, birth certificates, etc.) in your community?	Select one. Do not prompt.	<input type="checkbox"/> Very good <input type="checkbox"/> Good <input type="checkbox"/> Fair <input type="checkbox"/> Poor <input type="checkbox"/> Very poor <input type="checkbox"/> I don't know	HQ: Self-assessed ability to request and receive personal documents issued by the State
Rs_soc_18	How would you rate the access to safe drinking water in your community?	Select one. Do not prompt.	<input type="checkbox"/> Very good <input type="checkbox"/> Good <input type="checkbox"/> Fair <input type="checkbox"/> Poor <input type="checkbox"/> Very poor <input type="checkbox"/> I don't know	HQ: Self-assessed ability to access and use water which is suitable for drinking and hygiene
Rs_soc_19	How would you rate the access to healthcare in your community? ⁶⁹	Select one. Do not prompt.	<input type="checkbox"/> Very good <input type="checkbox"/> Good <input type="checkbox"/> Fair <input type="checkbox"/> Poor (go to question rs_soc_19a) <input type="checkbox"/> Very poor (go to question rs_soc_19a) <input type="checkbox"/> I don't know	HQ: Self-assessed ability to access and use medical services

⁶⁹ Given that this indicator is cross-sectional (has implications also for economic and psychosocial dimensions of reintegration), it is weighted more heavily in the scoring system to reflect its overall importance in determining sustainability of reintegration.

Rs_soc_19a Rs_soc_19a_fu	Please explain main reason why healthcare is not easily accessible to you.	Select one. Do not prompt.	<input type="checkbox"/> No health care facility exists nearby <input type="checkbox"/> It is too expensive <input type="checkbox"/> It is too far <input type="checkbox"/> Other →...please explain...	This question appears only if response to question rs_soc_19 is POOR or VERY POOR.
Rs_soc_20	What is the quality of healthcare available to you?	Select one. Prompt if needed.	<input type="checkbox"/> Very good <input type="checkbox"/> Good <input type="checkbox"/> Fair <input type="checkbox"/> Poor <input type="checkbox"/> Very poor <input type="checkbox"/> I don't know	HQ: Self-perceived standard of care, which respondent is able to get for themselves.
Rs_soc_21	Access to public services overall is generated from average answers to above questions (Q13, 15, 17, 18, 19)			

PSYCHOSOCIAL DIMENSION Questions 22-32 contain indicators of psychosocial reintegration, encompassing the emotional and psychological elements of reintegration.

Code(s)	Questions	Hint	Answers	Notes
Rs_pss_22	How often are you invited or do you participate in social activities (celebrations, weddings, other events) within your community?	Select one. Do not prompt.	<input type="checkbox"/> Very often <input type="checkbox"/> Often <input type="checkbox"/> Sometimes <input type="checkbox"/> Rarely <input type="checkbox"/> Never <input type="checkbox"/> I don't wish to answer	HQ: (Both invitations and participation matter, showing strength of personal connections to community.)
Rs_pss_23	How do you feel about your support network? Can you rely on the network's support? (Support network which can provide emotional or practical help in time of need, regardless of factual type/size/strength of support)	Select one. Do not prompt.	<input type="checkbox"/> Very good - a very strong network <input type="checkbox"/> Good <input type="checkbox"/> Fair <input type="checkbox"/> Bad <input type="checkbox"/> Very bad - a very weak network <input type="checkbox"/> I don't know <input type="checkbox"/> I don't wish to answer	HQ: Self-perceived support network which can provide emotional or practical help in time of need, regardless of factual type/size/strength of support.
Rs_pss_24	Do you feel you are part of the community where you currently live?	Select one. Do not prompt.	<input type="checkbox"/> I agree - I feel strongly that I am part of the community <input type="checkbox"/> I somewhat agree <input type="checkbox"/> I don't agree or disagree <input type="checkbox"/> I somewhat disagree <input type="checkbox"/> I strongly disagree - I don't feel part of the community at all <input type="checkbox"/> I don't know <input type="checkbox"/> I don't wish to answer	HQ: Personal feeling of belonging.
Rs_pss_25	How physically safe do you feel for yourself and your family during everyday activities outside? (Perceived physical safety from violence and persecution and/or other forms of insecurity. May be related to belonging to a social group or to the status of returnee alone.)	Select one. Do not prompt.	<input type="checkbox"/> I feel very safe all the time <input type="checkbox"/> I feel safe most of the time <input type="checkbox"/> Neutral <input type="checkbox"/> I feel unsafe most of the time <input type="checkbox"/> I feel very unsafe all the time <input type="checkbox"/> I don't wish to answer	HQ: Given that this indicator is cross-sectional (has implications also for social and economic dimensions of reintegration), it is weighted more heavily in the scoring system to reflect its overall importance in determining sustainability of reintegration.

Rs_pss_26	How frequently have you experienced important tensions or conflicts between you and your family since you returned?	Select one. Do not prompt.	<input type="checkbox"/> Very often <input type="checkbox"/> Often <input type="checkbox"/> Sometimes <input type="checkbox"/> Rarely <input type="checkbox"/> Never <input type="checkbox"/> I don't wish to answer	<p>HQ: For case management: follow up: do you experience more tensions than before your migration experience?</p> <p>HQ: Self-perceived frequency. Every family experiences/is accustomed to a different frequency of conflicts – this question asks about conflicts and tensions that feel subjectively important and disturbing to the returnee, therefore hampering the reintegration process. These tensions could be new or dating prior to return.</p>
Rs_pss_27 Rs_pss_27_fu	Have you felt discriminated since your return? Definition: discrimination entails inability to enjoy rights and freedoms without distinction of any kind, such as race, color, sex, language, religion, political or other opinion, national or social origin, property, birth or other status ⁷⁰	Select one. Do not prompt.	<input type="checkbox"/> Never <input type="checkbox"/> Only rarely <input type="checkbox"/> Sometimes →...please explain... <input type="checkbox"/> Very often →...please explain... <input type="checkbox"/> I don't wish to answer	HQ: Frequency of a feeling, no need for additional information on specific instances of discrimination.
Rs_pss_28 Rs_pss_28_fu	Do you often suffer from any of the following? - Feeling angry - Feeling sad - Feeling afraid - Feeling stressed - Feeling lonely - Feeling low self-worth - Difficulty concentrating	Select one. Prompt.	<input type="checkbox"/> Never <input type="checkbox"/> Only rarely <input type="checkbox"/> Sometimes →...please explain... <input type="checkbox"/> Very often →...please explain... <input type="checkbox"/> I don't wish to answer	HQ: Signs of psychosocial distress, answer should consider frequency of these symptoms.
Rs_pss_29	Would you wish to receive specialized psychological support? (Such support may include informal or formal counselling, and other forms of support. Does not refer exclusively to psychological therapy.)	Select one. Do not prompt.	<input type="checkbox"/> Yes <input type="checkbox"/> No <input type="checkbox"/> I don't know <input type="checkbox"/> I don't wish to answer	

⁷⁰ Paraphrasing definition set forth by the Universal Declaration of Human Rights, 10 December 1948, see also: [IOM Glossary](#)

Rs_pss_30	Do you feel that you are able to stay and live in this country?	Select one. Do not prompt.	<input type="checkbox"/> Yes <input type="checkbox"/> No (go to question rs_pss_31) <input type="checkbox"/> I don't know <input type="checkbox"/> I don't wish to answer	<p>HQ: Given that this indicator is cross-sectional (has implications also for social and economic dimensions of reintegration), it is weighted more heavily in the scoring system to reflect its overall importance in determining sustainability of reintegration.</p> <p>HQ: Focus on ability to stay in country of origin, as opposed to wish, is given by IOM's definition of sustainable reintegration: "Having achieved sustainable reintegration, returnees are able to make further migration decisions a matter of choice, rather than necessity."</p>
Rs_pss_31	What is it that makes you feel that way?	Select one. Do not prompt.	<input type="checkbox"/> I miss my friends/family members elsewhere; cultural factors; wish to continue studies abroad <p>(WISH TO LEAVE)</p> <input type="checkbox"/> Lack of jobs; lack of security; low earnings; lack of essential services; family pressure <p>(FEEL THE NEED TO LEAVE)</p>	<p>This question appears only if answer to rs_pss_30 is NO.</p> <p>HQ: Important distinction between the need and the wish to leave – reflecting the respondent's ability to deal with remigration drivers in country of origin. If respondent indicates both wish and need to leave, please select primary reason. For example, if a respondent has been struggling to find employment, is unable to cover their basic needs, and also misses their girlfriend in Belgium, select "need" – since inability to establish sustainable living is the primary underlining reason for wanting to leave.</p>
Rs_pss_32 Rs_pss_32_fu	Who are the people and/or organizations that support you in this community?	Select all applicable. Do not prompt initially.	<input type="checkbox"/> Family <input type="checkbox"/> Friends <input type="checkbox"/> Religious organizations and leaders <input type="checkbox"/> Community leaders <input type="checkbox"/> Work colleagues <input type="checkbox"/> IOM <input type="checkbox"/> NGOs <input type="checkbox"/> Other returnees <input type="checkbox"/> Other - please explain <input checked="" type="checkbox"/> →...please explain... <input type="checkbox"/> No one	



Itad is a global organisation. Our strategy, monitoring, evaluation and learning services work to make international development more effective. We generate evidence on important issues – from malnutrition to migration – to support our partners to make informed decisions and improve lives.

Itad.com

 [@ItadLtd](https://twitter.com/ItadLtd)

mail@itad.com

Itad Ltd

Preece House, Davigdor
Road, Hove, East Sussex,
BN3 1RE, UK

+44(0)1273 765 250

Itad Inc

1110 Vermont Ave NW,
Suite 500, Washington, D.C
20005, USA

Tel: +1 (301) 814-1492